

# 80 microcomputing<sup>T.M.</sup>

**Word Processors: 2 systems compared. Pg. 56.**

**Carpool:**  
Save gas, travel  
with a friend.  
Pg. 62.

**Tiny Compiler:**  
A simple compiler  
in BASIC. Pg. 44.

**Computer  
Languages:**  
Alternatives to  
Level I & Level II.  
Pg. 36.

**Electronic Mail:**  
Computer bulletin  
board systems.  
Pg. 110.

**Disk  
Alternatives:**  
Cheap, fast and  
reliable data  
storage. Pg. 82.



**Plus:**

Software Reviews, Hardware Reviews, Book Reviews.  
More than 30 articles and columns.



## From PERCOM

### One-Drive System:

\$399. (40-track) & \$675. (77-track)


### Two-Drive System:

\$795. (40-track drives) & \$1350. (77-track drives)

### Three-Drive System:

\$1195. (40-track drives) & \$2025. (77-track drives)

Requires Expansion Interface, Level II BASIC & 16K RAM.



## Low Cost Add-On Storage for Your TRS-80\*. In the Size You Want.

When you're ready for add-on disk storage, we're ready for you.  
Ready with six mini-disk storage systems — 102K bytes to 591K bytes of  
additional *on-line* storage for your TRS-80\*.

- Choose either 40-track TFD-100™ drives or 77-track TFD-200™ drives.
- One-, two- and three-drive systems immediately available.
- Systems include Percom PATCH PAK #1™, on disk, at no extra charge. PATCH PAK #1™ de-glitches and upgrades TRSDOS\* for 40- and 77-track operation.
- TFD-100™ drives accommodate "flippy disks." Store 205K bytes per mini-disk.
- Low prices. A single-drive TFD-100™ costs just \$399. Price includes PATCH PAK #1™ disk.
- Enclosures are finished in system-compatible "Tandy-silver" enamel.

Whether you need a single, 40-track TFD-100™ add-on or a three-drive add-on with 77-track TFD-200™s, you get more data storage for less money from Percom.

Our TFD-100™ drive, for example, lets you store 102.4K bytes of data on one side of a disk — compared to 80K bytes on a TRS-80\* mini-disk drive — and 102.4K bytes on the other side, too. Something you can't do with a TRS-80\* drive. That's almost 205K bytes per mini-disk.

And the TFD-200™ drives provide 197K bytes of on-line storage per drive

— 197K, 394K and 591K bytes for one-, two and three-drive systems.

PATCH PAK #1™, our upgrade program for your TRSDOS\*, not only extends TRSDOS\* to accommodate 40- and 77-track drives, it enhances TRSDOS\* in other ways as well. PATCH PAK #1™ is supplied with each drive system at no additional charge.

The reason you get more for less from Percom is simple. Peripherals are not a sideline at Percom. Selling disk systems and other peripherals is our main business — the reason you get more engineering, more reliability and more back up support for less money.

In the Product Development Queue . . . a *printer interface* for using your TRS-80\* with any serial printer, and . . . the *Electric Crayon*™ to map your computer memory onto your color TV screen — for games, animated shows, business displays, graphs, etc. Coming PDQ!

™ TFD-100, TFD-200, PATCH PAK and Electric Crayon are trademarks of PERCOM DATA COMPANY.

\*TRS-80 and TRSDOS are trademarks of Tandy Corporation and Radio Shack which have no relationship to PERCOM DATA COMPANY.

# PERCOM

PERCOM DATA COMPANY, INC.  
211 N. KIRBY • GARLAND, TX. • 75042

To order add-on mini-disk storage for your TRS-80\*, or request additional literature, call Percom's toll-free number: 1-800-527-1592. For detailed Technical Information call (214) 272-3421.

Orders may be paid by check or money order, or charged to Visa or Master Charge credit accounts. Texas residents must add 5% sales tax.

**Percom 'peripherals for personal computing'**



## The easiest, least expensive way to generate spectacular multi-color graphics, sharp two-color alphanumerics: Your computer, a color tv set and the Percom Electric Crayon™.

Add the Electric Crayon™ to your system and your keyboard becomes a palette, the tv screen your medium.

You dab and stroke using one-key commands to create dazzling full-color drawings, eye-catching charts and diagrams.

Or you run any of innumerable programs. Your own BASIC language programs that generate dynamic pyrotechnic images, laugh-provoking animations.

From a combined alphanumeric-semi-graphics mode to a high resolution 256- by 192-element full graphics mode, the microprocessor-controlled Electric Crayon™ is capable of generating 10 distinctly different display modes.

Colors are brilliant and true, and up to eight are available depending on the mode.

As shipped, the Electric Crayon™ interfaces a TRS-80\* computer. It may be easily

adapted for interfacing to any computer or to an ordinary parallel ASCII keyboard.

### But that's not all

The Electric Crayon is not just a color graphics generator/controller.

It is also a complete self-contained control computer. With built-in provision for 1K-byte of on-board program RAM, an EPROM chip for extending EGOS™, its on-board ROM graphics OS, and a dual bidirectional eight-bit port — over and above the computer/keyboard port — for peripherals. The applications are endless.

Shipped with EGOS™, 1K-byte of display memory and a comprehensive user's manual that includes an assembly language listing of EGOS™ and listings of BASIC demo programs, the Electric Crayon™ costs only \$249.95.

### Options include:

- LEVEL II BASIC color graphics programs on minidiskette: \$17.95.
- A 34-conductor ribbon cable to interconnect the Electric Crayon™ to a TRS-80\*: \$24.95.
- RAM chips for adding refresh memory for higher density graphics modes: \$29.95 per K-byte.
- Electric Crayon™ Sketchpad, a sketching grid of proportioned picture elements (pixels) in a tv aspect ratio. For 128 x 192 or 256 x 192 graphics modes. 11-inch by 17-inch, 25-sheet pads: \$3.95 per pad.

**SYSTEM REQUIREMENTS:** the video circuitry of the Electric Crayon™ provides direct drive input to a video monitor or modified tv set. An internal up-modulator for rf antenna input may be constructed by adding inexpensive components to the existing video circuitry.

Prices and specifications subject to change without notice.



PERCOM DATA COMPANY, INC.  
211 N. KIRBY GARLAND, TEXAS 75042  
(214) 272-3421

✓ 258

™ = trademark of Percom Data Company, Inc.

\* = trademark of Tandy Radio Shack Corporation which has no relationship to Percom Data Company

Get into computer color graphics the easy, low-cost way with a Percom Electric Crayon™. Available at Percom dealers nationwide. Call toll-free, **1-800-527-1592**, for the address of your nearest dealer, or to order direct if there is no Percom dealer in your area.

# SPECIAL DELIVERY with EXTRACT

A 100% Machine Language Word Processor

TRS-80® + Electric Pencil® or Radio Shack's Scripsit®

We can't stop improving and expanding the capabilities of your TRS-80®! By using SPECIAL DELIVERY with EXTRACT and either Electric Pencil® or Radio Shack's Scripsit® you can get even more out of your computer. From just one program, you will get all this:

**MAILFORM:** Create MAILFILE: The ONLY complete name and address list entry/editor program written in machine language. Instant search on any field, complete cursor control, just fill in the form!

**MAILRITE:** Print letters written with either the Electric Pencil® or Radio Shack's Scripsit® inserting information from a MAILFILE into the letter for personalizing and addressing. You can send a personalized letter to one person then a different personalized letter to a second person with true typist quality from your fine printer. Features: Indents, Underscore, Bold Type, End of Page Stop,

Address Envelopes, unlimited insertion from address list and More!

**EXTRACT:** Take out information from MAILFORM, the machine language mailing list. Find the names you need by Zip Code, Street Address, Gender, Age or any other way!

**SORT:** In-Memory sort on an entire address list using any field as the key. This program can sort an entire list in a matter of seconds!

**LABEL:** Prints labels from MAILFILE.

**CONVERT:** Make MAILFILE from RS mail list.

SPECIAL DELIVERY will run on your TRS-80® with TRSDOS®, NEWDOS® or any other TRS®-like DOS.

If you bought SPECIAL DELIVERY from us, send us the disk and we will update it to include EXTRACT for \$25. If you haven't already taken advantage of our SPECIAL DELIVERY program, we'll send you the complete program including EXTRACT for just \$125 (Disk). We can also send you the Electric Pencil® on Disk for \$150.



Software Etc. . . .  
1839 Chamberlain Drive ✓42  
Carrollton, Texas 75007.  
Phone Orders: (214) 492-0515

Demand a Demonstration from your local Dealer or write for a brochure of our complete line of fine software.

## APPLICATION

- 62 **Carpool.** Getting to work in a squeeze. *Walter McCahan.*  
 128 **Model Conversion.** Up or down, feet or inches. *Tom Blackburn.*

## GENERAL

- 36 **Languages.** Parlez-vous Fortran? *Jim Perry.*  
 44 **Tiny Compiler.** A very basic compiler. *David Bohlke.*  
 46 **PUT-N.** A language proposal. *William O'Brien.*  
 50 **BASIC Word Processor.** Write it yourself? *Delmer Hinrichs.*  
 78 **Business Programming.** Operator proof operation. *Wes Clarke.*  
 107 **An Owner's Tale.** Why did you buy one? *John Dilbeck.*  
 110 **Computer Bulletin Boards.** Yellow page 80's. *Jim Cambron.*

## HARDWARE

- 70 **Homebrew Memory.** It can be done. *Richard Ragucci.*  
 74 **Destick Your Relay.** Preventive measures. *Herman Lukoff.*  
 84 **CLOAD Micrometer.** Analog input output! *Bertram Thiel.*

## REVIEWS

- 38 **Pascal I & II.** Tiny alternatives. *Fred Monsour.*  
 56 **Pencil Vs Scripsit.** The champ gets beaten! *Jim Perry.*  
 58 **Level III.** Extra commands for BASIC. *Ronald Bobo.*  
 82 **Disk Alternatives.** Cheap, fast and reliable. *Harley Dyk.*

## STYLE

- 94 **Free Format Search.** Order from chaos. *Henry Riekers.*  
 142 **Fractional Input.** No half measures? *David Cecil.*

## UTILITY

- 76 **Babyroot.** Root out the bad chips. *Dennis Kitsz.*  
 86 **CLOAD Monitor.** A graphic CLOAD aid. *Norman Whaland.*  
 96 **Backup/Display.** Clone your originals. *Craig Lindley.*  
 114 **FastDOS.** Speed up your DOS. *Maynard Neyer.*  
 116 **Etch-A-Screen.** Design better layouts. *James Shrum.*  
 126 **Progdata.** An editor for hybrids. *Steve Kelly.*  
 130 **Super Sound.** Beep, boop, ba boobla! *David Morr.*  
 134 **Cut & Splice BASIC.** Patchwork Programming. *R. B. Nottingham.*  
 136 **LPVIDEO.** Turn your screen into ink. *David Powers.*  
 144 **Memory Dump.** PEEK about in memory. *Allan Joffe.*  
 152 **Screenprint.** Three-finger hardcopy. *Louise Frankenberg.*

## REGULARS

- |   |   |
|---|---|
| 8 <b>80 Remarks.</b> <i>Wayne Green.</i>                | 22 <b>80 Applications.</b> <i>Dennis Kitsz.</i> |
| 8 <b>Edit 80.</b> <i>Jim Perry.</i>                     | 24 <b>Captain 80.</b> <i>Bob Liddil.</i>        |
| 9 <b>Unlimited 80's.</b> <i>Sherry Smythe.</i>          | 26 <b>Input.</b> <i>Drop us a line!</i>         |
| 10 <b>80 Accountant.</b> <i>Michael Tannenbaum.</i>     | 32 <b>NEWS.</b> <i>Nancy Robertson.</i>         |
| 12 <b>Reviews.</b> <i>Chris Brown.</i>                  | 162 <b>Preview.</b> <i>Next month in 80.</i>    |
| 16 <b>The Assembly Line.</b> <i>William Barden, Jr.</i> | 162 <b>Advertisers Index.</b>                   |

Cover: TRS-80 Disk & Other Mysteries author Harvard Pennington.  
 Photo by Jim Perry.

**Editor/Publisher**  
 Wayne Green  
**Assistant Editor/Publisher**  
 Jeff DeTray  
**Managing Editor**  
 Jim Perry  
**Production Editor**  
 Michael Comendul  
**Editorial Assistants**  
 Emily Gibbs  
 Thomas Peabody  
 Nancy Robertson  
**Review Editor**  
 Chris Brown  
**Production Manager**  
 Noel Self  
**Assistant Production Manager**  
 Robin Sloan  
**Production**  
 Steve Baldwin  
 James Butler  
 Bob Drew  
 Bruce Hedin  
 Kenneth Jackson  
 Clare McCarthy  
 Michael Murphy  
 Dion Owens  
 Patrice Scribner  
 Sue Symonds  
 John White  
**Typesetting**  
 Barbara Latti  
 Sara Bedell  
 Mary Kinzel  
 Karen Podzycki  
**Photography**  
 Bill Heydolph  
 Tedd Cluff  
 Terrie Anderson  
 Reese Fowler  
**Executive Vice President**  
 Sherry Smythe  
**Corporate Controller**  
 Alan Thulander  
**Administrative Assistant**  
 Leatrice O'Neil  
**Accounting Manager**  
 Knud Keller  
**Circulation Manager**  
 Debra Boudrieau  
**Circulation**  
 Barbara Block  
 Pauline Johnstone  
**Bulk Sales Manager**  
 Ginny Boudrieau  
**European Marketing**  
 Reinhard Nedela  
**Advertising Manager**  
 Aline Coutu  
 Advertising  
 603-924-7138  
 Kevin Rushako  
 Penny Brooks  
 Nancy Ciampa  
 Marcia Stone  
 Jerry Merrifield  
 Louise Holdsworth  
 Harold Stephens  
 Phoebe Taylor  
 Rita Rivard

Manuscripts are welcome at 80 Microcomputing, we will consider publication of any TRS-80 oriented material. Guidelines for budding authors are available, please send a self-addressed envelope and ask for "How to Write for 80 Microcomputing." All material to be published will be paid for upon acceptance by the Editor. Address all submissions for the attention of the Managing Editor. Entire contents copyright 1980 by 1001001 Inc. No part of this publication may be reprinted, or reproduced by any means, without prior written permission from the publisher. All programs are published for personal use only, and may not be reproduced for others. All rights reserved.

80 Microcomputing (ISSN # applied for) is published monthly by 1001001 Inc., Pine Street, Peterborough, NH 03458. Application to mail second class postage rate is pending at Peterborough, NH 03458 and at additional mailing offices. Phone: 603-924-3873/4. Subscription rates in the U.S. are \$15 for one year and \$40 for three years. In Canada \$17 for one year and \$46 for three years. In Europe please contact Monika Nedela, Markstr. 3, D-7778, Markdorf, W. Germany. In South Africa contact 80 Microcomputing, P.O. Box 782815, Sandton, S. Africa 2146. All other foreign subscriptions \$20 (one year only) surface mail. All U.S. subscription correspondence should be addressed to 80 Microcomputing, Subscription Department, P.O. Box 981, Farmingdale, NY 11737. Please include your address label with any correspondence. Postmaster: Send form #3579 to 80 Microcomputing, Subscription Services, P.O. Box 981, Farmingdale, NY 11737.

# META TECHNOLOGIES

## Fellow TRS-80 User:

I'd like to thank you for your interest in our products, and, as our president, Bob Fiorelli, promised in our March ad, tell you something about MTC Product Engineering. The term "Engineering" may be misleading. A product offered for sale may involve research and development, design, implementation, test marketing, follow-up evaluation, re-engineering, secondary distribution and exhaustive testing. A number of issues and factors are involved in our product selection and engineering:

- The product should address the needs of a broad class of users.
- The product should free the user from as many non-essential or redundant tasks as possible, so he can spend his time being creative.
- The product should solve technical problems that most users would have difficulty solving themselves.
- Groups of compatible products should exist, so that the effectiveness of each one is multiplied when used with the others.
- The product should be "human-engineered" so that people can understand and use it, without wading through stacks of documentation (many people won't read it anyway).
- The product should provide continuing benefit and lasting value.

Take, for example, our programming tools. The same tools we offer for sale are used in our own development efforts. The SUPERSEDE program is in constant use here at MTC. SUPERSEDE is a good example of a product that is simple in concept, easy to use, and extremely effective in operation, especially when combined with other "programming tool" products.


Another product that embodies many of our philosophies is AIDS-II. This product provides users with an information management system that is simple to understand and use, and yet so powerful and effective that some customers are using it to virtually run their businesses within a week of its purchase. It provides continuing benefit to many diverse users, solutions to difficult technical problems, and compatible products (CALCS, MAILS, REFORGE, MINGLE) are available to multiply its effectiveness. As for human engineering, about 60% of the core of AIDS-II is devoted to making the system as simple and consistent as possible, while providing extremely flexible and powerful data management functions. Information management systems present some of the most demanding technical challenges and MTC excels in this area.

Many users need good sources of educational materials and technical/reference information. We have obtained or created several products to fill these needs, specifically H. C. Pennington's "TRS-80 Disk & Other Mysteries", REMSOFT's REMASSEM-1, and the MTC Technical Bulletin Service, with more to come. The MTC Technical Bulletins are intended for programmers. Their content is not merely comments on or a preview of Radio Shack publications.

Finally, I'd like to clear up some questions regarding diskettes. We sell Verbatim because they have the most widely recognized product and a deservedly fine reputation. Our diskettes are EXACTLY the same as available elsewhere at up to twice the price. Of the tens of thousands of diskettes we have sold nationally, less than one-tenth of one percent have been returned for any reason! We don't make our living selling diskettes. We sell them at our low prices to get your attention. Don't forget, a customer-appreciation month is planned in 1980 (we're not saying when). For one month, and one month only, we will sell a box of diskettes for \$19.80. Sorry, one box per customer.

We at MTC look forward to providing you with the quality products and service you deserve and should expect. If we offered you anything less, we wouldn't be Meta Technologies Corporation.

Sincerely,



Alan R. Becker  
Product Engineering

TRS-80 and Radio Shack are registered trademarks of Tandy Corp.

## mTc-SHIRTS

HIGH-QUALITY, POLY-COTTON BLEND T-SHIRTS. White with Navy Blue neck and sleeve "rings". MTC logo on sleeve. Top quality transfers of your choice on front.

Specify size (S,M,L,XL) and Transfer:

- META TECHNOLOGIES MAKES EVERY BYTE COUNT!
- DON'T TOUCH MY BITS!
- RAM IT!
- MICRO LOVERS TAKE SMALLER BYTES!

mTc-SHIRTS.....\$5.95

FILESORT.....\$29.95  
For Model II.....\$49.95

Sort ASCII files by any combination of user-specified fields; ascending or descending, numeric or non-numeric keys. Optionally retains original file.

MAILSORT(Model I).....\$19.95

MAILSORT replaces existing sort in Radio Shack Disk Mailing List® system. Sort by any combination of fields, such as NAME, within CITY, within STATE. Hi-speed in-memory routine sorts 300 records in approximately 60 seconds. Minimum 32K recommended.

## MTC AIDS-II

Ailing information? Doctor it up with AIDS-II. This Automated Information Directory System is user-defined, features user-specified fields and print/display formats, conditional record selection, updating of fields within records, sorting by any combination of fields, and much more! Unique "windowing" capability allows directories of unlimited size. Window size is typically 200 or more records in 32K. Can be used for mailing lists, client reference reporting, appointment "calendars", inventory records and other information systems. Easy to use. Defining a system takes about a minute. Formatting a report or defining a custom label, less than 30 seconds. Sorting 200 records takes less than 5 seconds. Add "subsystems" for additional capabilities.

MTC AIDS-II.....\$49.95  
For Model II.....\$79.95

## CALCULATION SUBSYSTEM (CALCS)

Use for report generation involving basic manipulation of numeric data, such as quantity & cost computations, balances carried forward and columnar totals. Expands capabilities with respect to inventory, accounting and other numeric-based information systems.

MTC CALCS.....\$24.95  
For Model II.....\$39.95

## MAILING/INFORMATION LIST SUBSYSTEM (MAILS)

Use for report & label generation involving formatting of primarily non-numeric data, such as custom, "N-up" and "N-copy" label forms, index-type report formatting, and sub-fielding capabilities for selection & print. Expands AIDS-II with respect to client/product reference systems, mailing lists and other non-numeric information systems.

MTC MAILS.....\$24.95  
For Model II.....\$39.95

## RECORD/FILE ORGANIZATION EXECUTIVE (REFORGE)

Use for expanding, contracting or reformatting AIDS-II files. Convert random & sequential files to AIDS-II format. Use for converting mailing lists to AIDS-II. Includes MERGE & PURGE capabilities for combining smaller files into larger ones and removing duplicate records.

MTC REFORGE.....\$24.95  
For Model II.....\$39.95

PEEK&POKE.....\$14.95

Frustrated because PEEK and POKE have been removed from Model II BASIC? Satisfy your curiosity with PEEK&POKE from MTC. Included are 8-bit and 16-bit (LSB, MSB) self-relocating machine language routines, instructions, and demo program.

Transfer PROGRAMS and DATA from MODEL I to MODEL II

## TRAN-SEND

\$49<sup>95</sup> by MTC

Requires MODEL II and MODEL I with disk & RS-232. Simple to use, not a kit - nothing else to buy. Complete with custom cable, 5 1/4" & 8" floppies, instructions. May be used over phone lines. Custom Cable only.....\$19.95

Suitable for use with Radio Shack® transfer program(CT 0131)

# MAKES EVERY BYTE COUNT

IN YOUR TRS-80® MODEL I OR MODEL II DISK SYSTEM

## PROGRAMMING TOOLS

Buy 4, get 1 **FREE**  
Any 5, \$79.80  
For Model II ..... \$119.80

### ★ NEW ★

**TDAM** ..... \$19.95  
For Model II ..... \$29.95

Having trouble with RANDOM FILES? With MTC's Table-Driven Access Method (TDAM) you'll never fret over FIELDing again. No knowledge of random access files is required. Insert the TDAM "interpreter" into any BASIC program and type in a few DATA statements describing the information in your files. TDAM does the rest! Reads and writes fields and records of any type (even compresses a DATE field into 3 bytes!). Features automatic file buffer allocation/deallocation, memory buffering, sub-record blocking/deblocking, and handles up to 255 fields per record. Super fast and super simple! Complete with TDAM interpreter, instructions and demo program.

### ★ NEW ★

**SIFTER** ..... \$19.95  
For Model II ..... \$29.95

Twelve in-memory high-speed sorts for use in any BASIC program: stable, non-stable, with/without tags, for numeric or string data. Random File Sort included. Some sorts written in machine code. Includes sort subroutines, demo programs and instructions. Relocate as needed with REBUILD.

**SHRINK** ..... \$19.95  
For Model II ..... \$29.95

Makes Every Byte Count! Make programs smaller and faster! Combines lines & removes unnecessary code including remarks, without altering program operation. Typically reduces program size 25% to 40%.

**DIVERGE** ..... \$19.95  
For Model II ..... \$29.95

Compares two BASIC program files, showing the differences between them. Identifies & lists lines which have been inserted, deleted, & replaced. Use for version control.

**REBUILD** ..... \$19.95  
For Model II ..... \$29.95

Reorganize programs for adding program code, faster execution, readability. Much more than simple renumbering. Rearrange groups of statements within a program - automatically updates references to line numbers. Use with SUPERSEDE and MINGLE for maximum effect.

**SUPERSEDE** ..... \$19.95  
For Model II ..... \$29.95

A "must have" for the professional programmer or the serious amateur. Probably one of the greatest time-savers available. Write programs in shorthand - change variable names - generate program documentation - use with REBUILD and MINGLE to build new programs from old ones.

**MINGLE** ..... \$19.95  
For Model II ..... \$29.95

Merge two files (Program or Data) into a single file. Data files may be merged in ascending or descending sequence with the ordering based on a user-specified comparison field. A very handy utility for consolidating data files.

Single sided, Single density, Soft-sectored

## DISKETTES

Verbatim 5¼-inch

**\$24<sup>95</sup>** Box of 10

Hard-sectored (10-hole), Box of 10 ..... \$26.95  
8-inch FLOPPIES

Single-density, Box of 10 ..... \$29.95  
Double-density, Box of 10 ..... \$39.95

### PLASTIC LIBRARY CASES

5¼-inch or 8-inch diskette case ..... \$3.25  
5¼-inch or 8-inch diskette case  
(when purchased with each Box of 10) ... \$3.00

FACTORY FRESH, ABSOLUTELY FIRST QUALITY  
Minimum order 1 box, NO order limit!

Complete for Model I with all utilities  
Plus exclusive MTC QUE card!

**NEWDOS + II**  
**\$99<sup>95</sup>** by Apparat  
and MTC

40 TRACK VERSION ..... \$109.95

includes REF., RENUM., SUPERZAP,  
EDITOR/ASSEMB., DISASSEMB., DIRCHECK, and  
more! This is the original NEWDOS with all of Apparat's utility programs, plus any 2 MTC PROGRAMMING TOOLS (for Model I), of your choice. Includes exclusive MTC QUE (Quick User Education) card.

## MTC TECH B.S.

Our exclusive Technical Bulletin Service reveals the inside story on the TRS-80® I & II. Sent by first class mail, bulletins are issued as the news breaks, not just once a month. Expensive, but worth it! No advertising or flyers, just pure Technical B.S.! Cancel any time - unused balance refunded. Free year-end subject index with 12-month subscription. Subjects have included "PEEK&POKE functions for Model II", "Machine Language Sort for String Arrays", "Tandy Marketing Plans", and "Level II Memory Locations". Subscriptions may be back-dated to obtain previous Bulletins.

1-Year Subscription  
(Includes free index) ..... \$36.00  
Monthly Subscription ..... \$3.00/mo.

## Let your TRS-80® Teach You ASSEMBLY LANGUAGE

REMSOFT's unique package, "INTRODUCTION TO TRS-80® ASSEMBLY PROGRAMMING" includes ten 45-minute lessons on audio cassettes, a display program for each lesson providing illustration & reinforcement, and a text book on TRS-80® Assembly Language Programming. Includes useful routines to access keyboard, video, printer and ROM. Requires 16K - Level II, Model I.

REMASSEM-1 ..... \$69.95

The perfect supplement for your  
NEWDOS +, from IJG, Inc.

## "TRS-80 DISK AND OTHER MYSTERIES"

by Harvard C. Pennington

132 pages written in PLAIN ENGLISH packed with HOW TO information with details, examples and in-depth explanations. Recover lost files and directories, remove file protection, make BASIC programs unlistable. How to use SUPERZAP, recover from DOS errors and MORE!

TRS-80 DISK ..... \$19.95

All products  
guaranteed for  
replacement only.  
Prices, Specifications &  
Offerings subject to  
change without notice.

**MOST ORDERS  
SHIPPED  
WITHIN ONE  
BUSINESS DAY**

**QUANTITY  
DISCOUNT  
INQUIRIES  
INVITED**

**WE ACCEPT**  
• VISA  
• MASTER CHARGE  
• CHECKS  
• MONEY ORDERS  
• C.O.D.

• Add \$2.50 for  
shipping &  
handling  
• \$2.00 EXTRA  
for C.O.D.  
• Ohio residents  
add 5½% sales tax.



TO ORDER CALL TOLL FREE  
**1-800-321-3552**  
IN OHIO call (216)289-7500 (COLLECT)

**META TECHNOLOGIES CORPORATION**

26111 Brush Avenue, Euclid, Ohio 44132



800325  
© TM TANDY CORP.

# 80 REMARKS

by Wayne Green

*A nerve wracking  
two or three months  
pass with little more  
being heard.*

**T**he problem of computer program theft is complex. One of the questions, which seems to have no answer is magnitude of program theft. So far, despite a repeated offer of \$10,000 reward, no one has yet turned in a prosecutable case of an Instant Software program that has been stolen.

## Months of Work

Let's suppose you have spent a few months writing a program and getting the bugs out of it. You submit the program to a publisher and hope for the best. In a few weeks you get word that your program is being actively considered for publication.

A nerve-wracking two or three months pass with little more being heard. Have they shelved your hard work? Did it fall between the cracks?

Eventually a big envelope comes in the mail. Your program is alive and well, but comments from associate editors have suggested several changes. One has added nearly two hundred lines of coding to make the program more fool-proof and another has changed two of your subroutines to speed operator interaction and sorting.

You get to work again, updating the program and finally submit a finished version to the publisher. A few more weeks elapse and proofs for the documentation arrive. A test master copy of the program dump arrives, and the project is becoming a reality.

You have perhaps several thousands of dollars in time invested and so has the publisher, so you're anxious to see the package in the stores and royalties coming in.

A couple of weeks later you attend the local TRS-80 club meeting. When you arrive several fellows are running their systems and you try a new game. Just to your left you hear something which makes it plain that someone is running your program! Wow! They are obviously enjoying it and calling more fellows around to see it. Then, they start pulling cassettes out of their pockets to run off copies.

One way to make this sort of theft difficult is to build obstacles into the programs that prevent them from being easily copied. No system will defeat a determined hobbyist from making a workable copy, but there are some which make it darned hard. This approach cuts the losses to programmers somewhat, and the work involved in committing the theft makes it clear that hobbyists really are hurting someone seriously when they rip off program copies.

## Easy Copies

Instant Software programs are relatively easy to copy, but there is a reason for this. I feel that users should be able to make a backup

copy of the original in case something goes wrong—like pushing the record button, instead of play, in the heat of excitement. I also like to access a listing to make changes in a program. One of the things you lose when you protect programs is the ability to list it.

I am not naive enough to think that hobbyists won't steal programs now and then. I was hoping that a \$10,000 reward might act as an incentive to report a theft that led to a conviction. And, if someone were convicted, that might act as a deterrent. But my offer won't do any good unless someone walks off with \$10,000 in his hands—and someone else is convicted of program theft, which is a felony.

The law in this field is new. There are few precedents. I am convinced that program publishing is similar enough to book, magazine and music publishing that it is prosecutable.

## EDIT 80

by Jim Perry

**Y**ou can please some of the readers all of the time, all of the readers some of the time, but you can't please all of the readers all of the time.

It seems that 80 has displeased some readers in high places by printing the extracts from Harv Pennington's book *TRS-80 Disk & Other Mysteries* (February 80). According to Radio Shack, no mention was made of the existence of their TRSDOS 2.3.

Suffice it to say that TRSDOS 2.3 was only a rumor when the book was written and had not yet been released when the article was prepared. As a result of this article, Radio Shack has canceled their advertising contract with 80.

By way of rebuttal I would like to extract a portion of the introduction from Harv's excellent book. It sums up my feelings, beautifully.

*On the whole the TRS-80 is a pretty neat machine. In fact, I love my TRS-80. Just a few short years ago, a computer with the power and capability of the TRS-80 would have cost several hundreds of thousands of dollars, required an air conditioned room of considerable proportions and a staff to operate it. Certainly, the Tandy Corporation deserves all the credit possible for the development, production and distribution of this magic machine. Tandy Cor-*

*It is a shame that some hobbyist will have to suffer the trauma of a jail sentence or fine for the benefit of this new industry, but someone may have to do it before program theft will be taken seriously.*

The courts are rather protective of copyrights, so I'm anxious to get a few clearcut cases of program copying. The end result could be a real shot in the arm for the computer programmers, who are the biggest losers in program theft.

## Inhibit Growth

Since the growth of the microcomputer business hinges on the availability of good software, unless something is done to eliminate program theft, the field's growth will slow. This benefits no one. A slow growth rate will

*Continue to next page*

*poration, I SALUTE YOU!*

*Like all large corporations, the Tandy Corporation, seems to have continued success in spite of itself. The initial success of the TRS-80 was, I suspect, beyond the wildest dreams of anybody at Tandy. Since there was no way to measure their success against a similar product, at a similar price and with similar distribution, who is to say how successful they really were. It is my contention that they were only about fifty to sixty percent as successful as they could have been!*

*Very quickly, as a result, an attitude of "don't-tell-us, we'll-tell-you" developed. The general quality of follow-on support, development and software was abysmal. Information about the workings of the system was (and is) a carefully and jealously guarded secret. It's as if "WE," the users, "couldn't possibly know a damn thing or figure it out" and only the High Priests of Fort Worth, when they deem it propitious, will tell us what we need to know.*

*So, if I tend to excoriate (a fancy word meaning, "give 'em hell") the Tandy Corporation (Radio Shack), it is only because I would like to see them turn around their damn superior attitude and realize that the thousands of you out there are doing more than you are being given credit for and should be listened to. Instead of "THEM" telling you; "YOU" tell them. ■*

inhibit good hardware production. Stores will be limited, and people will stop writing programs.

My suggestion is that computer stores, including Radio Shack, keep a very close watch on demonstration systems and make sure that youngsters are not left free to dump copies of demo software onto their tapes or disks. Make sure that customers buying systems pay for each and every program taken.

Clubs should set a fixed rule regarding software: No copying at club meetings.

Copyright suits can be very expensive for violators. One of the big map companies makes several hundred-thousand dollars a year in judgements when people and firms make copies of their maps without realizing those maps are copyrighted. Many a club newsletter has taken a photocopy of a gasoline company road map and indicated the site of a meeting only to have the members sued en mass and individually by the map company.

I am quite serious about the \$10,000 Instant Software, Inc. is offering and am anxious to pay it. As I write in the ISI booklets, when your best friend asks you to run off a copy of an ISI program you have to be damned sure that he wants the program more than the \$10,000.

All of us want the same end result, a healthy, rapidly growing microcomputer industry. I've set the prices for Instant Software as low as possible to discourage ripoffs. But low prices are only possible with massive sales.

A programmer has to make several thousand dollars in royalties if he is going to continue to write more programs. I've set the standard for the field at 20 percent royalty: very high. I did that because I wanted to make program writing so profitable that we have a good supply of top-notch programs. This will be best for the industry, for programmers even program publishers, in the long run.

I'm open to any ideas, suggestions or arguments on this subject, but this should keep things going for a while.

#### 80 Expo

Acting on an ad in a Boston paper, I drove down to see what Radio Shack was doing with their "TRS-80 Expo" at the Park Plaza Hotel. I found quite a crowd gathered in the grand ballroom.

The Radio Shack dealers were there in force with TRS-80 systems in special rooms showing specific programs, plus another 32 systems set up in the main ballroom. They were putting on shows every couple of hours for businessmen. The show started with a film introducing the TRS-80 and Radio Shack, then it went into demonstrations of the software which has so far been completed for the Model II. Most of the demo units were Model II systems.

I talked with some of the Radio Shack people.

The show was well done, and Radio Shack was taking orders at a pretty good clip as a result. A friend of mine accompanied me to the show and after thinking it over for a couple of days, ordered a 64K Model II with which he hopes to run his mailing list. ■

*Robert Epstein,  
a Harvard  
doctoral  
candidate,  
using a TRS-80  
in his research*



Photo by Reese Fowler

## UNLIMITED 80's

by Sherry Smythe

Looking for an unusual application of the TRS-80, took me to the world-renowned laboratory of Dr. B. F. Skinner of the Department of Psychology and Social Relations at prestigious Harvard University in Cambridge, MA. His lab is composed of offices, rooms with caged animals, minicomputer equipment and rooms containing racks of electronic relays whose wires run to a series of experimental chambers. Tucked away in what appears to be a large closet is a TRS-80 Level II with 32K RAM and an expansion interface wired to those same chambers.

Dr. Skinner is performing behavior modification experiments using pigeons, monitored by a TRS-80.

#### Monitored by Relays

Even at Harvard, grant money is tight. Robert Epstein, a doctoral candidate working with Skinner, needed some research done cheaply and quickly. He thought the TRS-80 was a logical alternative to expensive computer equipment for this sophisticated control application.

He is using interface equipment from Alpha Products Company and has added an 8-bit latching bi-directional port. By adding relays and a silent printer he monitors an experiment which can change 12 to 13 times per second.

Epstein's TRS-80 is running a special machine language program first published in *Behavior Research Methods and Instrumentation* that processes all information fed to it from the relays.

The purpose of Skinner's experiments is to discover how behavior is controlled. Within the

chambers—specially designed observation enclosures—his captive birds manipulate some specific devices by pecking, eating, drinking, etc.

Picture an orange crate made of acrylic that houses two pigeons, one on each side of a transparent partition. Each pigeon is visible to the other, but pigeon 1 is the only one that can see a light flash, randomly green, red, or yellow. When the light flashes, pigeon 1 must translate the color to a coded symbol, marked on the wall clearly visible to pigeon 2.

#### The Experiment

Let's say green color has an X for the symbol. When the green color flashes, pigeon 1 must peck the X from three symbols. Pigeon 2 then pecks a box labeled Thank You and automatically feeds pigeon 1.

Pigeon 2 must then recall the symbol that pigeon 1 pecked and translate it to the proper color, in this case green, which appears in random order with red and yellow. If he pecks correctly on his first try, pigeon 2 gets fed as well.

After watching a few experiments controlled by the TRS-80, Epstein explained that the DEC equipment and all the other minicomputers in the lab, costing many times the price of the TRS-80, were all dedicated machines, but could do nothing except their one program. His TRS-80, when it had completed its function, was a partner for backgammon. Quoting Epstein about the 80, "This is causing a revolution in lab research!"

If you know of any TRS-80 applications that might interest our readers, please drop me a line. ■

# 80 ACCOUNTANT

by Michael Tannenbaum C.P.A.

*The Model II  
operating system  
Version (1.2) seemed  
to work immediately.*

**A**t last the soul searching is over, I just received my new Model II. Compared to the painless way I slipped into ownership of the fully loaded Model I, the jolt was considerably greater. It's one thing to spend \$899 and another to cough up \$4,400.

Unfortunately, I realized that I had to spend \$1,100 or more for the additional drive to have a workable system. At least I avoided the start up problems associated with TRSDOS 1.0, 1.1, 2.0 and 2.1. The Model II operating system (version 1.2) seemed to work immediately.

## Compare Model II

I am sure that by this time almost every 80 fan has had an opportunity to compare the Model I to the Model II. Ownership, however, highlights some jarring differences. The first thing I noticed was the noise. The Model II has a very busy fan and a disk that runs constantly.

Another difference is the keyboard layout. Where Model I has 63 keys, the Model II has 76. Since the computer powers up in lowercase and the DOS requires uppercase, I had some difficulty entering commands. (Yes, I know it helps to read the manual.)

The next big surprise occurred when I called up BASIC. Compared to the Model I, BASIC takes considerable time to load in the Model II. Once loaded, the Model II executes an automatic "? MEM" and indicates the number of files requested. Surprise—unless you designate files, none will be allocated. There is no default as there is in the Model I.

After reading the manual, I found a BASIC calling sequence very similar to NEWDOS. Both the files and the memory reservation have to be specified when the BASIC interpreter program is requested.

I have an old Line Printer One. Because of the lack of motor cutoff, I got into the habit of leaving the printer off until it was required. For that reason, all of my programs PEEKed at the device control block to check the printer's status.

Since the Model II does not have the ability to PEEK or POKE memory locations, this method of testing printer readiness is not available. If the printer is not ready, you receive an I/O error message. When this occurs, you must execute a SYSTEM "FORMS" command. BASIC will temporarily transfer control to the DOS and you can alter or specify print parameters desired.

## Transfer Program

You should plan to keep your Model I for some time to transfer all that good software. Radio Shack has thoughtfully developed a Transfer program for the Model II and a Com-

DOS program for the Model I. With these programs, an RS232 board in the Model I and a special cable, it is possible to transfer disk files to the Model II.

Aside from some minor problems in the disk I/O routines, most of the programs that I have selected to transfer were converted without much difficulty. Because of this, I find it surprising that in so many instances there are such price differentials between Model I and Model II versions of a given program. Some programs are highly integrated into the Model I's architecture and will not function on a Model II without a significant revision.

The major problem I had with my new Model II (aside from PEEKs, POKes, and PRINTs) was careless programming on my part. I had gotten into the habit of leaving out the "THEN" in an "IF-THEN" statement. This syntax violation is not tolerated by the Model II. If I had been consistent with the error, I could have saved myself a lot of time. Unfortunately, sometimes I put it in and sometimes I left it out.

Backup may be another stumbling block. You cannot just duplicate a disk. Backup on the Model II is a two-step procedure. First you must "FORMAT" the blank diskette and then you may execute the "BACKUP" program. Better be patient. A backup procedure involving a 500K diskette is a much slower procedure than on the Model I. Even if you have two drives on your system it will take several minutes. If you have only one drive you may have to insert the backup copy and remove the source up to 10 times.

Enough teething problems. With the big disks and a full speed CPU of the Model II, accounting applications are a natural for almost any size business.

## Series One Accounting

A good example of this new wave application software is the Radio Shack, Accounts Receivable-Series One (Cat. #26-4554), developed by Retail Sciences, Inc., for the ill-fated Tandy 10.

Since it is designed for a one drive system, the capacity is somewhat limited. A maximum of 800 customer accounts are permitted. The system uses a single file for both the customer master records and transaction details. Since the file capacity is 1743 records, using the maximum number of customer accounts reduces the capacity of the system.

For example, if you have only 200 accounts, you will be able to accommodate up to 1543 open items or an average of a little over seven per account. For 800 accounts only 943 transactions are available, which is only a little over one open item per account. Since a typical ac-

count could have an invoice, a payment and a credit transaction posted to complete a sale, this is an unhealthy situation.

The designers of the system were aware of this problem. For that reason, they allow the user to specify either a balance-forward or open-item method for each account. This feature is rather unusual for receivables systems. Most require the same method for all accounts.

Another unusual feature is a provision for "automatic" billing. It allows you to specify an automatic amount to bill on a regular basis.

The package also includes an invoicing module. The module eliminates the need for a separate billing program and if utilized, can be very useful in reducing invoice preparation time.

The program has several automatic features which include extracting the billing address from the receivable files. This address can be designated as the "Ship to Address" or a separate "Ship to Address" can be specified if desired. Automatic selection of the date and "Net 30 days" terms are also provided. Additional features include automatic extensions, tax calculations and invoice totalling.

The invoicing module only provides input to the accounts receivable ledger. However, because the program documentation is excellent, modification should be possible to generate a data file which could be used for sales analysis or inventory maintenance purposes. This will require modification of the disk file structure supplied by the Shack, since the system disk has no room available for additional files. This lack of memory space is because of the file preallocation facility of TRSDOS which speeds up access to the records in the data file. Reducing file allocation to accommodate invoice details, detracts from the performance of the receivable system.

Because the system was originally intended for the two-drive Tandy 10, it is possible to separate the data and systems diskettes. If this is done, an invoice detail file can be created on the system's disk for subsequent analysis.

The package represents a significant improvement over the Radio Shack products reviewed to date. Not only is the user documentation excellent, but the program listings contain remarks which identify each subroutine. File descriptions, indicating variable assignments and field length, are also provided. This data makes modifying the system to fit individual needs considerably easier.

If the Accounts Receivable-Series One is representative of the Model II software that will be forthcoming, I should be very happy that I purchased the machine. ■

1. Outlasts every competitor—200,000,000 character head warranty
2. No duty cycle limitations—even in demanding business applications
3. Professional print quality—9 x 7 matrix
4. Rugged business use construction—metal chassis—two motors
5. 80 characters per second
6. Upper and lower case—full 96 character ASCII set
7. Double width characters
8. Connects directly to TRS-80™ APPLE® and other computers
9. Block graphics—64 shapes for charts, graphs, diagrams
10. Friction and pin feed
11. Plain paper—up to 3 parts
12. 6 and 8 lines per inch—program controlled paper savings
13. 80 and 132 columns—program controlled
14. Price—the best value in the industry. Call or write today for the name of your local Microline 80 dealer.



# 14 REASONS WHY TRS-80™ OWNERS CHOOSE THE MICROLINE 80

All fourteen are standard with every Microline 80. The only options are snap-on tractors and a buffered (up to 2000 characters) RS232 interface.

## OKIDATA 245

Okidata Corporation  
111 Gaither Drive, Mount Laurel, New Jersey 08054  
Telephone: 609-235-2600

TRS-80 is a registered trade mark of Radio Shack, a division of Tandy Corp.

# 80 REVIEWS

David Lien,  
author.

*With all these shortcomings, do I recommend the book? Yes, without hesitation.*




Photo by Jim Perry

**Learning Level II**  
**David A. Lien**  
**Compusoft Publishing**  
**San Diego, CA, 1979**  
**352 pages, softcover**  
**\$15.95**

by Everett Ogden

**D**avid Lien's *Learning Level II* is written for people who have mastered Level I as well as for people who have just bought a Level II machine and know nothing about computer programming.

Lien's book does not repeat the material in the Level I manual; instead it includes corrections and a double set of cut-and-paste pages to convert that manual to Level II. It covers the new capabilities of Level II in the style of the Level I manual.

The material is about the same as that in Radio Shack's Level II reference manual, but it's arranged for teaching, not reference. For limited reference use there is a single-page index.

The book doesn't cover everything. The DELETE command is omitted, as are RANDOM, STRING\$, CDBL, CINT and CSNG. Except for USR, the rest are covered to my satisfaction.

Lien rightly avoids discussion of machine language as much as possible, but I'd like more on communicating between machine language and BASIC for those who have some familiarity with both.

Particularly well covered are the editor (two chapters), PRINT USING (two chapters, including an exponential format my older manual mentions only in its statement summary), strings (six chapters and parts of others) and error messages (one page each).

## Real Complaint

My only real complaint about the book is the number of typographical errors in it. Most are in the text. These are obvious and won't cause any trouble. But many of the typos are in the programs or sample runs where they might confuse beginners.

I had planned to come down hard on typos in this review, but a few days after I got the book I received an errata sheet from Compusoft with over 40 corrections. It listed all the important errors I had caught and many more I'd missed.

There are some other problems as well. In the section on converting Level I tapes to Level II, Lien says that the lack of abbreviations in Level II will lengthen programs and may make individual lines too long. This is not true.

Each Level I abbreviation takes at least two

bytes. Its Level II counterpart is stored in one byte and is only spread out to the full word when listed on the screen or printer.

Also, since all Level I words are less than three times as long as their abbreviations, a converted line's listing would be less than three times as long as the original. Since Level I permits 70 characters per line, and Level II allows 255, there is ample space for conversion.

Later Lien suggests that the data conversion tape is so complicated that it's easier to write a Level I program to list the data on the screen, then write it down and re-enter it into your converted Level II program. Few people own both Level I-Level II systems, so it's not a very practical suggestion.

## Recommended Reading

With all these shortcomings, do I recommend the book? Yes, without hesitation. If you are upgrading from Level I, you will get your money's worth. If you are starting on Level II

**TRS-80 Micro Computer**  
**Technical Reference Handbook**  
**Radio Shack, 1978**  
**Fort Worth, Texas**  
**\$9.95**

by James R. Fatz

**H**ave you ever wondered exactly what was going on inside that sealed keyboard of your TRS-80? I certainly have!

The *TRS-80 Handbook* has put an end to my guessing. Written clearly and simply, anyone who has an understanding of hardware nomenclature will be able to keep pace with the book's technical data. Although the book is intended for a technical audience, it offers the inquisitive 80 owner information on testing and analyzing.

The book begins by displaying a dual page foldout of a system block diagram. This diagram puts the interactive circuits in perspective before the reader gets into a great amount of detail. The next page is a memory map of the Level I system identical to that contained in the Users Manual.

The first section, "Theory of Operation," contains descriptive paragraphs on: CPU Address Lines, CPU Data Bus, CPU Control Group, System RAM, Video Divider Chain, Video RAMs, Video Processing, Keyboard, I/O Ports, System Power Supply and Level II ROMs.

with no previous computer experience, this book is almost mandatory.

Make sure you get a copy of the errata sheet. This should be automatic if you buy direct from the publisher, which may be the only way you can buy it. I haven't seen Compusoft books in any store.

Lien is an excellent teacher and writer. What Compusoft needs now is an excellent proofreader. ■

All these sections contain a detailed analysis of exactly what occurs, pin by pin, in the appropriate circuitry during system operation. For example I was always mystified by the appearance of double-width characters on the screen. I discovered that this is normal when the system is placed in thirty-two character format.

The second section, "Adjustments and Troubleshooting," is technical but interesting. I was surprised to find that the intermittent problems that I was having, were most likely caused by a solder ball rolling around. I eliminated them by placing the keyboard unit on end and tapping it.

In the "Outside World" section a short outline is given on how to interface the TRS-80 with analog devices. A sample program shows how to control power to a coffeepot.

Although short, the description of the Expansion Port Edge Card pin connections is adequate and essential for "outside world" expansion.

A complete Parts Listing makes up the next section. Divided into item and function sections these listings include the card symbols, electrical descriptions and part numbers. (An invaluable aid to the do-it-yourselfer.)

The final section contains schematics for the entire system. These include a Level II BASIC schematic and a complete TRS-80 schematic on two six-page foldouts. One thing that I find particularly useful is an exact copy of circuit board layout, which, unfortunately, is not included in the users manual. ■

**Problem Solving and  
Structured Programming in BASIC**  
Elliot B. Koffman and Frank L. Friedman  
Addison-Wesley, 1979  
\$11.50

By Mikel Aickin

**I**ntertwined with a vacation last summer I spent some time combing bookstore shelves, in search of a book to make learning BASIC painless. My search revealed four general categories: those which assume that you are a moron, unable to find distal portions of your own anatomy; those ground out by the Fellowship of Dusty Textbook Writers; those which are terminology bound; and *Problem Solving and Structured Programming in BASIC* by Koffman and Friedman.

#### Very Readable

I put this book in a class by itself because that is where it belongs. An introduction to both computing and BASIC, it is a reference worth having on your shelf. It is also readable. I began by skimming the earlier sections, but before long I was reading intently.

**Pascal: An Introduction to  
Methodical Programming**  
by William Findlay and David Watt  
Computer Science Press  
Potomac, MD  
306 pages, paperback  
\$10.95

by Chris Brown  
80 Staff

**D**on't be misled by the title of this book. It is not strictly a Pascal handbook. The main purpose of the book is to teach the reader the techniques of methodical programming. The achievement of fluency in Pascal is actually a secondary objective.

What, you ask, is methodical programming? A good question. As far as I can tell, it is synonymous with logical programming. Because it is cross-cultural, this confusion in terms is the essential problem I had with the book.

#### The Common Tongue

That comment is not necessarily a condemnation, but it should be taken as a warning. The edition, intended for use in an elementary programming course, was authored by two gentlemen from Scotland. Messrs Findlay and Watt are lecturers in computing science at the University of Glasgow, and their approach to computing is more European than American. For instance, the authors make the assumption that Pascal is the *lingua franca* (the common tongue) of computing. This claim reveals the author's computing bias. In American computing, if a common tongue exists at all, it is probably BASIC.

Aside from furthering the annoying practice of including foreign buzzwords in English language texts, the book assumes the reader has no

First of all, the book is well printed. The text is sharp, the diagrams, figures and programs copious. Full and half-tone shading emphasize logical relationships. However, learning a computer language without a computer is rather like learning a foreign language with only a Berlitz record as a companion, that's why the book's graphic displays and examples are extremely important.

Each chapter follows the same format. After an introductory section establishes the purpose and general viewpoint, a small number of concepts and language structures are discussed in great detail. Each structure is shown enclosed in a box with its syntax and a precise description of its purpose.

A section of common programming errors—unbelievably helpful—a summary of the topics covered in the chapter, and some exercises (solutions are provided at the end of the book) round out the chapter.

#### A Collection of Dialects

Since BASIC is not so much a language as a collection of dialects, you may be wondering which BASIC is presented. There are two answers.

By treating the general operations that any

programming experience or mathematical expertise. However, most students of Pascal in this country will have already had some experience with computers. Starting from square one, may actually inhibit their progress.

And remember this book is intended for classroom use. The style is businesslike, but for readers who learn their programming at the School Of Hard Knocks rather than the local university, it may not be the most efficient format.

#### Non-essential Topics

The text is divided into six sections. Each contains chapters that include exercises (with answers). Topics that are not essential to understanding are marked and can be skipped on first reading.

This technique is symptomatic of the time constraints within which most college courses operate. However, if material is only tangential to the topic under discussion, why include it in the first place (especially in an introductory discussion).

The book does include five appendixes dealing with such Pascal idiosyncrasies as syntax diagrams, reserved words, predeclared entities, input and output, etc. These are most useful.

The book was produced by computer and as result the typeface and page layouts are rather primitive. Texts generated by computer are, in general, hard to read. While computers certainly have their place in our society, it is not yet in book production.

The \$10.95 price is reasonable in light of the outrageous sums routinely charged for limited edition, short lived college texts. The book's cost effectiveness for the independent hobbyist is another question. I think one can do better in an introductory Pascal edition than this Scottish college text. ■

BASIC is designed to perform, the authors show how BASIC works, regardless of whether your particular version differs in certain respects. The emphasized topics, top-down and structured programming, are language independent.

Secondly, the authors discuss three dialects: minimal BASIC; Dartmouth BASIC; and BASIC-PLUS (the Digital Equipment Corporation variety).

Although this leaves out some features available on personal computers (PEEK and POKE, for example) and includes some not found in small BASICs (functions and subroutines, for example), once you have read this book you will be more prepared to read your system manual.

I have a few complaints with some parts of the book. The IF-THEN and IF-THEN-ELSE statements, for example, are presented as identical in all three versions of BASIC, but, they are not. This is only minor.

With *Problem Solving* by Koffman and Friedman, my BASIC is becoming fluent. ■



**57 Practical Programs & Games in BASIC**  
Ken Tracton  
Radio Shack, 1978  
Catalog #62-2008  
\$3.95

by James R. Fatz

**F**inally! After so much time, the TRS-80 system that you saw in the store window is on your desk waiting to do something useful. You already found out that it is awfully expensive buying pre-programmed tapes. Now what?

You might try *57 Practical Programs & Games in BASIC*, but don't hope for much, even if it is from Radio Shack.

Although the book contains a wide variety of programs from Moments, Skewness and Kurtosis to Space Wars, many of the programs simply do not work. Whether this is due to program logic or misprintings the result is the same—frustration.

The errors contained in the programs range from the obvious, like a missing parenthesis, to very obscure ones such as reversed variables in assignment lines.

One good point is that the programs are flowcharted adequately. This can help you learn the relationship between program logic and flowcharting principles. It's too bad that more time was not spent proofreading than flowcharting.

So beware. There are many special interest programs in this book, but it may take some debugging to get them to work on the 80. ■

**BASIC-1P**

Richard H. Shubert  
Small Systems Software  
Newbury Park, CA  
\$19.95

by Fred Blechman

Many TRS-80 owners start out with a Level I machine, as I did, to learn programming and familiarize themselves with a microcomputer. However, even after buying so many Level I tapes and creating a number of Level I programs of my own, I couldn't resist the lure of Level II. After all, according to what I'd heard, a conversion tape supplied by Radio Shack with Level II would still allow me to use all my Level I programs.

So I converted to Level II, only to find that the conversion tape supplied only converted Level I BASIC tapes, not machine language. Furthermore, some programs required considerable changes before they'd RUN properly in Level II!


Finally, the conversion tape expanded al-

most all the Level I abbreviations, because Level II doesn't allow them, so my listings and printouts from my newly acquired printer were no longer in Level I abbreviated language! While this might not bother some people, it made it difficult for me to author articles on Level I programs without resorting to my typewriter for an abbreviated Level I listing.

**Enter BASIC-1P**

I tolerated this until recently, when Richard H. Shubert created his BASIC-1P tape from Small Systems Software. This program provides full TRS-80 Level I BASIC capability for Level II 16K (and up) and also adds two Level I commands, LLIST and LPRINT, so you can now list your programs and control your printer from Level I BASIC. Schubert's program contains two additional commands that even Level II BASIC doesn't have, LPRINTON and LPRINTOFF, that allow you to print characters displayed on the screen!

BASIC-1P is a machine language tape that loads into the top 4K of RAM with a SYS-



TEM command. If your machine has a 32 or 48K memory, BASIC-1P loads at the same location (decimal 28327) about 11K up from the bottom of RAM. This allows you 11264 bytes of usable RAM when in the Level I mode.

BASIC-1P is compatible with most any printer and includes driver software.

BASIC-1P documentation is excellent. The program executes automatically and asks you to select a printer interface option: RS-232-C, TRS 232, Centronics or no printer. Depending on which option you select, you are asked for a few simple inputs (line feeds required?, nulls required?, baud rate?) that are appropriate for your interface.

Now a READY appears on the screen, and the computer acts like a Level I 11K machine in almost all respects. In addition, you can LLIST the program in Level I "language" which even Level II can't do!

You can add LPRINT statements to your programs to have them appear on the printer, which Level I can't do. If you enter LPRINTON at the keyboard or in the program, all PRINT statements will appear on both the screen and printer until the computer encounters an LPRINTOFF command from either the keyboard, or in the program.

To return to Level II BASIC, type CMD"S". (Your Level I program will be lost.) The screen responds with MEMORY SIZE?. If you want to save BASIC-1P, type 28327 and ENTER. This leaves you with 11130 usable bytes of RAM in Level II. To return to BASIC-1P without reloading, type SYSTEM and press ENTER, followed by /28327 and ENTER.

BASIC-1P comes with disk instructions as well.

BASIC-1P is a marvelous, useful tape but it has a couple of limitations. Since it was designed as a resident interpreter in high RAM to act like a Level I BASIC ROM, it does not accommodate most Level I machine language programs. Some will load and run. If in doubt, CLOAD the tape and try.

Other Level I machine language programs will "freeze" the keyboard. If this happens, push the keyboard reset button (left rear of keyboard unit) and you'll find yourself back in BASIC-1P. The very worst is that the machine language tape will bomb-out BASIC-1P, and you'll be back in Level II with the MEMORY SIZE? prompt.

The other limitation is that Level I programs exceeding 11264 bytes do not fit into the memory available when BASIC-1P is resident. The entry point of BASIC-1P in RAM (decimal 28327) is not controlled by the user, but is programmed with the machine language. ■

**The Programmer's Book of Rules**

by George Ledin Jr. and Victor Ledin  
Lifetime Learning Publications  
Div. Wadsworth Publishing Company, Inc.  
Belmont, CA  
September, 1979. 256 pages  
\$7.95 Paperback

by Chris Brown  
80 Staff

English language writers and editors, wrestling with syntax, turn, in times of desperation, to a slim book of usage called *The Elements of Style*.

Written in 1918 by an odd little man named William Strunk, this book of rules states, in no uncertain terms, exactly what is and is not allowed when constructing the English language (according to Strunk). Called affectionately, "Strunk," by its users, the book has become legendary in composition classes and editorial offices.

**Composing Is Composing**

Since composing computer language is similar to composing human language, it is not surprising that *The Programmer's Book of Rules*, by George & Victor Ledin, is the computerese equivalent of Strunk's 1918 edition.

*The Programmer's Book of Rules* is a list of 272 programming do's and don'ts. Co-authors George and Victor Ledin are California-based educators. George Ledin is the head of the Department of Computer Science at the University of San Francisco. His brother, Victor, has taught computer programming at U.C. Berkeley, and for Intel in Santa Clara.

Despite their academic backgrounds, the authors have maintained a real-world outlook on programming as a sociological, not just technical, exercise. Their concern for client, as

well as programmer, is laudable.

The *Book of Rules* states simply and concisely what the authors feel is essential to the art/science of programming. In terms reminiscent of old William Strunk, the authors exhort the reader to "Make sure all variables have different names."

"Avoid multiple, unconditional, jumps," they write. "Code carefully . . . write a reference manual, . . . choose the right language for the job, . . . edit your program."

Some of these canons border the obvious, others, seem trivial, but the solid footing of the author's opinions is undeniable.

The layout of the book facilitates its use. Pairs of facing pages work together presenting rules of programming on the left, while right-hand pages provide examples and detailed discussion.

Each chapter contains a summary of reference material ranging from the academic (*Software Engineering—An Advanced Course*), to the esoteric (*SIGPLAN Notices*, vol. 9, no. 11). A bibliography and complete subject index are supplied, and the thoughtful inclusion of an Author Index further simplifies its organization.

**Shirt-Sleeve Reference**

The book is well-produced. In this day of quick and dirty computer books, it is encouraging to see a carefully prepared edition that sells for a fair and reasonable price.

*The Programmers Book of Rules* is a shirt-sleeve reference manual. Its appeal is universal and its authors pull no punches, mince no words in their presentation. If sound advice and definitive opinion is what you are looking for, you'll find it in *The Programmers Book of Rules*. And while your at it, pick up a copy of Strunk's book. You'll need it when you write your documentation. ■

**Maxi-Disk and Shuffleboard**  
**Parasitic Engineering**  
**Berkeley, CA**  
**Maxi-Disk: \$995**  
**Shuffleboard: \$249**

by Kevin Cohan

Two products now available from Parasitic Engineering, Berkeley, CA, add storage and CP/M capability to your 80.

Adding Parasitic's Maxi-Disk gives the TRS-80 owner full size floppy drives that more than triple your storage capacity per drive. Furthermore, installing Parasitic's Shuffleboard in a Maxi-Disk system converts your TRS-80 into a true Z-80 CP/M with access to either system through a simple command.

Using eight-inch floppies with a TRS-80 requires both hardware and software modifications. Parasitic's \$995 Maxi-Disk package has everything you'll need to make the alteration: one full-sized floppy drive, a small circuit board, an eight inch Maxi-DOS disk, containing patches to enable TRSDOS 2.1, 2.2, 2.3 or NEWDOS to run with the new hardware.

Installing the Maxi-Disk circuit board requires opening the expansion interface. This voids the official Radio Shack warranty, but it is worth it when you consider that after the installation, you will have 256K of disk space on line with one Maxi-Disk drive, and that up to four may be installed.

After opening the expansion interface, you need only unplug the disk controller chip. The Maxi-Disk board plugs directly into the socket in which the controller resided. Photographs included with the instructions show you the correct installation. That's it!

With TRSDOS you have the option of combining 5 1/4 and 8-inch drives in any order. For example, you may choose to have a mini drive as drive #0 to store programs and a Maxi drive as drive #1 to store associated data bases on full-sized floppies. For CPM all drives must be 8-inch.

#### Software Modification

Software modification is next. Here you must patch the disk operating system (any TRSDOS or NEWDOS) so that it "knows" about the new hardware.

To do this, Parasitic provides a disk program called DOSPATCH. Though the final configuration of drives is up to the user, to initialize the system, drive #0 must be a Maxi and drive #1 must be a Mini.

Running the DOSPATCH program generates the Maxi-DOS system (drive #0) disk from your original system disk. After this is done, the drives may be reconnected in the chosen order and backups made of the new system disk.

For an additional \$249, you can obtain Parasitic's Shuffleboard. This device turns a Maxi-Disk TRS-80 system into a dual DOS computer incorporating TRSDOS and Z-80 CP/M. CP/M is a disk operating system, used with eight-inch floppies. It is universally applied and your programs will run on any other

CP/M system. Consequently, more software has been written for the CP/M than any other system.

To support CP/M, you need to install another small keyboard circuit, the Shuffleboard. Unplug the Z-80 CPU chip, plug the Shuffleboard into the CPU socket and plug the Z-80 chip into the empty socket on the Shuffleboard.

From now on, when the computer is used as a CP/M system, the CPU ignores the first 16K of memory space (except for the video RAM), regards the second 16K as the first, the third as the second and so on.

You now have a true CP/M system, with a maximum memory space of 48K. True CP/M requires 256 bytes of RAM starting at location 0000H, though the bulk of the DOS resides at the top of the memory space.

These locations in low RAM contain critical I/O device information, as well as system entry vectors. Since the ROM in a TRS-80 occupies the first 12K of memory, those pseudo CP/M systems must locate this crucial system information somewhere else. Consequently, any attempt to run software which looks directly for the vectors in low RAM will cause a major crash. The Shuffleboard eliminates this problem.

Two modes are jumper selectable on the Shuffleboard. Mode A always boots the system

**Percom Disk Drives**  
**Percom Data, Inc.**  
**Garland, TX**  
**Disk Drive: \$795**

by Walter C. June


Most of you reading the microcomputer trade magazines are familiar with the name Percom Data Company, Inc. Their advertisement probably appears in this issue.

I talked to other companies who offered drives at about the same price, but power supplies, enclosures and cables weren't included. Furthermore, none of the companies committed themselves to delivery time.

I called Percom twice before ordering my system. I couldn't believe how simply they packaged the system and called back to make sure I had not overlooked anything. Yes, they assured me, their systems included the drive(s), power supplies, enclosure, connecting cable and shipping. (Percom is now charging for cable.) They promised delivery in six to eight weeks so I ordered a dual drive TFD-100 system.

On the seventh week the cases arrived. For my system they shipped two WANGCO model 82 drives, although you might also receive Pertec FD-200 drives. Both drives support 40-track operation and have dual sense lamps so you can record on both sides of your diskettes without having to punch extra holes in the jackets.

The drives are packed separately in their own protective cartons and some assembly is re-



into TRSDOS. CP/M is accessed by typing in the command CPM and inserting the CP/M system disk supplied with the Shuffleboard.

Mode B is exactly the opposite. The system boots into CP/M, and TRSDOS is accessed by the command TRSDOS. Unfortunately, if a fatal crash occurs while in the DOS not selected by the jumper, the system disk must be removed and a reset performed with the other system disk.

Your total investment to turn an ordinary TRS-80 into a Maxi-Disk TRS-80/Z-80 CP/M system is \$1244. The Maxi-Disk installation may be used alone, but it is the addition of Shuffleboard that makes this set-up valuable.

If you are hesitant about spending this kind of money on your system consider that by adding this hardware to the TRS-80, not only is the disk storage capacity per drive tripled, but you also have access to an unrivaled new software realm. ■

quired. The instructions make assembly a snap. First you determine which drive you will use as DRIVE 0 and remove the terminating resistor from the other drives. Then you mount the drives into the enclosure with the machine screws provided and plug in the lead from the power supply. Plug in the connecting cable and replace the top of the enclosure. In fifteen minutes you're done.

From my ignorance of floppy disks and how they worked I had this fear in the back of my mind that buying a 40 track drive while Radio Shack used 35 track drives would make my system incompatible. Percom assured me there was no problem but I didn't believe them until I placed my Radio Shack DOS 2.1 diskette into my new DRIVE 0 and booted the system. It came up the first time without a hitch and I felt much better. The five extra tracks on my Percom are additional ones that Radio Shack drives are not physically able to reach. The standard DOS doesn't even know they exist.

But why give up that extra fourteen percent capacity on each drive?

You don't.

Percom sends their PATCHPAK diskette with each system which tells DOS how to handle 40 track drives. This PATCHPAK requires two drives to run, but once updated DOS handles 40 track drives just as well as it did the 35 track drives.

Though Percom now charges for their connection cable, for \$24.95-\$39.95—depending on the number of drives—I recommend it to complement, as near as I can tell, the perfect system. ■

# THE ASSEMBLY LINE

by William Barden, Jr.

*Relocatability is  
a main ingredient for  
constructing assembly  
language routines . . . in  
BASIC programs.*

In this month's column we're going to discuss two interesting topics: "relocatability" of Z-80 instructions and programs; and a way to read the TRS-80 Model I keyboard.

Relocatability is a main ingredient for constructing assembly language routines that can be embedded in BASIC programs. The second subject will let us read every key with a fairly simple assembly language routine.

## Are You Free to Relocate?

Relocatability is one of those mysterious Z-80 buzz words that everybody uses. When used to describe assembly language code, relocatability simply means a given instruction will execute properly anywhere in memory. To examine this idea, you'll need to know something about instruction formats. Pick up that copy of *TRS-80 Assembly-Language Programming* and do some rereading. I'll wait . . .

Z-80 instructions have many formats. Some are only one-byte long specifying a simple action, such as setting the carry flag (SCF) or complementing the A register (CPL). These instructions contain no address fields or other operands. They execute anywhere in memory.

Another type of instruction uses a field, or fields, within the instruction to define a CPU register or register pair. An example of this type of register addressing is a LD A,C which uses a field for the source register (C) and destination register (A). This type of instruction also executes anywhere in memory.

Another common type of addressing is immediate addressing, in which the data is immediate within the instruction itself. Since the data is constant data, the instruction appears the

same anywhere in ROM or RAM. The instructions LD A,23 and LD HL,3C00H are examples of immediate addressing.

There is no problem when any of the register pairs or index registers are used to point to a memory location. An ADD A,(HL) or LD A,(IX+5) has the same appearance whether it is loaded at location 25 or 2500.

But some instructions do change when loaded into different areas of memory. In general, any instruction that specifies a memory address where the operand for the instruction is located does change.

If we were to load a variable into the A register, for example, we might have the instruction LD A,(40EEH) or LD A,(VARP). The second and third bytes of the LD would specify a memory address. When this memory address remains constant, there is no problem.

For example, we could load variables into the A register by LD A,(40EEH) instructions anywhere in memory.

## A Variable within the Program

A problem develops, however, when the variable to be used was located within our own program. Suppose that we use the code shown in Program Listing 1.

```

      ORG      8000H      ;ORIGIN
START LD      A,(VAR1)   ;LOAD VARIABLE
      CALL    SUBS       ;CALL CONVERSION
      JP      NEXT       ;GO ON
VAR1  DEFB    23         ;HOLDS CURRENT # of
                          ;TRS-80s IN YUMA
    
```

Program Listing 1.

```

0000 21003C 00100 LD HL,3C00H ;START OF SCREEN
0003 3EBF 00110 LD A,0BFH ;GRAPHICS ALL ON
0005 77 00120 LD (HL),A ;WHITE OUT ONE CHARACTER
0006 23 00130 INC HL ;POINT TO NEXT
0007 7C 00140 LD A,H ;GET MS BYTE OF ADDRESS
0008 FE40 00150 CP 40H ;TEST FOR END
000A 20F7 00160 JR NZ,LOOP ;GO IF NOT END
000C C9 00170 RET ;RETURN TO BASIC
000E 00180
0000 TOTAL ERRORS
    
```

```

100 REM THIS IS A SAMPLE CALL TO THE WHITE OUT SUBROUTINE.
110 REM THE ASSEMBLY-LANGUAGE SUBROUTINE IS RELOCATABLE AND
120 REM IN DUMMY STRING A$.
130 A$=CHR$(33)+CHR$(0)+CHR$(60)+CHR$(62)+CHR$(191)+CHR$(119)+CHR$(35)
    +CHR$(124)+CHR$(254)+CHR$(64)+CHR$(32)+CHR$(247)+CHR$(201)
140 B=VARPTR(A$)
150 POKE 16526,PEEK(B+1)
160 POKE 16527,PEEK(B+2)
170 C=USR(0)
180 GOTO 180
    
```

Program Listing 2.

When we assemble this code (which is incomplete), the LD A,(VAR1) is assembled as 3AH (operation code for LD A) in the first byte and the address value for VAR1 in bytes 2 and 3. In this case, the address of VAR1 would be at location 8009H as the LD, CALL, and JP instructions each take three bytes.

This code runs only at the 8000H area. If it were relocated anywhere else, the LD A,(VAR1) would attempt to load VAR1 from 8009H, instead of nine bytes from the start of the new area!

An equivalent condition would exist for JP (Jump) instructions, where the jump address is in bytes 2 and 3 of the instruction, and for CALLs. The same problem would also be present for an immediate instruction, such as LD HL,TABLE, specifying an address of a variable (rather than a constant).

Any time that an instruction specifies a direct memory address that refers to a location not fixed in memory, the instruction cannot be relocated and executed. Instructions that are not relocatable are: conditional and unconditional JP's; CALLs; loads that use a direct address; and immediate loads that specify a variable address.

JR (Jump Relative) jumps are relocatable because they do not specify a direct memory address, but a displacement value that is referenced to the current location of the instruction. This means that any subroutine that contains nonrelocatable instructions cannot be used as embedded assembly code in BASIC programs.

The reason for this, of course, is that we generally don't know in advance where the dummy string for BASIC will reside. If we did, we could ORG (Origin) the assembly code for that spot. But, the string may be in various places dependent upon other strings and BASIC statements.

Without first reassembling a new Origin we cannot move assembly code ORGed at one area into another if the code contains instructions with direct addresses.

It is possible to make a completely relocatable assembly language subroutine for use in BASIC dummy strings or SYSTEM type operations, as long as JRs are used in place of JP's. No CALLs to areas within the subroutine can be used, nor variables within the program. An example is shown in Program Listing 2 in a subroutine that whites out the screen. It is embedded in Level II BASIC as a dummy string by the use of CHR\$.

## Automated Relocation

It's possible to relocate code automatically.

*Continue to next page*

This technique, used on larger systems, assembles a machine program and the object code is output to disk. The object code in this case contains not only the machine language form of the instructions, but also information relating to the origin, relocatability or absoluteness of the instructions and data and other load items.

The object code by means of a special loader examines each load item and loads the data associated with it. If the data is specified as relocatable, such as a JP or CALL instruction, a load bias is added to the direct address portion of the instruction. This produces the proper address in memory where the instructions are to be loaded. The job of relocating the machine code, then, is done by the loader. The assembly program does not have to be reassembled for each new memory area where it is to execute.

Can we relocate existing machine language code that has no source listing? Yes, but the process is tedious.

## It is possible to make a completely relocatable assembly language subroutine for use in BASIC Dummy strings...

First, the code must be disassembled by a disassembler such as Small System Software's RSM series or Apparat's DISASSEM. Then, all JPs, CALLs and loads with references to variables in locations that are not fixed must be changed. These references must be given addresses corresponding to the locations for the new area. It's easy to make a mistake while doing this. Also, it is not easy to determine which references to variables are to fixed locations and which are to locations that will be relocated to new areas.

An alternative method is to reenter the source code, based on the disassembled listing, with the original ORG to see if it assembles to the original machine code. Then, reassemble with a new origin.

### Project Number 2

Learning to play the TRS-80 Model I keyboard is a great deal less demanding than playing Bach or Garner on 88 keys. First of all, we have only 53 keys (count 'em), not including the numeric keypad on some of your systems. All of these keys are active keys and generate a signal. In fact, the keyboard forms a matrix (array) as shown in Fig. 1. The matrix has eight rows and eight columns. Associated with each row is a row address of hexadecimal: 3801, 3802, 3804, 3808, 3810, 3820, 3840, and 3880.

To address a row, a Z-80 LD instruction with a row address is executed. The LD instruction

Continue to next page

ROW 0

1	G	F	E	D	C	B	A	@
2	O	N	M	L	K	J	I	H
3	W	V	U	T	S	R	Q	P
4	/	\	/	/	/	Z	Y	X
5	7	6	5	4	3	2	1	0
6	? /	> .	= -	< .	+ ;	* :	) 9	( 8
7	SPACE	→	←	↓	↑	BREAK	CLEAR	ENTER
	/	/	/	/	/	/	/	SHIFT

BIT:

7 6 5 4 3 2 1 0

ADDRESS:

3801H

3802H

3804H

3808H

3810H

3820H

3840H

3880H

Fig. 1. Keyboard Matrix

```

F000 00140 ORG 0F000H ;CHANGE THIS FOR YOUR SYSTEM
F000 CD0BF0 00150 CALLKB CALL READKB ;READ KEYBOARD
F003 B7 00160 OR A ;TEST FOR NULL
F004 26FA 00170 JR Z,CALLKB ;LOOP IF NULL
F006 32203E 00180 LD (3E20H),A ;DISPLAY ON VIDEO
F009 1BF5 00190 JR CALLKB ;LOOP FOR NEXT CHAR
00195 ;
00200 ;SCAN 7 ROWS
F00B 210138 00210 READKB LD HL,3801H ;ROW 0 ADDRESS
F00E 7E 00220 READ10 LD A,(HL) ;GET ROW VALUE
F00F B7 00230 OR A ;TEST VALUE
F010 2005 00240 JR NZ,READ20 ;GO IF KEY PRESS
F012 CB25 00250 SLA L ;SHIFT ROW ADDRESS
F014 FB 00260 RET M ;RETURN IF NO PRESS
F015 1BF7 00270 JR READ10 ;MORE ROWS TO GO
00280 ;CONVERT ROW+ COLUMN TO INDEX
F017 4F 00290 READ20 LD C,A ;ROW VALUE
F018 AF 00300 XOR A ;ZERO A
F019 CB3D 00310 READ25 SRL L ;SHIFT ADDRESS
F01B 3B04 00320 JR C,READ35 ;GO IF DONE
F01D C608 00330 READ30 ADD A,B ;ROW+8
F01F 1BF8 00340 JR READ25 ;CONTINUE
F021 06FF 00350 READ35 LD B,0FFH ;COLUMN COUNT
F023 04 00360 READ40 INC B ;BUMP COUNT
F024 CB39 00370 SRL C ;SHIFT ROW VALUE
F026 30FB 00380 JR NC,READ40 ;CONTINUE 'TIL ONE OUT
F028 80 00390 ADD A,B ;NOW ROW+8+COL IN A
F029 4F 00400 LD C,A ;TRANSFER TO C
00410 ;FIND TABLE ENTRY
F02A 3AB03B 00420 LD A,(3880H) ;SHIFT ROW ADDRESS
F02D 0F 00430 RRCA ;ALIGN TO BIT 6
F02E 0F 00435 RRCA
F02F 81 00440 ADD A,C ;ADD IN INDEX
F030 4F 00450 LD C,A ;BACK TO C
F031 0600 00460 LD B,0 ;NOW IN BC
F033 2142F0 00470 LD HL,KBTAB ;ADDRESS OF LOOK UP TABLE
F036 09 00480 ADD HL,BC ;POINT TO VALUE
F037 7E 00490 LD A,(HL) ;GET VALUE
00500 ;DEBOUNCE DELAY
F03B 218D0B 00510 LD HL,2957 ;35 MILLISECOND DELAY
F03B 01FFFF 00520 LD BC,-1 ;1-1 TO BC
F03E 09 00530 READ50 ADD HL,BC ;DECREMENT COUNT
F03F 3BFD 00540 JR C,READ50 ;GO IF NOT DONE
F041 C9 00550 RET ;RETURN WITH CHAR IN A
00560 ;KB LOOKUP TABLE HERE.
0006 00570 KBTAB DEFS 8 ;ROW 0 LC
0008 00580 DEFS 8 ;ROW 1 LC
0009 00590 DEFS 8 ;ROW 2 LC
000A 00600 DEFS 8 ;ROW 3 LC
000B 00610 DEFS 8 ;ROW 4 LC
000C 00620 DEFS 8 ;ROW 5 LC
000D 00630 DEFS 8 ;ROW 6 LC
000E 00640 DEFS 8 ;GAP OF 8
000F 00650 DEFS 8 ;ROW 0 UC
0010 00660 DEFS 8 ;ROW 1 UC
0011 00670 DEFS 8 ;ROW 2 UC
0012 00680 DEFS 8 ;ROW 3 UC
0013 00690 DEFS 8 ;ROW 4 UC
0014 00700 DEFS 8 ;ROW 5 UC
0015 00710 DEFS 8 ;ROW 6 UC
F000 00720 END CALLKB
00000 TOTAL ERRORS

```

Program Listing 3.

will return a single byte into the A register in the Z-80. In this case the keyboard is treated as a series of memory locations.

Only one row at a time can be addressed. One LD instruction is required for each row.

If no key is pressed, the byte contains all zeros; if one or more keys are pressed, there is a one-bit in every bit position corresponding to the column for the keypress.

As an example, if the #/3 key is pressed, a 00001000 is read into the A register when an LD A,(3810H) instruction is executed.

Sounds simple, doesn't it? To detect a key press, all one must do is to execute eight LDs, one for each row, and look for a zero bit. If none is found, the eight LDs are executed again. If a zero bit is found, a conversion is made to the proper ASCII character for the

key has been pushed, a zero is returned in A.

READKB is divided into five parts, scanning, conversion, table lookup, debounce, and the lookup table itself.

Scanning is done by reading in the first seven row values and looking for a zero in any bit. (CPL changes all ones to zeros and all zeros to ones in a "one's complement.") The keyboard address of 3801H, 3802H and so forth, is held in the HL register pair. A new address is obtained by shifting the L register left one bit at a time. For example, 02 shifted left yields 04. The contents of H remains constant at 38H.

When the L register contains 80H (address 3880H), all rows have been scanned and a 0 is returned in A. The M(inus) flag will be set directly after the SLA to 3880H.

The next section converts the row value and

numerous "gaps" in this range representing impossible combinations, but memory is cheap!

The next part of READKB finds the table entry corresponding to the (row, column, SHIFT key) value. The hash value is added to the address of the lookup table KBTAB to point to the unique value for the key. The value is then loaded into the A register.

Next, a debounce delay of 35 milliseconds is performed. The carry flag is reset after ADD HL,BC, if the result is minus. We use this technique to decrement a delay count in HL. The delay count can be changed by the reader for experiments in various debounce delays.

#### Upper and Lowercase Keys

The lookup table can provide a unique value for upper and lowercase keys, including: SHIFT, up arrow; SHIFT, right arrow; and others. The values for Level II and Disk BASIC compatibility are given in Table 1. These can be added to the source code by DEFBs that replace the 15 DEFS pseudo-ops. (Each DEFS reserves 8 bytes of storage.) Any other values may be defined for the keys. For example, special communications or word processing control characters can replace selected key values.

There is an easier way to obtain a keyboard value. We can utilize the built-in subroutine in Level II ROM at location 03E3H. This is the keyboard driver routine. A word of warning, however. This driver is replaced by another driver in TRSDOS or other programs to eliminate debounce problems.

To use any of the drivers, find which one is in use by examining the keyboard DCB (data control block). The address of the keyboard driver in use is at locations 4016H and 4017H (16406 and 16407) in reverse Z-80 address format (least significant byte of address followed by most significant). Use this address and perform a CALL to the driver. On return, the A register will contain a zero if no key has been pushed, or the ASCII-like value if a key has been pushed. If a key has been pushed, n-key rollover and debounce are also performed.

Next month we'll examine some techniques of assembly language high speed graphics. In the meantime, try as much assembly language coding as possible, and remember, Radio Shack's computer stores are now stocking tranquilizers for assembly language programmers (part #Z80-OHNO). ■

## *Learning to play the TRS-80 Model I keyboard is a great deal less demanding than playing Bach or Garner on 88 keys. First of all, we have only 53 keys . . .*

row and column.

As some of us know from early battles with the keyboard, there are other subtleties involved here. First, there's the conversion to ASCII. The Level II BASIC interpreter uses a somewhat convoluted approach to this conversion by checking ranges, subtracting tricky factors and doing table lookups for special characters. We will take the more straightforward approach of doing a direct table reference, though it requires more memory. That way we can re-define the keys as required from ASCII to any other functions we desire.

Secondly, there's that infamous debounce problem. Level II has n-key rollover, which allows another key to be pressed while the first is being held. We'll use 0-key rollover and eliminate some of the debounce problem.

The process of debouncing simply means that the scan is performed long enough to catch the key press but not rapidly enough to detect an erroneous bounce on either make or break. As soon as a zero is detected, a time delay is performed that provides a reasonable amount of time for the key to be held and released. Typically this would be 20 to 40 milliseconds (20 to 40 thousandths of a second).

Now it appears we have all the elements for reading the keyboard. Let's put them together in a subroutine called, reasonably enough, READKB. The subroutine appears in Program Listing 3.

The subroutine will return an ASCII value (or whatever you put in table KBTAB) for the corresponding key. The subroutine does not wait until a key is pushed before returning. The ASCII value is returned in the A register. If no

column value to a value of 0-55 by finding ROW\*8 + COL. This index value can then be used to look up a unique value for each row, column address. We have two problems here: How do we multiply ROW\*8; and how do we convert the input byte in A to a column value of 0-7?

Finding ROW\*8 is done by taking the partial row address in L (01H, 02H, 04H, etc.) and shifting it right until the C(carry) bit is set. For each shift, 8 is added to the A register. The result is ROW\*8. The top row, of course, is row 0. We now have a value of 0, 8, 16, 24, 32, 40, or 48 in the A register. Adding the bit position of the column bit will give us a value of 0-55.

First, though, we must convert the column bit position to a value of 0-7. We do this by shifting out the input byte until a one appears to set the carry out of the left hand side of the C register. For each shift a count in the B register is incremented. At the end, the column value is added to ROW\*8 in C to give us ROW\*8 + COL, a value of 0-55.

We did not scan the SHIFT row in the scanning section for a good reason. We now have a unique (row, column) value in C. Since each key may be upper or lowercase, however, we must convert the 0-55 value to 0-110, representing codes for both upper and lowercase, based on the SHIFT key.

First, we read in the SHIFT key by LD A,(3880H). Complementing this value and shifting right two bit positions gives 0X000000, where X is a zero, if the SHIFT key is not pressed and a one, if the SHIFT key is pressed. This value is then added to the row, column value in C to give a value of 0-119. There are

All values hexadecimal

40, 41, 42, 43, 44, 45, 46, 47	Row 0 LC
48, 49, 4A, 4B, 4C, 4D, 4E, 4F	Row 1 LC
50, 51, 52, 53, 54, 55, 56, 57	Row 2 LC
58, 59, 5A, 0, 0, 0, 0, 0	Row 3 LC
30, 31, 32, 33, 34, 35, 36, 37	Row 4 LC
38, 39, 3A, 3B, 2C, 2D, 2E, 2F	Row 5 LC
0D, 2F, 1, 5B, 5C, 5D, 5E, 20	Row 6 LC
0, 0, 0, 0, 0, 0, 0, 0	Gap of 8
20, 61, 62, 63, 64, 65, 66, 67	Row 0 UC
68, 69, 6A, 6B, 6C, 6D, 6E, 6F	Row 1 UC
70, 71, 72, 73, 74, 75, 76, 77	Row 2 UC
78, 79, 7A, 0, 0, 0, 0, 0	Row 3 UC
20, 21, 22, 23, 24, 25, 26, 27	Row 4 UC
28, 29, 2A, 2B, 2C, 2D, 2E, 2F	Row 5 UC
0D, 2F, 1, 5B, 5C, 5D, 5E, 20	Row 6 UC

Table 1

# Instant Software: BASIC Sophistication

## Join the Disk Revolution!

Instant Software has revolutionized TRS-80 business programs by introducing the speed and convenience of disk software. Here are two no-nonsense packages that will do your work rapidly and efficiently.

Our Energy Audit package is designed to save you money on home heating expenses. It will analyze your home and make specific recommendations for your insulation needs.

Our Accounts Receivable/Accounts Payable package is a versatile, easy-to-use business system. KB/Microcomputing magazine uses this system for all of its dealer book sales. It will soon be augmented by more business programs from the same author.

So stop going around in circles, take our disk software out for a spin. You won't be sorry.

## ENERGY AUDIT

When it comes to spending money for energy to heat a home, everybody's a "skinflint." With today's rising fuel prices and staggering inflation, you need ways not only to cut down on your home heating bills but also to conserve our diminishing energy supplies.

One of the best ways to invest your money is to insulate your home. You'll save money, and your home will appreciate in value. But, you're asking yourself, "How do I start, where should I insulate, and what will it cost me?" The Energy Audit package can answer all these questions and more.

The programs in this package will give you detailed instructions on how to examine your home, collect information on its structural components and layout, and create a data file. The program will then analyze this data, show where you're losing money because of excessive heat loss, and describe the most cost-effective methods for saving energy and money.

You may select any area of your home for detailed scrutiny, input your own cost figures, calculate savings potentials for different options, and incorporate whichever you want into your own home-investment budget. In effect, you can create a computerized "model" of your home. You'll be able to see the changes that will be made in your energy budget as a result of adding a wood stove or refinishing an attic.

When your friends and neighbors see how much money you're saving, they will want their homes analyzed too. You could even start your own business, showing your customers exactly where and how to insulate their homes for maximum savings. The Energy Audit package is the perfect selling tool for any contractor or building supplies dealer.

With the Energy Audit package you'll know what your home needs, where it needs it, and how much it will cost you.

Or maybe you enjoy paying utility bills?

Pkg. 0089R (cassette version) \$49.95.

Pkg. 0052RD (disk-based version) \$75.00.

AVAILABLE ON  
FLOPPY  
DISKS

## ACCOUNTS RECEIVABLE/ ACCOUNTS PAYABLE

Now, in one package, you can have a *complete* Accounts Receivable/Accounts Payable (AR/AP) system! These programs will handle all the drudgery involved in processing AR/AP entries.

Each program is capable of handling up to 760 accounts and as many as 1500 entries per month. Should you need to handle more accounts, you can divide them into as many sub-groups as necessary and keep a set of data disks for each sub-group.

The Accounts Receivable program can print invoices, statements, and address labels for each customer. It will also generate a Month End report, a Customer Activity report, and a Daily Sales report.

The Accounts Payable program will generate a Month End report, an Account report, a Daily Activity report and a Check Payment report.

The AR/AP package is ideal for any small business. The programs are self-prompting and are easily used by anyone famil-

iar with AR/AP operations.

These programs can save you money, because they can print your company's letterhead at the top of each invoice and statement, using plain, fan-folded paper.

Accounts Receivable/Accounts Payable: Software for the Professional.

THIS PACKAGE REQUIRES THE FOLLOWING MINIMUM SYSTEM

1. A TRS-80 Level II microcomputer, 16K of memory.
2. An Expansion Interface with at least 16K of additional memory.
3. Three mini-disk drives.
4. A pin-feed line printer.
5. Any TRS-80 Disk Operating System.

Ask for Package 0075RD

\$199.95.

Instant Software Inc. <sup>✓2</sup>

Peterborough, New Hampshire 03458 603-924-7296

Prices subject to change without notice.

**Order No. 0009R \$7.95.**

**Featuring  
SOUND EFFECTS**

**Order No. 0051R \$9.95**

**TRS-80 Level II 16K, Order No. 0066R \$7.95**

## TRS-80\* OWNERS:

- Let the computer write your "Basic" programs for you!
- Draw Pictures, animated figures, data forms!
- Create a library of displays!
- Produce "Commercial" grade software!

# The Magic Cursor™



By Gregory Berryhill

The **Magic Cursor** is a Revolutionary Family of Products which provides a dramatic new method of reproducing drawings and displays that you create on your screen. It makes both simple displays and complex interactive data input forms. It stores a "BASIC PROGRAM" on disk (or tape) ready for you to execute alone or as a subroutine. It produces screens in both standard and wide screen.

It is available for any level 2, 16K or larger system with tape or disk. An optional version is now available which creates an assembly language program.

Be sure to pick out the system that fits your present needs and order it today. You may upgrade your original copy by paying the difference and a moderate service charge.

## MAGIC CURSOR PROGRAMS

**THE BABY CURSOR** allows you to easily create screens (including graphics) on your video. A powerful command then generates the BASIC instructions to recreate the screen. For the first time, a program for automatic generation of video display forms. (16K Tape or 16K Disk) ..... **\$24.95**

**THE MAGIC CURSOR I** additionally makes sophisticated Data Entry and Display easy. With Magic Cursor I you define the Data Entry or Display fields directly on your screen. The definition commands generate the BASIC instructions to implement the Data Entry and Display. The Magic Cursor I has commands which move, center and duplicate blocks of graphical or alpha/numeric displays. You can even justify text. (16K Tape Only) ..... **\$79.95**

**THE MAGIC CURSOR II** adds the power to write animated games easily in BASIC. The Magic Cursor II allows you to reload previous screens either from memory or from Disk. You can then modify them and store either the modified screen or only the changes. (32K Disk Only) ..... **\$99.95**

**THE MAGIC CURSOR III** will be available soon for the new Model II Computer (32K One or more Disks) ..... **\$149.95**

**THE MAGIC CURSOR IV** provides the features of Magic Cursor II but stores an assembly language program. (32K Disk Only) ..... **\$99.95**

Call 713/474-2428 or order by mail. Master Charge, Visa, Certified Check or Money Order accepted. Personal Checks require 14 days to clear. C.O.D. or collect calls not accepted. Software Guaranteed for replacement only. Prices subject to change without notice. Programs supplied on cassette tape. For disk versions, the cassette supplied will automatically create a disk file.

\*Trademark of Radio Shack, a Tandy Co.

Beginner  
Home Programmer  
Animated Games Writer  
Assembly Language Programmer  
Commercial Software Houses

## OTHER PROGRAMS WRITTEN BY CCC

**GENERAL LEDGER**, Accounts Payable, Accounts Receivable, etc. - We are an official Osborne/McGraw Hill conversion co.

**RESTAURANT MANAGEMENT** - Cost analysis, inventory control, recipe design, labor scheduling, etc. for both fast food and traditional restaurants.

**INSURANCE RATING** - Instant pricing for policy premiums based on age, marital status, etc. for both Texas and National.

**SMALL BUSINESS MANAGEMENT** - From our library of custom design for DIAMOND & JEWELRY MERCHANTS, DONUT SHOPS, SAILBOAT SAIL SHOPS, CONSTRUCTION FIRMS, ENGINEERING FIRMS, MANUFACTURING FIRMS - in the areas of cost analysis, product design, inventory control, product pricing sheets, purchase order, invoicing, etc.

**PROGRAMMER UTILITIES** for supporting assembly language programming and disk modification.

**MAGIC MEMORY** - personal inventory programs for stamp collection, coin collectors, personal libraries, etc.

**WRITE FOR OUR COMPLETE SOFTWARE CATALOG!!**

Send Check or Money Order payable to:



**CUSTOM  
COMPUTER  
CENTER, INC.**

ATTN: Jim Martens  
P.O. BOX 58042  
HOUSTON, TEXAS 77058  
or call: 713/474-2428

Send Check or Money Order payable to:

**CUSTOM COMPUTER CENTER, INC.** P.O. BOX 58042 / DEPT. 8-E / HOUSTON, TX 77058

Handing Charge: \$1.50  
Texas Res. add 6% Sales Tax.

DESCRIPTION (Size/Tape or Disk)

PRICE

TAX & HANDLING

TOTAL

MASTER CHARGE / VISA

CARD #

NAME

ADDRESS

CITY

STATE ZIP

EXPIRES

SEND INFORMATION ONLY.

# 80 APPLICATIONS

by Dennis Kitz

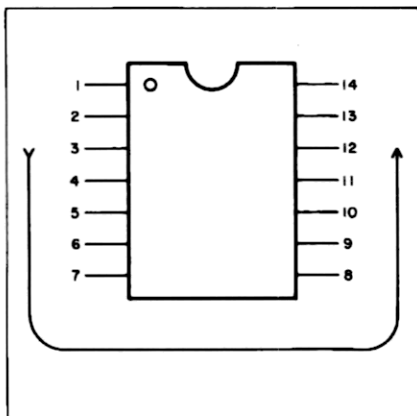
**T**he most difficult part is deciding to begin. Really. And, I must reveal, the impetus for me was strictly economic.

In January's column, I spoke in less than rhapsodic terms of my music synthesizer. It has in fact served me well, for if it hadn't been for the shock of a \$100 repair bill, electronics would have remained for me an immutably undecipherable code. But, there came a next time, and another synthesizer failure, so, with frugality aroused, I vivisected my music machine—and stopped face-to-chip with integrated circuits. Eventually, I learned that although electronics is made up of equal parts skill and knowledge, the greatest requisite is a fool's courage.

So join me.

## Radio Shack Boards

First, we recall the arrangement of pin numbers of a standard dual-inline package (DIP):




The circuits suggested last month have from 14 to 20 pins, but the numbering always begins at the upper left near a notch or dot (or both), proceeding down one side and up the next.

There are two ways to construct this circuit. The first is to obtain a prototyping board, available by mail or from Radio Shack (Cat. No. 276-174). You'll need two if you use this board. The other method is to assemble the final, soldered version. Again, there's a Radio Shack board (276-170).

Being impatient, I invariably use this approach when building published and debugged circuits.

Notice in Photo 2 that I have soldered the IC's to the foil side of the board, an unusual


*Continue to next page*



*Photo 1. Prototype board version of I/O latch. LEDs to the right are part of my testing routine.*

*Photo 2. Before and after versions of the I/O latch project.*

Photos by Dennis Kitz




practice. With many wires on the breadboard, though, this method is easier for the eyes to follow, and has no effect on the operation of the device.

Fit each part onto the board, soldering it carefully in place. Insert short lengths of wire connecting the IC power pins to the supply voltage (the vertical bus to the right is convenient) and ground (the left bus). Notice that the power pin arrangement is similar for all circuits but the 74LS75. Also connect any other pins to ground as indicated in the schematic. Cut and gently strip the ends of wire lengths, and run them as shown in the circuit diagram.

Work slowly and always keep the board oriented, so you know the order of the IC pins. Particularly if this is your first experience with digital hardware, work for short periods and double-check similar groups of wires. Note that some input, for example, is arranged in groups (74LS30), while others alternate (81LS95). Be sure also to connect together the three points marked "A."

The most tedious job is to separate, strip and solder the wires from the 40-contact edge connector. Use a razor blade or Exact-o knife to separate the leads for about 1½ inches; strip a small amount of insulation from each. Carefully examine the TRS-80 edge card diagram below:



The connector is a mirror image of this. Identify which lead matches which connection point, as the leftmost wire may be #2! Cut small bits of mailing labels or white tape, number 1 to 40, and wrap one around the end of each wire. Refer again to the schematic diagram, and solder each wire in place. Solder the remaining leads to separate, unused terminals on your board, or snip off the bare ends.

On the schematic, the outputs of Z2 and the inputs of Z7 remain unconnected until we determine which output port we wish to use. Since last month we used the example 178 (binary 1011 0010), temporarily (but securely) run connectors between the following pins:

Z2	Z7
2	1
5	2
6	3
8	4
11	5
13	6
16	11
17	12

Mount the boards on standoffs or wooden  
*Continue to next page*

*Photo 3. One section of soldered breadboard version, containing (from top) Z7, Z8, Z3, Z5, Z6. ICs are placed on the foil side for ease in routing wires.*

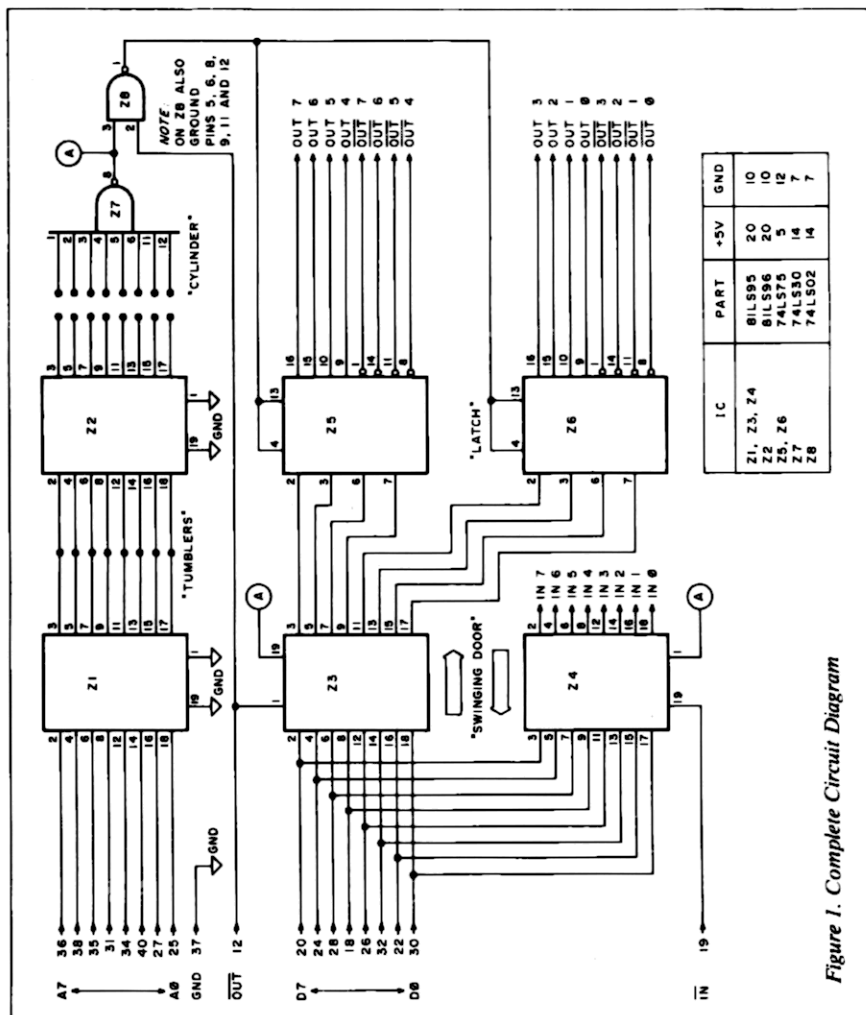



Figure 1. Complete Circuit Diagram



# CAPTAIN 80

by Bob Liddil

*The real culprit  
in the demise of the  
small software vendor  
is none other than  
the end user.*

**H**ere's the Captain, kicking back after a hard day's work in the old salt mine. My new disguise, that of Joe Independent Software Producer lies in disarray on the couch.

I thought it was easy to run a software company. It seemed simple enough. Acquire the rights to a couple of good programs, get a few stores to sell and promote your software and POOF! Enter The Captain Eighty Software Exchange.

## Wrong Number

Boy, did I get a wrong number. The most common reason (Those who've been there will tell you.) for the failure of software companies is not poor programs, but poor judgement. More than one distributor that I have dealt with over the last 90 days has teetered on the brink of extinction because of the thoughtlessness of computer stores who do not pay their bills on time. The software may still be sitting on the shelf or not. Thirty days pass and, still, no check arrives.

Meanwhile, the bills at the software company pile up, setting up yet another chain reaction in which the poor author does not see a check for months at a time.

The real culprit in the demise of the small software vendor is none other than the end user. No, not the guy who shelled out \$14.95 for a copy of Scott Adams Adventure, but the 15 others who accepted bootleg copies, then proceeded to enjoy the program, as if they'd paid the price to play!

## Who Me? A Software Pirate?

Who among us hasn't at one time accepted a backup copy of a favorite program from a friend? It is second nature to want to slide by on as little dollar investment as possible. But multiply 15 bootleg copies by 1,000 purchasers of NEWDOS at a conservative \$50 price and suddenly the loss is a staggering: \$750,000! That is the loss to one vendor and on one program.

Multiply that figure by the thousands and thousands of backed-up bootlegged programs and you'll need a computer and a good math program, if you can find one, to calculate the damage.

Sadly, most people see no wrong in duplicating programs, modifying them to suit their taste and distributing copies among their friends.

## Case in Point

I recently helped a friend market a program. It was an adventure, written in BASIC. Luckily, for me and my author, there was a chain of

computer stores in Boston with a buyer that liked the cut of the program.

A couple of weeks went by, and I was anxious to learn how the program had been received. I discovered that Danny Debug, a local computerist, had bought the adventure at his friendly neighborhood computer store. He did not particularly like the opening display (title page) or the tape and disk save routines (you know, "SAVE GAME"). So he deleted them from the program.

Now this, alone was no big deal. Danny Debug has the right to rip apart any program that he buys. But the story didn't end there. Once the program was altered to suit its new owner, it was returned to the computer store where the virtues of the new improved copy were extolled.

No, Mr. Debug didn't offer to SELL the new version. He GAVE IT AWAY. First, he gave a copy to the manager of the computer store, then, who knows? Without a doubt the program, in its new format would travel to a users' group where copies would be enthusiastically scarfed up by software hungry people who wouldn't think of stealing.

## 80 APPLICATIONS

From page 23

strips, and run wires to your 5-volt power supply. These circuits demand  $\pm 5$  percent accuracy, so don't substitute a spare 6-volt battery eliminator! Without attaching the cable to the TRS-80, apply power to the board. If you have a meter, check for a current draw of about 130 mA; IC temperature should rise just above room level.

## Connect to 80

Remove power from both the computer and your input-output (I/O) board, orient the cable carefully, and connect it to the TRS-80. Restore power to the computer, quickly run through MEMORY SIZE? to READY, and try a few commands.

*If at any point the TRS-80 does not perform in the usual manner, turn it off!*

Remove the cable and recheck your work, particularly the cable connections themselves. Do it with a friend so you don't overlook familiar errors.

If all is well, apply power to the computer and to the I/O latch, and again assure the proper operation of the computer. At this stage, be especially quick and careful.

The device is now complete and ready for

## Out of Games

Noted computer author Lance Miklus, whose Mean Checkers Machine and Star Trek programs have given me many countless hours of enjoyment, said that he was forced out of the game market by pirates. Mr. and Mrs. Joe Average who duplicate tapes for their friends and accept the same have robbed the marketplace of one of its most skilled and imaginative game writers.

I know a guy, named Paul, who staunchly refuses to accept anything but a labeled, original copy of software. I have seen him turn down some fine programs because of his principals. I have even joined in the ribbing he took each time he stuck up for what he believes in.

Suddenly, it isn't funny anymore. The shoe is on the other foot, now that I've tried to help a friend. Paul has had the right idea all along. It'll just take the rest of us a little while to catch up.

I asked the question in a recent column, "Where are all the high quality game and educational programs?" Now I know. ■

testing. Set up these programs:

```
10 PRINT INP(178);:GOTO 10
20 OUT 178,255 : OUT 178,0 : GOTO 20
30 FOR X = 0 TO 255 : OUT 178,X : NEXT X : GOTO 30
```

Run 10. The screen should repeatedly display 255. Now ground each input of Z4 in turns (pins 2, 4, 6, 8, 12, 14, 16, 18). The values displayed should change. Record them, convert them to hexadecimal and binary, and observe their relationship to the grounded inputs.

Run 20. Briefly connect an earphone, in series with a 100 to 500 ohm resistor, between ground and each output of Z5 and Z6. You should hear a buzz of identical pitch (the level may vary) from each output.

Run 30. Reconnect the earphone, but notice that the pitches vary from a buzz to a series of very slow clicks.

When your device passes all these tests, it is ready for use. If you have the background, put the input-output latch right to work. Otherwise, next month: how it works, why it works, and what to do with it.

\*\*\*\*\*

Problems? Send a complete descriptions of symptoms and an SASE to me at Roxbury, Vermont 05669. Calls accepted (not collect!), if your TRS-80 and telephone share the same desk. ■

# TBS-80 SYSTEM UTILITIES.

If you thought your TRS-80™ microcomputer was just a toy, think again. Enhance your system with these powerful **TBS-80 system utilities**.

**TERMINAL CONTROL** by F. Barry Mulligan is a machine language utility that enables you to use all the potentials of RS-232 telecommunications without hassle. Requiring 16K or more, it can interface to any Level II BASIC or assembly language program, or may be used as a stand-alone system to send and receive entire programs or data. The beauty of this program is that it turns your computer into a truly smart terminal. All RS-232 features can be set from the keyboard and the current values can be displayed or changed at any time. Basic programs can be sent in Level II compressed format for high-speed exchange. Whether you want to send or receive data from a BASIC program, or talk with computer networks and bulletin boards or with any other terminal or computer or try any of the possibilities that computer communications has opened up, **TERMINAL CONTROL** is your answer. Only briefly described here, this remarkable program sells for only \$19.80 on tape and \$29.80 on disk.

**SYSTEM DOCTOR** does a thorough diagnostic check of your entire computer system. It lets you know if something is wrong before you spend time programming or entering data. The program checks the ROM to ensure that every bit is functional and checks the RAM six different ways. The disk drives are tested in a variety of ways to ensure reliability. The cassette recorder is also tested for speed, volume and distortion with the help of a calibration tape provided with the program. The video memory and display are also checked as well as the line printer. **SYSTEM DOCTOR** also does a 12-hour check of the entire system and records the results on tape, disk or the screen. As a bonus, this program also includes the **DISK DRIVE HEAD CLEANER**. The card insert that cleans the head can be obtained free by mailing in the coupon provided. For \$28.50, **SYSTEM DOCTOR** is the first complete diagnostic program for the TRS-80. A disk version is available for \$38.50.

**LINE PRINTER** by Dosse Segbeaya is a machine language program that accelerates printing on Centronics printers by making it a background task. Requiring 32K and a disk drive, this program enables the user to set aside up to 16K of memory as buffer which when filled is sent to the line printer while your Basic program continues to run. Any Basic program that uses LPRINT's will run significantly faster with this program. Also included is the ability to set the number of characters per line, the number of lines per page, the spaces between lines, and the left, top and bottom margins. Page numbers can be placed anywhere on the first line starting at any given number. Printouts of anything that is on the screen can also be made by hitting shift/break. If you do programming and you use multistatement lines, **LINE PRINTER** enables you to LLIST your program with single statement lines. This rather amazing program is resident in high memory as it interfaces with almost any Basic program. It sells on disk for \$24.50.



**BASIC TOOLKIT** by F. Barry Mulligan is a basic programmer's dream come true. Requiring 16K or more, this program has the following features. Variables Map-Gives an alphabetical listing of each variable used, a list of the lines the variables appear on, and shows the number of times the variable appears on the line. Goto X Ref-Lists in numerical sequence the destination of each GOTO and GOSUB statement and the line number that it appears on. Recall-Allows you to recall a program after you have hit reset, accidentally typed NEW or have booted back to DOS. Merge-Enables you to merge tape or disk programs. Test Memory-Does a thorough check of memory to be sure every location is operable. Search Memory-Search for every occurrence of a two-byte combination and list the location where it occurs. **BASIC TOOLKIT** is resident in memory while programming and is accessed by hitting shift/break. A must for basic programmers, this utility sells for \$19.80 on tape, \$29.80 on disk.

TBS has other incredible software for Tandy's microcomputer. Intent on making it a powerful tool, we have large scale **business accounting systems**, **general accounting systems**, **data processing systems** and the **Library 100**. We have the only **DISK HEAD CLEANER** (for APPLE too!) and **GRAN MASTER DISKETTES**, the best on the market.

**TBS is YOUR COMPANY**, and we build systems, not just software. The above products are available now, nationwide. Visit your local Computer Dealer or Associate Radio Shack Store and demand the best, demand TBS. For more information contact us through the numbers below.

™ TRS-80 is a trademark of the Tandy Corporation.

**TBS™**  
**THE BOTTOM SHELF, INC.**  
(404) 939-6031 • P.O. Box 49014 • Atlanta, GA 30359

# 80 INPUT

*In your article "Screen Editor"  
the author uses expressions like . . .  
"all we have to do is  
stick a zero at . . . ." Well, I can  
tell you where to stick it!*

## Fully Functional Fix

I purchased a Level II, 16K, TRS-80 last January and a 32K expansion interface last July; for the most part I am a satisfied TRS-80 owner. However, a problem arose within the memory of the expansion interface. Using the default option by responding with ENTER to the MEMORY SIZE? request, not all 48K of RAM was available in the machine; by not using the default option all the memory could be accessed.

The Radio Shack Computer Center in Buffalo charged me \$55 to fix this problem. They installed a new interface board that eliminated the buffered cable. Regretfully, when I tested the computer at home the same problem remained. I returned the TRS-80 to the service center where it was discovered that a memory chip, "though fully functional," was not responding to the default option. I was informed that the problem was solved by merely rearranging the memory chips.

One of the principle reasons I purchased a TRS-80 was anticipated high quality follow-up service. I am not pleased that (1) Radio Shack "fixes" things that are fully functional and charges me for this service, and (2) so much of my time has been wasted on this problem.

*Dr. Grant Ian Thrall  
Buffalo, NY*

## Findisk-II

In the January issue you reviewed the Mumford disk indexing program, which I have used and found to be a fine program. However, your readers should also know about Documan Software's Findisk-II which I now use. It is the same price, does all the work of the Mumford program and has some very useful added features.

Most useful of these is an Update routine that revises the Master Index by eliminating killed files and adding any new files—automatically—just by reading the revised disk.

Another feature that I find helpful in Findisk-II is the ability to add a description to each file name so that those terse file names of yesteryear can be deciphered. And we all have several versions of most programs, so this feature permits their specific differences or sizes to be recorded.

Since NEWDOS and VTOS allow diskettes to be numbered during formatting, another good feature of Findisk-II is its ability to read those numbers automatically if they are used.

No matter which program you use, I am convinced anyone with disks needs a program of this type to keep his sanity.

*George Kelly  
Tempe, AZ*

## Single/Double Density

I just received my March issue of *80 Microcomputing* and am reading it from cover to cover. I am glad to see your company publish a magazine dedicated to the TRS-80. There are so many things about the TRS-80 and associated hardware that the companies won't tell you about. I would like to see your magazine talk about disk drives, single vs. double density, 35 vs. 40 vs. 77 track.

When I bought my 35/40 track drives I was led to believe that they were 40 track single density disk drives and that the expansion interface could not process double density disks. Well, to my surprise and without the help of the sellers, I found out my disk drives were capable of handling double density.

In addition I see one company now coming out with a black box that converts the expansion interface to double density. This could increase my drives from 102K of available space to 204K. In addition, if I had all four drives, I could go all the way to 816K space.

Now I am looking closely at the worm gear drive which moves the recording heads on the drive to see if they could be changed to give me 77 tracks vs. 40 tracks. I tried my 77-track patch pack to see if the DOS, computer and interface could handle 77 tracks. Well the DOS and computer clicked off all 77 tracks without any problem. But of course the disk drive stopped at 40 tracks, even though it continued to try and advance beyond the stop.

My observations on this indicate that by just changing the worm gear and possibly the record head I could increase my disk drives capacity from 35/40 tracks to 77 tracks. Think of this, I could possibly increase my disk drives from 102K to 1,576,960. That's 1.5 Meg disk storage for four drives. I would like to know what your readers think of this idea.

*Donald H. Bennett, Jr.  
Woodbridge, VA*

## Print the Directory

The lack of a printout routine in TRSDOS for printing the disk directory has been a problem for me. When I had accumulated several disks with several versions of a number of pro-

grams, each having a unique file name, I found it hard to keep track of the location of a file and correct spelling of a file name.

Recently Radio Shack published a BASIC language routine that routes the information normally destined for the screen to the printer. I found that running the statements under BASIC and then reverting to DOS by CMD"S" allowed me to print the directory listing under the DIR command.

I incorporated this into a program which, after printing, I could return to BASIC using the BASIC\* command and run the program using a GOTO 100 command. This program saves me the trouble of remembering the address and values required to set and reset the VIDEO/PRINT operation.

```
10 * PROGRAM TO PRINT VIDEO INFO
20 *
30 POKE 16414,141:POKE 16415,5
40 CMD"S"
50 END
60 *
100 * PROGRAM TO RESET VIDEO
110 *
120 POKE 16414,88:POKE 16415,4
130 END
```

*D. E. Fitchhorn  
Albuquerque, NM*

## Beat the Cheat

In response to Mike Tollerton's dilemma (Microchess cheating), I suggest he continue the game:

MOVE	WHITE	BLACK'S RESPONSE
13	F8-F7	G8-E7
14	F7-E7	C7-B8
15	E7-D6	CHECKMATE!!

The above not only provides a happy solution to Mike's problem, but also proves that "Crime Does Not Pay".

I would like to add my plea to those of Mark S. Lucas and Christopher M. G. Buttery for machine and assembly language discussions in plain simple English with step-by-step instructions and a lot of "for examples".

In your article, "Screen Editor", the author uses expressions like: "This turns out to be quite simple on the TRS-80"; "This is easy to implement"; "All we have to do is stick a zero at . . ." Well, I can tell you where to stick it!

Articles like this are frustrating. The program listing looks impressive, but how do I get it into my machine and how do I use it?

Another frustrating example: "EDTASM on Disk" in your first issue. The heading above the

title teasingly states, "A step-by-step procedure . . ." etc. Fine! Until you get to Step 6. Stone wall! How do you type Program A into that little square inch of space in the lower left of your screen?

You must realize that when Radio Shack came on the scene a vast new breed of amateur computerists was spawned. People like myself who, with no previous knowledge, struggled through and mastered Level I BASIC (thanks to David Lien) and with that foothold went on to grapple Level II.

Now we have this big chasm, this no-man's-land, between BASIC and seemingly unreachable machine and assembly language. Please, somebody, show us the way.

Robert L. Boelke  
Alta Loma, CA

## Warranty Clarified?

I found your first copy of *80 Microcomputing*, like *Kilobaud*, excellent. Congratulations on this new publication.

After reading articles and columns dealing with TRS-80 modifications, readers may be tempted to pop the covers off of their own equipment. Before they break the seals they should be aware of Tandy's little publicized service policy. The Tandy policy is to refuse to service and/or impose a substantially higher repair charge. I, for one, will continue fighting this policy. (See letter below.) I feel that if all TRS-80 owners and your publication support my protest of this policy, Tandy will have to change it.

I do know that the service policy from most major computer manufacturers allows owners to touch their hardware beyond the keyboard, especially after the warranty period. With Tandy's introduction of the TRS-80 Model II, they now are entering the "major leagues" of computer manufacturers. They are comparing Model II with DEC, IBM and HP in their latest catalog. As far as service policies are concerned, however, the comparison stops here.

Ernest Kirschner  
Durham, CT

Dear Mr. Kirschner:

Mr. Kornfeld has referred his copy of your letter of September 14, 1979 addressed to the Federal Trade Commission to me for response. As I view your letter, you make two related complaints—the first is directed at our practice of making a higher charge for repairs where a customer has modified or tampered with computer equipment and the second is our failure to give notice of this policy.

We feel our policy of refusing service and/or imposing a higher repair charge on computer equipment that has been modified or tampered with is not only legal but is totally justified.

Servicing and repairing computers is highly technical and in those instances where repairs are attempted by an unskilled technician or modifications are made to a system, subsequent repair work and servicing becomes extremely difficult. Not only must a technician

find and fix the real problem, but he must also test the entire unit to make certain that in attempting to fix the unit the person tampering with it did not create additional problems. When modifications are involved, the technician has the additional problem of trying to ascertain the nature of the modification and whether it is the problem.

The truth of the matter is that we simply do not want the responsibility of guaranteeing our work on equipment that has been modified or tampered with by unskilled technicians.

I feel your second complaint has merit. While I know of no law, rule or regulation requiring a seller to advise consumers that if they tamper with or modify a product the repair charges at the seller's facility for such product will be greater than those charged for other products, I do feel this information should be made known to consumers.

We are considering this problem and in all likelihood we will insert this information in our owner's manual or on the warranty card the next time it is reprinted. In this manner, we can hopefully avoid future instances of consumer dissatisfaction.

Louis G. Neumann  
Staff Attorney  
Tandy Corporation

## DOS to BASIC

Here's how to AUTO LOAD a BASIC program from Radio Shack's DOS. Enter TRSDOS 'DEBUG' utility. Type D6B00 (enter); to display memory locations to screen. Type M6B00 (space); and enter the following machine code exactly as shown:

```
6B00: 21 0F 6B 22 16 40 21 2C 6B 22 2A 6B C3 2D
      40 E5
6B10: 2A 2A 6B 7E FE 0A CA 1F 6B 23 22 2A 6B E1
      C9 21
6B20: E3 03 22 16 40 3E 0D C3 1D 6B 20 1F 42
      41 53
6B30: 49 43 0D 0D 0D 52 55 4E 22 4D 45 4E 55 45
      22 0A
```

Remember to use the space bar to increment to the next location. After the 0A at location 6B3F is typed, press (enter) and then type G402D (enter) to return to DOS READY. Type TAPEDISK (enter) and save the following program:

```
? F MENU/CMD:0 6B00 6B3F 6B00
? E (enter) to return to DOS READY.
```

You now have a CMD file program called MENU/CMD which when executed via DOS's 'AUTO' command will load 'BASIC', set number of files to 3 (default value), set memory size to maximum (default value), and RUN a BASIC program called "MENU".

The BASIC program "MENU" may be any program previously saved using "MENU" as its filespec or it may be an actual diskette --MENU-- with program choices listed. If you have a dedicated diskette and wish

to auto execute some other filespec, then modify memory locations 6B39 to 6B3D to contain your own five character filespec. For example HEX 4D=M, 45=E, 4E=N, 55=U, and 45=E. INVEN would be 49 4E 56 45 4E.

Gary Alcorn  
Tempe, AZ

## Avert Disaster

I work full-time as a programmer/analyst at a large firm. I have never written to a magazine before, but I noticed a program in your magazine which could cause financial disaster, even if used as written. This is the program in the article "Passing the Plate", which appeared in the February issue.

I have two suggestions for anyone who is thinking of using this program:

1. Instead of erasing last week's data, keep a separate tape for each week, and save the data twice on each tape. In the unlikely event that both sets of last week's data are bad, you can at least pick up from the week before.

2. Unless you have a printer, and have adjusted this program to print all detail information, don't throw away the books! Keep them up as usual, just in case . . .

Finally, if you are going to computerize anything beyond the household budget, it is a good idea to show your programs to a professional accountant or business consultant.

Jim Slack  
White Cloud, MI

## Mis'Guide'd

First of all, I very much appreciate the positive review of my publication, "Guide to TRS-80 Information," under Rival Publications II, *80 Microcomputing*, February 1980, p. 38.

At the same time, however, you can understand my distress that this review quoted the wrong price for the "Guide." With a low price booklet such as this I'm sure you can see the importance of avoiding extra processing steps, time and costs.

The "Guide" in fact sells for:

1 copy \$2.80 plus .50 postage and handling  
(\$1.50 Airmail, if overseas)  
2 to 9 copies \$2.75 each  
10 to 50 copies \$1.90 each  
(plus 20% postage, if overseas)

By the way, no one has ever returned a "Guide" for a refund. Thank you for your cooperation.

F. E. Huebner  
Oak Park MI

## New Column?

I am writing to ask that you consider a new column for your new *80 Microcomputing* magazine.

Continue to next page

While your magazine quite rightly caters to the many individuals who own a Model I, a growing number of other persons like myself are investing in Radio Shack's new TRS-80 Model II, and need some way to regularly express their findings.

I feel that *80 Microcomputing* has a responsibility to these new TRS-80 owners, who are most likely Model I owners too, to provide a column in which software can be evaluated and programming routines can be shared.

John I. Spady  
Seattle, WA

*We are currently considering a regular Model II column. —Eds.*

## Paid for Itself

I just cannot let another day go by without writing to you about your new microcomputing magazine. I can say, without a doubt, that your magazine is the best around for TRS-80 users.

Your first issue answered two questions I have had for a year. Your second issue really blew my mind. It cleared up three problems I've been having with my disk system.

In my mind, your magazine has already paid for itself with two issues, and I have ten more to come!

David R. Laplante  
Worcester, MA

## 80 Skywatch

Fairborn University is a very modest affair devoted to photoelectric observations of variable stars, lunar occultations, etc. A TRS-80 is interfaced to the photometer for realtime data collection and for data analysis such as calculating extinctions, local sidereal time, etc.

Perhaps other TRS-80 owners also use their TRS-80 in astronomically related activities? If so, I would very much like to hear from you.

Russ Genet  
Fairborn University  
1247 Folk Road  
Fairborn, OH

# 80 DEBUG

## KWICer Index

I have discovered that there are two errors in the Disk BASIC listing of my KWIC Index program published in the March 1980 issue of *80 Microcomputing*. Line 1110 should read:

```
1110 IF W(I) = TW THEN 1190
```

Line 1160 should read:

```
1160 TC = TC + " " + TW
```

I am sorry to have inconvenienced you and your readers.

I have also had several questions about the bracket in the program listing for Investment Analysis. The printer on which I made the listing does not print the up arrow (^) but prints the bracket (]) instead. This is fairly common for many printers and shows up in many program listings.

Leslie E. Sparks  
Durham, NC

## Galactic Update

There may have been some confusion about my article in the Feb. issue of *80 Microcomputing* concerning the speed of the Galactic Software, Inc. Mail/File program. As stated in the article the actual printing of labels by this program is not as fast as some of the other programs on the market.

However, if you include the time it takes to sort the names before you can print your labels, the Galactic Software Inc. Mail/File is much faster than any of the other programs. There is also a patch to the program available from Galactic Software that will now allow you to print up to six labels across.

This effectively increases the throughput greatly. This, when coupled to the fact that the program is always ready to print both an alphabetical or zip code list, makes it the fastest mailing label program for the TRS-80 Model I Computer.

Galactic Software has also released a version of the Mail/File program for the TRS-80 Model II. Like the Model I version this program is also always ready to print labels in both alphabetical and zip code order. However, the Model II version will handle 2,500 names and addresses.

Reese C. Fowler  
Peterborough, NH

## Re-video

In "Reverse Video" (April), my mind transformed a type 75452 integrated circuit into Z52.

Please make these corrections: After the subheading "Reverse Video" at the bottom of page 54, change all references from Z52 to Z41.

The plated through hole in the wiring layout also goes Z41, as does the arrow labeled "Video Mixing" in the schematic. If you followed the trace, you should have connected the wire correctly in spite of the labeling error.

My apologies to readers who may

have been confused by this, and let me remind readers that they are welcome to call me at home with questions or clarifications on any of my articles.

Dennis Kitsz  
Roxbury, VT

## DIR Overwrite

I ran into a problem following Mssrs. Butlers' instructions in their EDTASM on Disk article. Step 19 says, "Type Tapedisk," then gives instructions to respond to the "?" prompt.

Upon loading Tapedisk, however, my machine crashed into Debug, which was still in memory even though the Debug (off) command had been executed. The TRSDOS manual recommends typing DIR after Debug (off) to avoid this problem. Unfortunately the EDTASM has been moved by Program A to the overlay area of memory and is therefore overwritten by the DIR command.

Assuming the user's machine has 32K or more the fix is to move the EDTASM to memory starting at 8000H and retrieve it from there.

Only four changes are required:

```
In Program A line 00130 becomes 6583 110080 00130
LD DE,8000H ;Dest. Address
In Program B line 00120 becomes 7FF0 210080 00120
LD HL,8000H ;Source Address
Add step 18a. "Type DIR (enter)"
In step 20 the instructions to Tapedisk should be
F EDTASM/CMD:0 7FF0 9A40 7FF0 (enter)
```

Good luck with the new magazine, the first issue was excellent.

Wendell Kapustiak  
Downers Grove, IL

# THERE IS A DIFFERENCE IN TRS-80 DISK DRIVES CAPACITY

Expansion interface – gives your TRS-80 the disk capacity it needs, and much, much more!

10 to 40 MByte, 8" Winchester drive – expands capacity far beyond Model II storage.

Single sided minifloppy – up to 150 KBytes of storage capacity.

Single or double sided 8" floppies – up to 2.5 MBytes in dual drive cabinet – for the serious TRS-80 user.

**NOW: ALL DRIVES COMPATIBLE WITH MODEL II**

LOBO DRIVES' new family of disk memory products provides you with a choice of memory capacities you need to effectively execute the complex business software you've developed for your TRS-80\*. LOBO DRIVES' selection of readily available, software compatible drives permits you to expand your inventory, payroll, customer list, and accounts receivable files as your business grows.

And LOBO DRIVES brings you more... a new plug-in expansion interface that provides an easy way to add hardware enhancements, communications capability, and programmable features... and it comes with the LOBO DRIVES famous 1 year, 100% parts/labor warranty.

Call or write for the complete LOBO DRIVES story. Find out just how competitively priced a family of high capacity drives can be...



935 Camino Del Sur Goleta,  
California 93017.  
(805) 685-4546

"CAN YOU REALLY AFFORD  
TO PAY LESS?"

## Quantity discounts available – Dealer inquiries invited

Yes, I want to know more about LOBO Drives and what they can do for my TRS-80. Send me information on:

- |   |   |
|---|---|
| <input type="checkbox"/> 5 1/4-in. Floppy drive                             | <input type="checkbox"/> 8-in. Winchester hard disk, 10 Mbyte drive |
| <input type="checkbox"/> 8-in. Floppy drive<br>Single sided<br>Double sided | <input type="checkbox"/> Double density<br>expansion interface      |

Name \_\_\_\_\_

Company \_\_\_\_\_

Address \_\_\_\_\_

City \_\_\_\_\_ State \_\_\_\_\_ Zip \_\_\_\_\_

Phone No. \_\_\_\_\_

If dealer, provide resale no. \_\_\_\_\_

\*TRS-80 is a registered trademark of Radio Shack, a Tandy Company

# More for Less.

## Speed. Capacity. Price.

**The Vista V-80 mini disk system is 8 times faster than the TRS-80, 23% more storage capacity, and costs only \$395.**

Compare our performance to Radio Shack's TRS-80\*. Then match our price with theirs. Then decide which one is for you.

### Features

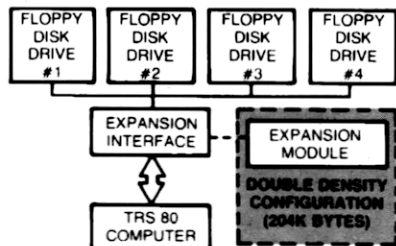
- Vista offers 102K bytes to Radio Shack's 89K. That's 13K more bytes per drive for Vista.
- The V-80 operates at 12ms versus 40ms for TRS-80. Our drive can operate at 5ms, but only 50% of TRS-80 will operate at that speed; therefore, Vista has purposely set the access time at 12ms.
- Totally compatible with all available disk operating systems.
- Upgraded system. Increased storage and speed patch supplied at no charge by Vista.
- Drives are interchangeable for any location from Drive 0—thru Drive 3.
- Immediate Delivery.
- **120 Day Warranty**

### Prices:

Single Drive System .....\$395  
Two Drive System .....\$770  
Four Drive System .....\$1450

\*TRS-80 is a registered trademark of Radio Shack, a Tandy Company

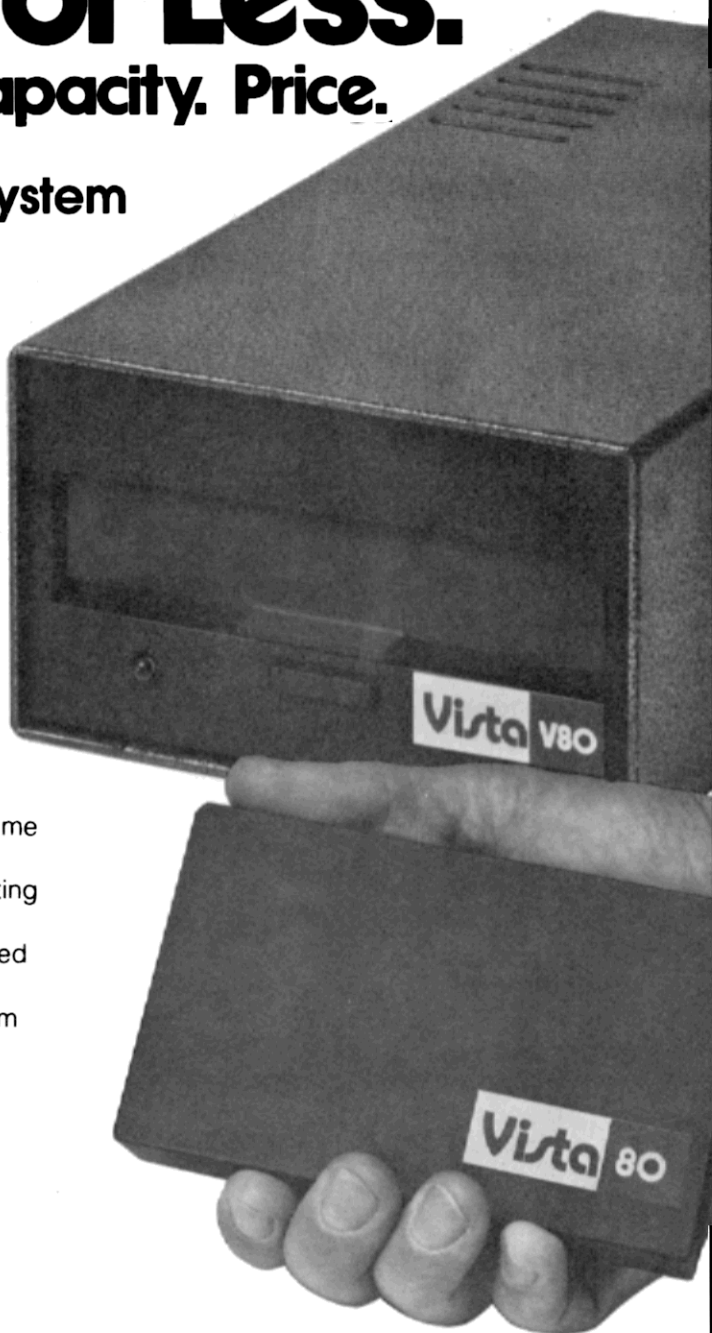
### TYPICAL CONFIGURATION



Single Density Configuration (102K Bytes)



The Vista Computer Company 1401 Borchard Street • Santa Ana, California 92705 • 714/953-0523



## Vista Expansion Module

The expansion Module provides a double density modification to your current Radio Shack interface that allows you to format diskettes in either single or double density. In double density format, your Vista Drive increases your storage capacity up to 204K bytes on a single 40-track drive.

To insure the highest performance possible, without compromise, we recommend that you use Vista disk drives in conjunction with our Expansion Module.\* For a demonstration on your system call **TOLL-FREE 800-854-8017**

**Price \$239.00** (includes all hardware and software)

\*Vista cannot guarantee Radio Shack drives to operate 100% in double density.

# Bigger Is Better.

## Expandable storage. Greater Versatility.

**The Vista Model II\* Disk Expansion System provides one, two or three drives, and adds up to 1.5 million bytes of storage.**

You say you want more disk storage, more programming versatility . . . at a reasonable price. Say no more. Our Vista Model II Disk Expansion System may be just the answer for you. Choose from 1, 2 or 3 drives, already mounted. Each additional disk drive will add about 1.5 million bytes of on-line storage to your system. Buy only what you need now. As your needs grow, you can continue to expand your capacity by adding another drive. It's that simple.

But the best part we've saved for last. The price. It's cheaper than Radio Shack, yet our Model II will do everything Radio Shack's expansion system can do. The only difference is our Model II will keep on working long after most others have stopped. That's why we are justifiably proud of our product's high reliability. And our **120-day warranty**. Actually, it's not hard to stand behind a product — that works — if you know what we mean.

\*Model II is a registered trademark of Radio Shack, a Tandy Corporation.



## COMPARE OUR INTRODUCTORY LOW PRICES

1-drive Expansion System . . . . .	\$1,000	3-drive Expansion System . . . . .	\$2,100
2-drive Expansion System . . . . .	\$1,550	Additional Drives Only . . . . .	\$ 525

**NO WAITING • IMMEDIATE DELIVERY.**

NAME _____	PLEASE <input checked="" type="checkbox"/> ONE:
ADDRESS _____	<input type="checkbox"/> CHECK OR MONEY ORDER <input type="checkbox"/> CREDIT CARD <input type="checkbox"/> C.O.D.
CITY _____ STATE _____ ZIP _____	PLEASE CHARGE MY CREDIT CARD: _____
TELEPHONE (____) _____	<input type="checkbox"/> MASTER CHARGE <input type="checkbox"/> BANK AMERICARD VISA
OPTIONAL	CARD NO. _____
COMPANY AFFILIATION _____	EXPIRATION DATE _____
TITLE _____	PRINT EXACT NAME OF CARD HOLDER _____
INTENDED APPLICATION _____	SIGNATURE _____

Item	Quantity	Price

Subtotal	_____
Calif. Res. add 6% sales tax	_____
Per-Unit Shipping and Handling	_____
(\$5.00 UPS - \$7.50 UPS Blue)	_____
Total	_____



The Vista Computer Company 1401 Borchard Street • Santa Ana, California 92705 • 714/953-0523 ✓ 65

# 80 NEWS

by Nancy Robertson

## VPI Hands-on Workshop



The chemistry department of the Virginia Polytechnic Institute and State University, Blacksburg, VA will be offering a workshop to teach users how to interface and use the TRS-80 in instrumentation and automation systems. The workshop will be held June 23-27.

The program will emphasize participation by students in designing interfacing and other hands-on learning.

For further information contact Dr. Linda Leffel at the Institute (703) 961-5241.

## News for VTOS Users

If you are currently running, or interested in running under the VTOS Operating System, Virtual Technology, Inc. Dallas, TX would like to bring up two patches:

1) In case you have not received Maintenance Release #2—(for sequential files), it is:  
PATCH SYS0/SYS.RVEJARAJ using—  
X'4744' = 00

2) In case you have not received Maintenance Release #3—(for variable length records), it is:  
PATCH SYS0/SYS.RVEFARAJ using—  
X'4864' = CD F0 4A  
X'4AF0' = DD 71 08 DD 75 0C DD 74 0D C9

In addition Virtual has three new products for the Radio Shack TRS-80 Model I level II

microcomputer system: the VTOS 3.1 Operating System, the VTOS 3.1 Reference Manual, and the VTOS 3.1 System Kernel.

VTOS 3.1 contains modifications to the FORMAT, BACKUP, and CHAIN utilities that provide better service for single drive users and improvements to the PATCH utility. New MEMORY and ALLOC commands yield faster memory and disk resource management.

Combined with these are keyboard and printer speed buffers which enable you to type-ahead of the system without missing keystrokes.

The VTOS 3.1 Reference Manual contains the detailed functioning of each command and also provides an insight into the theory of operation.

The VTOS 3.1 System Kernel contains all of the file maintenance facilities required by an assembly language program without operating system utilities. The VTOS 3.1 System Kernel is available to software vendors, under a license agreement, to be used as the distribution media for the vendor's own software.

Reader Service ✓ 179.

## Waltham MA

Anyone interested in learning more about the Exatron Stringy Floppy is invited to the first East Coast ESFOA workshop, Saturday, May 31 at Micro Communications, 80 Bacon St., Waltham MA. Units available for hands-on experience; refreshments available. Workshop will run from 10 to 6. Phone (617) 899-8111 for more details or directions.

## Centronics Walk-in Service

Centronics Data Computer Corporation of Hudson, NH will offer an option by September 1981 of 21 Centronics service centers in the U.S. where Centronics distributors, dealers and printer owners can return their machines to the local service center for repair or routine maintenance, rather than calling for a service "house-call".

Seven U.S. locations now have this service. They are located in Woburn, MA; Philadelphia, PA; Chicago, IL; Dallas, TX; Sunnyvale, CA; Costa Mesa, CA; and Hudson, NH.

The company's walk-in service will repair or replace a machine within five working days, with priority service available if needed. The walk-in service will save customers 30 percent on the regular Centronics service visit or contract.

## Data Base System

V. R. Data Corporation, Folcroft, PA, has announced a new Data Base System for the TRS-80. Customized records can contain up to 25 user-defined variable length fields and up to 250 characters per record.

The system maintains a dictionary of the fields and their characteristics and manipulates any record by its field name.

Field changes can be applied on individual fields or generically to the file. Records can also be linked into a logical "family" of records regardless of their physical location on the file or order of creation.

Reports can be printed in either horizontal or vertical formats.

This four program BASIC system requires a Model I with 48K, a minimum of two disk drives and a line printer. Programs are also available for Model II at 950 records per diskette.

Reader Service ✓ 161.

## Children's Computer Camp




Dr. Michael Zabinski, Professor at Fairfield University, will be directing an overnight summer camp in Moodus, CN for ages 10-17 where the main activity will be computers.

June 29 to July 4 small group instruction will be offered to campers on TRS-80 computers.

The recreational facilities of the Grand View Lodge include swimming and tennis.

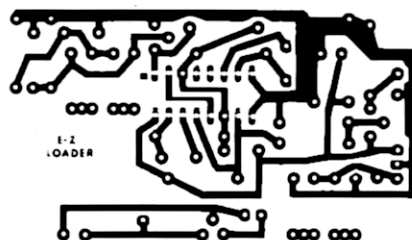
Contact Michael Zabinski, PhD. at 203-795-9069 or write Computer Camp, Grand View Lodge, Box 22, Moodus, CN 06469.



E-Z Loader Assembly

## Tape for Easy Loading

The E-Z Loader tape digitizer developed by Dave Miller and Paul Goetz accomplishes three tasks critical to reliable tape loading. It outputs constant level pulses, even if the input pulses are varied, facilitating playback. It eliminates double triggering by the computer on the same pulse, which facilitates loading outside tapes. It only "looks" for a pulse when one is supposed to be present, which helps prevent false triggering of the computer on noise pulses that may be on the tape.



E-Z Loader Circuit

Circuit boards and complete assembly instructions are available for \$6.00.

Reader Service ✓ 182.

## General Ledger System

The General Ledger System for the TRS-80 Model II is now available from Taranto and Associates, San Rafael, CA.

This system features unlimited inherent files, a year-to-year comparison on the income statement and the balance sheet, account transaction summary reports up to a full year and the automatic posting of retained earnings to user-defined accounts.

The company asks customers to fill out a questionnaire about their needs so that the system will fit specific business requirements.

The General Ledger System is available for \$249.95.

Reader Service ✓ 163

## Package Integrates Model II Applications

For the first time, a system is available for the TRS-80 Model II user that completely integrates application development all the way from a professional operating system through database management and documentation. The package, called the Advanced Application Development System, is being offered by the Software Firm, Inc., Denver, CO.

In use for several years on other Z-80 based systems, this development system has reduced average development time by over 50%. With the new package no modifications are required to the Model II.

Device independence is included in the design, which greatly expands the hardware options available for the Model II by providing for straightforward incorporation of devices that Radio Shack does not support, such as spinwriters, additional terminals, special keyboards, line printers, plotters, etc.

The package costs \$595 for the Operating System, Datamaster, Monitor, Basic and Script. Other components are individually priced.

Reader Service ✓ 171

## Reference for Educators

The *TRS-80 Microcomputer Sourcebook for Educators*, a comprehensive guide to the use of microcomputers as a medium and an object of instruction in the classroom, and as a tool for the school administration, is available free from Radio Shack.

The booklet briefly describes the use of the microcomputer in the classroom and provides guidelines for selecting a system based on potential applications, costs, service, reliability and courseware.

Reader Service ✓ 172

## From CP/M to CP/M 2

Lifeboat Associates, New York, NY, is now offering CP/M 2.0 for TRS-80 Model II computers. It makes it possible to run the existing CP/M programs for business accounting, word processing, scientific and special application programming on the new TRS-80 Model II.

The entire system with complete documentation costs \$170.

Reader Service ✓ 167

## Model II Compilers Developed by Microsoft

Microsoft, Bellevue, WA, is announcing TRSDOS-compatible versions of their COBOL and BASIC compilers for the TRS-80 Model II. The company is the author of Radio Shack's BASICS, and complete line of system software for 8080, Z80 and the new 16-bit microprocessors.

The COBOL-80 compiler is an ANSI-74 implementation of COBOL, featuring complete interactive screen handling capability using ACCEPT and DISPLAY and has indexed and relative files. The BASIC compiler produces highly optimized object code that runs 3-10 times faster than interpreted BASIC programs and is also available in a version for the TRS-80 Model I computer.

The BASIC compiler is priced at \$395; the COBOL-80 at \$750.

Reader Service ✓ 165

## TRS-80 Leasing Available

Radio Shack has announced that it is now possible to lease a TRS-80 Model II. A&A Financial Corporation is offering a 36-month lease, preceded by a 90-day warranty period.


According to Vice President Richard W. Cree, of A&A Financial, "The true lease allows the customer to pay only for the use of the equipment. Payments do not apply towards ownership of the system, and customers have no obligation to buy at the end of the lease term."

Further information on leasing a TRS-80 Model II is available from participating Radio Shack stores and dealers, and Radio Shack Computer Centers, and from A&A Financial Corporation, Fort Worth, TX 76102.

## New Numeric Key Pad

Microcomputer Technology Inc., Westminster, CA, has announced a 16-key numerical key pad kit for the TRS-80. Keys include 0 thru 9, (-), (/), (.), backspace and enter key.

Reader Service ✓ 184



Numerical Key Pad Kit

## TRS-80 Converts to Duplex ASCII Terminal

Percom Data Company, Garland, TX, has a program available which will allow a TRS-80 computer to be used as a full duplex ASCII terminal.

The program, called TERM80 is written in Level II BASIC, and loads a machine language program for terminal operation. It is available on minidiskette with user instructions for \$24.95.

Reader Service ✓ 166

## Model II Word Processor

WordMagic II, by CalData Systems, San Diego, CA, is a word processor designed specifically for the TRS-80 Model II. It has total TRS-80 file compatibility, full cursor control, full edit capability, paging, printing, centering, automatic generation of a table of contents, etc.

CalData Systems is asking \$100 for the word processor with its manual. The manual is available separately for \$100.

Reader Service ✓ 178

## Video Screen Filters

An optical filter that eliminates the glare on video screens and extends the life of CRT tubes is available from Sun-Flex Co. Inc., San Rafael, CA. There is no loss of resolution and the entire video display remains in view once the filter is in place.

The price of the filter is \$22.50.

Reader Service ✓ 181



Sun-Flex Video Filter

## Spikes & Hash Reduced

Electronic Specialists' Inc., Natick, MA, announced Super Isolator to curb electrical problems such as power line spikes, surges, noises and hash. The device is intended to prevent

problems with crashes, memory loss and glitches.

The Super Isolator Model ISO-3 sells for \$85.95.

Reader Service ✓ 183



Electronic Isolator that Cuts Hash

## 10 Additional Megabytes

Lobo Drives, Int., Goleta, CA, has three new 10 Megabyte Winchester technology hard disk memory systems; one each for the TRS-80, Apple and the S-100.

The Lobo Model 7710 T, A, S provides a way to add 10 Megabytes of high speed mass storage.

Quantity prices begin at \$4995 with volume discounts available to dealers.

Reader Service ✓ 176

## Program to Correct Cassette Volume Levels

The Verifier, a program available from Wolf and Associates, La Crescenta, CA, is designed to correct volume level for loading a pre-recorded cassette, to indicate the correct volume for playback on cassettes you tape yourself and to test the quality of a blank cassette.

Wolf and Associates are selling this package for \$14.95.

Reader Service ✓ 173

## Keyed Access and Spooling Facility

Two new packages by Automated Resource Management Inc., Irvine, CA, are on the market.

KFS-80 is a subroutine which can be incorporated in an application program to provide keyed and sequential access to multiple files within the TRSDOS. The package also includes a utility program for file maintenance and a demonstration program. This disk package costs \$49.95.

LPSPool, a two-disk package, is a line

printer spooling facility for the TRS-80 Model I. It permits concurrent printing in the foreground while normal TRSDOS operation continues in the background. Automated Resource Management Inc. is charging \$39.95 for LPSPool in either the 32K or 48K version.

Reader Service ✓ 175

## Aids for Data Entry

The Universal Data Entry System, by the Software Store, Marquette, MI, aids operators of CP/M systems in efficient and accurate data entry. Features include validation procedures to improve data quality and duplication of field items to eliminate repetitive entries.

The two program system is priced at \$195.

Reader Service ✓ 177

## MOD II Software

Small Business Systems Group has converted its most successful TRS-80 MOD I software programs for use on the TRS-80 MOD II system.

Accounts Payable, Accounts Receivable, General Ledger, Payroll and Dental Billing are available for the one disk user. For the two disk user, we have A/R coordinated to GL, A/P coordinated to GL, and Payroll coordinated to GL, and an expanded Dental Billing.

Reader Service ✓ 160

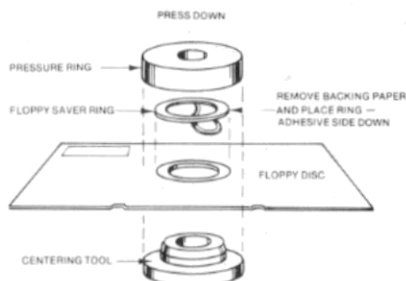
## Floppy Saver

Floppy Saver, a reinforcing ring designed to lengthen the life of mini-disks, prevents damage to the center hole by the clamping hub and rotating spindle. Such damage can cause loss of the data and the disk.

Floppy Saver is made a 7-mil (.007) mylar with paper-protected super adhesive backing. The rings are punched on a special steel die with a tolerance not exceeding .0005 inches. The Floppy Saver is installed with the special tool provided and in many cases can resurrect damaged mini-disks.

Floppy Saver is available from Tri-Star Corporation, Grand Junction, CO in a kit of 25 rings for \$14.95.

Reader Service ✓ 169.



Rings for Floppy Saving

# MICROSOFT AND TRS-80™ MODEL II. RUNNING THE SHOW.

TRS-80 Model II is designed for professional business applications. Your ultimate goal for your Model II is probably a fast, turnkey system that's easy to use and easy to expand. To get there you need dependable, flexible system software to write the programs that run the whole show.

Microsoft's COBOL-80 and BASIC compilers are now available in versions fully compatible with Model II TRSDOS. You can have either of these universally popular programming languages plus all the advantages of a compiler: faster execution times, compact executable code, security for your programs.


With Microsoft's compiled languages you get a complete program development system, including our standard MACRO-80 Assembler and LINK-80 Linking Loader. Your compiled programs are relocatable modules that can be linked to each other or to Z80 assembly language subroutines.

## COBOL-80 Compiler

Microsoft's COBOL-80 is an ANSI-74 standard COBOL that supports such advanced data manipulation verbs as COMPUTE, INSPECT, STRING, UNSTRING, and SEARCH. Plus three-dimensional arrays, full COPY facility, compound and abbreviated conditions, and an optional packed decimal format that saves on mass storage by as much as 40%. In addition to Sequential and Relative files, COBOL provides Indexed files, allowing records to be retrieved with a user-specified key instead of a record number.

**Interactive Screen Handling** Most business applications require machine interaction, formatted screen displays, and the ability to insert and delete information as the machine prompts the user. The COBOL ACCEPT/ DISPLAY verbs are implemented for this purpose—to DISPLAY formatted screens and ACCEPT operator input.

**CHAIN and Segmentation** Ideal for menu-driven application programs is COBOL-80's CHAIN feature. With



COBOL-80 formatted screen display

CHAIN, control is transferred from the menu program to any executable module as specified at runtime. COBOL-80 also supports Segmentation to make maximum use of memory when large programs are executing.

## BASIC Compiler

The Microsoft BASIC Compiler has the fastest execution times of any BASIC available. It is language compatible with the Model II's interpreter so you can write and test your programs using the interpreter, then compile them for secure storage and efficient execution.

**New BASIC Features** In addition to those language features provided with the interpreter, the BASIC compiler supports all the latest features of Microsoft BASIC 5.1: WHILE conditional statement, CALL, long variable names, and ANSI compatibility. Plus the compiler has double precision transcendental functions (SIN, COS, TAN, ATN, LOG, EXP, SQRT).

**Secure** Besides being an indispensable system software tool for developing your own utilities and application programs, the BASIC compiler is ideal for producing programs for resale. The machine code for any application program may be placed on a diskette, ROM, or other media, but the BASIC source program need not be distributed. Thus the original application program is protected from unauthorized alteration.

```

110. I = 4*J; K = (4*J-1) AND 8;HOFD
**0025' L00110: LD HL,J%
**0026' ADD HL,HL
**0027' ADD HL,HL
**0028' LD HL,0%
**0029' DEC HL
**0030' LD A,L
**0031' AND FD
**0032' LD A,A
**0033' AND OF
**0034' LD H,A
**0035' LD (K%),HL

```

BASIC compiler object code listing

**Optimized Machine Code** Compiled BASIC programs are fast and compact due to extensive optimizations performed during compilation:

1. Expressions are reordered to minimize temporary storage and eliminate common subexpressions
2. Constants are folded wherever possible
3. Peephole optimizations are performed
4. The code generator is template-driven, allowing optimal sequences to be generated for the most commonly used operations
5. String operations and garbage collection are extremely fast

Get Microsoft BASIC Compiler or Microsoft COBOL-80 and get serious with your Model II. After all, who's running this show?

Prices for COBOL-80 and BASIC Compiler include the MACRO-80 Assembler and LINK-80 Linking Loader and all documentation. Documentation purchased separately, \$20.

COBOL-80	\$750.
BASIC Compiler	\$395.

**For TRS-80 Model I software, contact Microsoft Consumer Products.**

## MICROSOFT

10800 NE 8th  
Suite 819  
Bellevue, WA 98004  
(206) 455-8080  
Telex 328945



We set the standard.

# Languages

by Jim Perry  
80 Staff

New languages are appearing every month for the TRS-80. Why? Very simply because the built-in BASIC is not really the best language for anything—except learning about computers!

BASIC was developed in the early sixties at Dartmouth College. The name is an acronym for **B**eginners **A**ll **P**urpose **S**ymbolic **I**nstruction **C**ode. It was designed to be a simple language, easy to understand and learn, but was never intended to be a working programmer's tool.

Because virtually every microcomputer designed in the past five years has used BASIC of some sort or another, it has achieved amazing popularity. Probably 90 percent of the people introduced to computers have started with BASIC. But as one programmer was heard to say, after finishing an elaborate software package in BASIC, "Programming in BASIC is like hitting your head against a brick wall, it's great . . . when you stop."

So, what other languages are available, and why are they better? Last things first. What have the other languages got going for them that BASIC lacks? Read on and discover the amazing world of compilers.

## Sugar and Spice

It's not what computer languages are made from; they are, in fact, special computer programs, written in the most elemental computer language, machine language. The purpose of any computer language is to act as an interface between a B.P.U. (Bionic Processing Unit) and a C.P.U. (Central Processing Unit). Most people have a B.P.U. that is capable of expressing 12,000 words, and some have been known to

handle up to 35,000 (Mr. Einstein was in that category).

Most C.P.U.s are only able to deal with a hundred or so words. The language program acts as a filter between these two extremes.

Obviously, the more words that a computer language program can understand, the easier it is to talk to it.

BASIC has repertoire of about 100 words, all of which are recognized by the BASIC interpreter. In operation the interpreter examines all the words you care to feed it line by line and word by word. As it recognizes a word, it selects an appropriate set of machine code instructions that do what the word says to do, and then tells the C.P.U. to follow the instructions.

After the C.P.U. has finished its task, it returns to the interpreter for the next set of instructions. The interpreter then looks at the next word. The entire process takes a very long time. The moral of the story: If you need to get results in a hurry, don't use an interpreter.

Languages such as Fortran (from Formula Transactor, originally developed by I.B.M. in the fifties), are not interpreted in the manner just described, but are compiled.

A compiler program is not as easy to use as an interpreter, but it is usually 10 to 20 times faster. After the program is entered into the computer, the compiler is run, converting all the words it recognizes into machine code routines. The result is an object code. The object code is the final program. It is very compressed, and there is no stopping and starting while things are checked out by an interpreter.

The main hassle with this technique is getting all the bugs out. More obvious errors are picked up by the compiler, but if the object code is faulty you have to fix the source and compile again. Compilers also require a lot more memory than interpreters.

The structure of Fortran is still similar to BASIC; to some extent, BASIC was designed with advancement to Fortran in mind. Fortran shares a serious drawback—it is very difficult to read a long program and understand it. With a few GOTO23456s and GOSUB4563s to hide the trail, the logical flow of a program becomes about as clear as mud. Both languages were designed before the concept of structured programming had been fully developed.

## Other Options

Languages such as C and Pascal have been designed with structured programming very much in mind. With these languages, you call routines by name and define your own words where needed. With power like this you are encouraged to write readable programs: IF DOOROPEN THEN CLOSEDOOR is an example of a self-explanatory program line.

If you can't face the thought of learning assembly language but still want extra speed in your BASIC programs, then Infinite BASIC from RACET computes may be useful. With this system you have a selection of efficient subroutines from which to choose. Infinite BASIC modules are loaded as subroutines that can be called from a BASIC program. For a graphics program you can select various subroutines and draw lines or scroll the screen at will. The modules are available to perform a hundred separate functions, all in assembly language. They are extremely fast. With powerful additions such as this, the usefulness of BASIC can be greatly extended.

In this issue of *80 Microcomputing*, there are reviews of tiny Pascal, Level III and a program for creating your own compiler (written in BASIC). In future issues we will have reviews and explanations of all the other TRS-80 compatible languages that are on the market. Remember, BASIC is just the beginning! ■


## IF YOU CAN READ, YOU CAN WRITE !

80 is mainly written by people like you, not an elite group of intellectuals. A lot of the readers think that it is difficult to write, but it is remarkably easy if you sit down and try. Other budding authors think that rejection slips are the rule, at 80 we accept about 70% of all submissions. There is a lot to be said for creative writing, including FAME & a small FORTUNE. There is even a helpful leaflet, "How to write for 80," available on request. So why not drop us a line and ask if we would like to see your article idea written up, it can't hurt to ask.

Send all correspondence to Jim Perry, Managing Editor, 80 Microcomputing, 80 Magazine Street, Peterborough, NH 03458.

# Poor Man's Floppy

HIGH SPEED CASSETTE SYSTEM



Now the widely acclaimed JPC Cassette System is available for your TRS-80\* computer. The price is only \$69.95.

FOR TRS-80\*

The TRS-80\* is undoubtedly one of the best small computers around. But its cassette recording system can be very frustrating, particularly if you can't read an important cassette. And getting the volume control set just right is really a pain. Waiting 45 seconds to load "Blackjack" is no fun either.

JPC Products Company has developed an improved cassette system that uses your present cassette recorder but loads programs 5 TIMES faster, with much better reliability.

The original JPC cassette interface is the TC-3, which was developed 2 years ago for the M6800 computers. It has been very successful, as you can see from the magazine and owner comments below. Now we have a similar unit for the TRS-80\*. At \$69.95 plus shipping the TC-8 is a real value.

## PRAISED IN REVIEWS

"The JPC Products Model TC-3 cassette interface provides a VERY RELIABLE means of saving programs and data to tape . . . both fast and reliable. The TC-3 is very convenient to use. The hardware is excellent . . . The TC-3 is rated AAA because it is an excellent low cost alternative to a floppy disk system for the person on a tight budget."

Product Review  
68' Micro Journal  
June 1979

## OWNERS LOVE IT

"I love your interface. I have recommended it to all."

D.O. (Florida)

"Excellent! A poor man's floppy. Thanks."

F.B. (Quebec)

"It is great. I can't believe it's so fast."

E.T. (Arkansas)

"Great! Fast! Reliable! Worked first time!"

C.Z. (New York)

"It is the answer to my prayers!"

S.S. (New York)

"The best through-the-mail device I have ever purchased."

J.P. (Florida)

"I'm glad I bought this kit. Worked first time. Never one bad load." R.M. (New York)

"The first kit I have ever built that worked the first time without any adjustment or trouble-shooting."

F.L. (Colorado)



## INEXPENSIVE MEDIA

The TC-8 and your present cassette recorder will allow you to store 50,000 Bytes on a standard 10 minute cassette. Or 300,000 Bytes on a standard 60 minute cassette. At a cost of \$1 to \$3. Our C-10 data cassettes sell for \$1.39 with a money-back guarantee.

## PLUG IT IN

The TC-8 plugs into the expansion connector on the back of the keyboard and does its thing 5 TIMES FASTER! Less than ONE BAD LOAD in a MILLION BYTES! With the VOLUME CONTROL ANYWHERE BETWEEN 1 AND 8.

If you prefer you can leave the existing recorder connected normally and add a second one for the TC-8.

## THERE'S A CATCH

The TC-8 magic is mostly done in software. So you have to load a small program into the upper seven hundred bytes of memory. It is usually out of the way there. We provide the software on a cassette that comes with the TC-8. Just load it in.

\*TRADEMARK OF TANDY CORPORATION

## YOU CAN BUILD IT

The TC-8 is available as a kit for \$69.95 plus shipping. It is very easy to build. It should only take you an hour or so. Even if you have never built a kit before, you can build the TC-8.

If you can get toothpaste on a toothbrush, you can learn to solder. Our instruction manual will show you how.

## "CAN'T FAIL" GUARANTEE

If you build the TC-8 and for any reason it doesn't work, we will make it work at NO COST. All you have to pay is the shipping. We guarantee it.

## WE WILL BUILD IT

The TC-8 is available fully assembled for \$99.95 plus shipping. We ship assembled units 3 weeks after we receive your order. But truthfully, with our "CAN'T FAIL" guarantee, we don't understand why you wouldn't rather do it yourself.

## ORDER NOW

To order your TC-8 kit, send your check or money order for \$69.95 plus \$3.50 postage and handling to JPC PRODUCTS CO., 12021 Paisano Ct., Albuquerque, NM 87112 (New Mexico residents add 4% sales tax). Credit card orders accepted by phone or mail. Personal checks will delay shipment. We will otherwise immediately ship you the TC-8 kit, the cabinet, the ribbon cable, the power adapter, an instruction manual, and a cassette containing the software.

At the present time, the only version of the TC-8 available is for 16K LEVEL II SYSTEMS.



✓190

JPC PRODUCTS CO.  
Phone (505) 294-4623  
12021 Paisano Ct.  
Albuquerque, N.M. 87112

## Two versions of a "stripped down" Pascal for your 80.

# Pascal I & II

Fred Monsour  
309 Camellia Drive  
Charlottesville, VA 22903

**H**as programming in BASIC lost its challenge? Are you ready to try something new, but without the headaches of assembly language?

If you haven't considered Pascal, now is the time. There are at least three Pascal software packages available. The first release from the FMG Corporation is a powerful tool, but its price, \$150 for the complete system—\$100 without its assembler, linker and library—is steep for those who are merely curious.

Even more restrictive is FMG's 48K RAM requirement and at least two disk drives.

The other two systems are People's Pascal I and People's Pascal II, both marketed through the Computer Information Exchange, Inc. (Box 158, San Luis Rey, CA 92068), and somewhat more affordable at \$15 and \$23. Though only a subset of full Pascal (these systems are to Pascal what Tiny BASIC is to Level II), there's enough to be interesting, fun and perhaps even useful.

To use People's Pascal: load the editor/compiler and either type in or load from tape a program; compile P-code; optionally run and debug the program using the interpreter; translate P-code to Z80 code; load run-time system; optionally load T-BUG (not supplied) and save Z80 code and run-time routines on tape; run program.

### Editor/Compiler

Depending on line length, the editor/compiler can handle 50 to 200 lines of Pascal source text at a time. Larger files can be created, edited and compiled by saving portions of the large file on tape as the text buffer is filled. Source text of indefinite length can be handled in this

way since the compiler alternately reads from the source tape and writes to the object (P-code) tape.

All actions required of the user are prompted. The compiler is set up for use with one cassette recorder, but it can be easily modified to work with two (see Example 1). This eliminates having to switch source and object tapes back and forth manually during compilation. Editor/compiler commands are:

**F(ree):** Give number of bytes left in text buffer.  
**L(ist):** List line(s) of text on screen.  
**P(rint):** List line(s) of text on printer.  
**D(elete):** Delete line(s) of text from buffer.  
**N(umber):** Renumber lines of text.  
**R(end):** Read block(s) of text from tape.  
**W(rite):** Write line(s) of text to tape.  
**E(of):** Write end-of-file mark to tape.  
**C(ompile):** Compile program in text buffer.

As the compiler reads the source code from the text buffer and/or cassette files, it produces an intermediate code, called P-code, which is later translated into Z80 machine code. During compilation the source and object code are displayed on the video monitor, and the object code is written to tape.

Compiler options include output to line printer and compilation without generation of an object file. The latter is used to quickly check for syntax errors before the object code is written to tape. If an error is found the compiler not only gives a message, but points to the faulty section.

Line 193: Change PRINT #1 to PRINT #2  
Line 234: Change "WRITE CAS1"  
to "WRITE CAS2"  
Line 235: Change PRINT #1 to PRINT #2

*Example 1. Modifications to editor/compiler to allow using two cassette recorders.*

### P-code Interpreter

Once the compiled P-code is on tape, it can be either translated into Z80 code or executed via the interpreter which, like the editor/compiler and the translator, is written in BASIC. While the interpreter is extremely slow because of its double level of interpretation (P-code to BASIC to Z80 code), this effect is useful for debugging a program.

In addition, commands are provided for controlling and analyzing program execution. These are:

**R:** Run program  
**S:** Single-step execution of program.  
**G:** Go to and execute next program instruction.  
**X:** Display counters, registers and pointers.  
**T:** Trace through last few P-codes executed.  
**K:** Display specified stack locations.  
**B:** Set breakpoint(s).  
**C:** Clear all breakpoints.  
**Y:** Display all breakpoint locations.  
**E:** Examine specified P-code locations.  
**N:** Examine next P-code location.  
**U:** Examine previous P-code location.  
**Q:** Quit interpreter.

While understanding the workings of the Pascal P-machine is necessary to use some of these commands properly, the interpreter can still be of value without knowledge of the P-machine's complexities.

Once you're satisfied that the P-code is correct, with or without debugging on the interpreter, the translator then gives your program its final form—Z80 code. After a short initialization dialogue, the translator reads the P-code from tape and begins the conversion. The P-codes and corresponding Z80 codes will be optionally listed on the video monitor and/or the printer.

At the end of translation, the start and end addresses of the Z80 code and the Z80/P-code ratio are displayed. One nice feature of the translator is that conversion can be customized for speed or for size. A program at optimal speed runs about twice as fast and requires

UPI  
PASCAL  
FORTRAN



APL  
STOCK  
QUOTES

## TRS-80™ Super Version #1

Why limit yourself to Radio Shack® BASIC or spend hundreds of dollars on new programs and languages?

Through the phone lines, your TRS-80™ becomes a sophisticated and powerful computer. Access new languages, make vital decisions based on stock quote, earn money selling those top notch programs you write.

Two services, MicroNet™ and The Source™ open the world to the 80 user. Pick the group for your needs or both!!

MicroNet	
Hookup .....	\$9.00
Per hour .....	\$5.00
The Source	
Hookup .....	\$100.00
Per hour .....	\$ 2.75

These charges are billed to your Master Charge or VISA.

Houston Micro Computer Technologies, Inc. offers you three packages to choose from:

Package I (ST80III, Accoustic Modem, RS232C) with:	
MicroNet .....	\$460.
The Source .....	\$540.
Both .....	\$545.

Package II (ST80I, Accoustic Modem, RS232C) with:	
MicroNet .....	\$400.
The Source .....	\$480.
Both .....	\$485.

Package III for Mod II (HMCTERM, Accoustic Modem, Cable)	
MicroNet .....	\$500.
The Source .....	\$580.
Both .....	\$585.

ST-80 I (\$25.00)	ST-80 II (\$85.00)	ST-80 III (\$150.00)	HMCTERM (\$200.00)
Set Serial Board from Keyboard	Dump Memory to Disk	Help Command	Converts TRS-80 Model II to Complete Intelligent Terminal for Processing with Major Mainframes
Auto Line Feed	Allow Lower Case Letters	Auto Answer Auto Originate	
Line Printer on	Transmit Auto Logon	Switch Status	
	Transmit Buffer to Serial: Out Port	Warm Program Restart	
	Serial: Into Memory	Job Log	

To order by phone or for local dealer information call: **713/661-2005**

Texas residents add 6% sales tax • MasterCharge • Visa

### HOUSTON MICRO-COMPUTER TECHNOLOGIES, INC.

Home and Business Computer Specialists

5313 BISSONNET • BELLAIRE • TEXAS • 77401 • 713/661-2005

Dealer inquiries invited.

```

(* UNLIMITED PRECISION DIVISION IN PASCAL *)
(* AFTER A BASIC PROGRAM BY JEF RASKIN, BYTE, FEB '79 *)
CONST DECIMALPOINT = 46 (* ASCII VALUE *);
VAR DIVDEND, DIVISOR, QUOTIENT, PRECISION: INTEGER;
BEGIN;
  READ (DIVDEND#, DIVISOR#, PRECISION#);
  QUOTIENT := DIVDEND DIV DIVISOR;
  WRITE (QUOTIENT =, DECIMALPOINT);
  REPEAT;
    DIVDEND := (DIVDEND - QUOTIENT * DIVISOR) * 10;
    QUOTIENT := DIVDEND DIV DIVISOR;
    WRITE (QUOTIENT#);
    PRECISION := PRECISION - 1;
  UNTIL PRECISION = 0;
END.

```

*Program Listing 1: Pascal program demonstrating unlimited precision division.*

about twice as much memory as one designed for size. In a 16K system, roughly 9.5K bytes of Z80 code can be accommodated.

### Run-time Routines

Okay, now you have the final product, right? Not exactly.

Have you included keyboard scanning, video output, 16 bit arithmetic routines, etc., in your Pascal program? No? Well don't despair. The authors of People's Pascal I have taken care of them for you. All you have to do is load these run-time routines from tape via the Level II SYSTEM command. They, too, are written in assembly language for easy modification.

When the run-time routines (about 1.4K bytes) are loaded the program is ready to go. Before you run it, however, it's a good idea to save a copy of the program/run-time system on tape. This is easily done using T-BUG or any similar monitor. The final product can then be loaded and run without any other Pascal I soft-

ware present.

In fact, by modifying two calls to Level II character input and output routines, the program should be compatible with any other Z80 microcomputer (assuming RAM is available in the correct locations).

### People's Pascal II

People's Pascal II consists of three sections: the Monitor, which includes the run-time routines and P-code interpreter; the editor, which is used to enter and modify Tiny Pascal source code; and the compiler, which creates P-code from source.

The three are loaded and used as one program via the Level II SYSTEM command, making Pascal II quicker and easier to use. There are actually two versions provided—one for 16K TRS-80s and one for 32K or more. Except for a potentially larger symbol table in the second version, they are essentially the same.

After loading the 16K or 32K version with

the SYSTEM command, type "" (Enter)"; the monitor will respond with a sign-on message and a period, which is its command prompt. Monitor commands are:

E: Enter new source file or edit old one.  
 C: Compile source file into P-code.  
 C/-P: Compile but don't generate P-code (for syntax check).  
 C/-S: Compile; OK to overwrite source if object size requires.  
 R: Run compiled program.  
 R/-C: Run program; overwrite Editor & Compiler if necessary.  
 LS<filename>: Load source from cassette.  
 LP<filename>: Load P-code from cassette.  
 WS<filename>: Write source file to cassette.  
 WP<filename>: Write P-code file to cassette.

The editor does not use line numbers, but maintains a pointer to the current line on which the editing commands operate. These commands list to video monitor; scroll up or down; delete; insert; replace and extend one or more lines. A maximum of 600 lines of text is permitted, each no longer than 130 characters.

Once the Pascal source code is complete, return to the monitor, type "C" and watch your video screen. The text is listed as it is compiled—about one line per second. Syntax errors generate a code number and an automatic return to the monitor.

Before running the program, you may want to save the source file on tape as insurance against software explosions. After it runs to your satisfaction you can save the P-code, which will load and execute without compilation.

If you have at least 36K of RAM you can compile or modify the Pascal source code.


### Tiny Pascal Language

Tiny Pascal handles only two data types—integers and one-dimensional integer arrays. This

*Continue to 42*

## WHY LOWERCASE?

Unfortunately,



Wouldn't you like access to YOUR entire typeset? Level II Basic converts lowercase command words into UPPERCASE. All characters contained between quotes remain as typed, but the software in an unconverted TRS-80 allows UPPERCASE display only! This software shortcut allowed Tandy to omit one video memory chip. This chip must be added and the video software repaired before the display of dualcase is possible.

converting your TRS-80 requires installing the video memory chip plus wiring changes. There is only one modification on the market which eliminates most of the wiring. To get the dualcase mod installed you have three choices: 1) Send your computer to a company or individual who will do the wiring, 2) do it yourself, or 3) "THE PATCH" (trade mark).

To make choices 1 & 2 operate requires using software overhead in the form of a "driver". This takes 30 bytes, unless you want a "normal" shift to UPPERCASE keyboard. That takes upwards of 60 more bytes. Software oriented mods have three more disadvantages: 1) They reside in program memory, eating program space which you could be using, 2) other machine language programs are unusable if they are loaded against the top of memory, or 3) the "driver" software MUST be loaded every time you power-up, or the "MEMORY SIZE?" appears due to program bomb. Choice number three suffers from NONE of the software overhead problems. We call it "THE PATCH" and it's new for the 80's!

"THE PATCH", a small electronic module which plugs into the unused ROM socket on Level II machines, makes necessary software changes to ROM supporting lowercase, an optional block cursor, & extra keyboard debounce. Electronically means NO software overhead. Your computer displays lowercase instantly upon power-up, and the keyboard operates in "normal" typewriter fashion.

"THE PATCH" is completely compatible with your TRS-80 since it is the first, and only, TRS-80 lowercase system designed that flawlessly mates with the computer as a unit, not just a special program package.

"THE PATCH" is also the only modification of any kind which can have extra options and updates factory installed for 5 to 10 dollars per option, as they are available. Same day turnaround.

Order yours today to avoid extra delay. Send \$59.97 + 2.50 for S&H to: CEDDAT "THE PATCH" / Box 8963 / Moscow, ID 83843.

THE PATCH is a trademark of CEDDAT, Inc.

✓ 195



# the electric pencil II™

©1980 Michael Shroyer

is now available  
for the TRS-80 Model II\* Computer

Standard Printer Version \$275


SERIAL DIABLO, QUME and NEC Printer versions \$300

## Features

- CP/M compatible only
- Supports four disk drives
- Dynamic print formatting
- DIABLO and NEC printer packages
- Multi-column formatting in one pass
- Print value chaining
- Page-at-a-time scrolling
- Bidirectional multispeed scrolling controls
- Subsystem with print value scoreboard
- Automatic word and record number tally
- Full margin control
- End-of-page control
- Non-printing text commenting
- Line and paragraph indentation
- Centering
- Underlining
- Bold face

The Electric Pencil II is a *Character Oriented Word Processing System*. This means that text is entered as a string of continuous characters and is manipulated as such. This allows the user enormous freedom and ease in the movement and handling of text. Since line endings are never delineated, any number of characters, words, lines or paragraph may be inserted or deleted anywhere in the text. The entirety of the text shifts and opens up or closes as needed in full view of the user. The typing of carriage returns or word hyphenations is not required since lines of text are formatted automatically.

As text is typed and the end of the line is reached, a partially completed word is shifted to the beginning of the following line. Whenever text is inserted or deleted, existing text is pushed down or pulled up in a wrap around fashion. Everything appears on the video display as it occurs, which eliminates guesswork. Text may be reviewed at will by variable speed scrolling both in the forward and reverse direction. By using the search or search and replace functions, any string of characters may be located and/or replaced with any other string of characters as desired.



\*TRS-80 is a product of Radio Shack,  
Div. of Tandy Corporation.

***Demand a demo from your dealer!***

**m  
ss**

MICHAEL SHROYER SOFTWARE, INC.  
1198 Los Robles Dr.  
Palm Springs, CA. 92262  
(714) 323-1400

is its greatest limitation. However, these constraints can be overcome, as users of Tiny BASIC and integer FORTH may have found. One very simple example is given in Program Listing 1.

Valid Tiny Pascal statements include: assignment of variables and constants; definition of procedures and functions; conditionals (IF ... THEN ... ELSE, CASE); repetitives (WHILE ... DO, REPEAT ... UNTIL, FOR ... TO ... DO, FOR ... DOWNT ... DO); READ; WRITE; compound statements of any of the above.

Not provided are label definition, GOTO, READLN and WRITELN. Procedure and function parameters are passed only by value. There is no record or file-handling capability.

Additional features access memory (like BASIC's PEEK and POKE), use machine language code (like USR or CALL) and allow hexadecimal constants, "else" branches on CASE statements, logical operations and printing (but not manipulation) of character strings.

Pascal I permits one compiler directive, \$INCL. When encountered in a Pascal source text, it instructs the compiler to read a source file from tape and insert it into the text at that point. A library of procedures and functions can be developed and reused in this way. In fact, the authors of Pascal I provide the foundation for such a library: PASLIB. It contains the routines SET (for graphics), AT (for cursor positioning) and RND (for random number generation).

Pascal II also has several extra features, all built into its compiler:

ABS (X): Absolute value of x.  
SQR (X): Square of X.  
INP (X): Value of input port X.  
OUTP (X,A): Outputs A to port X.  
INKEY: As used in Level II BASIC.

PLOT (X,Y,A): Turns graphics point at X,Y on if A odd, off if A even.  
POINT (X,Y): Returns 1 if point at X,Y on, 0 if off.  
MOVE (B,A,N): Moves memory block of N bytes from A to B.

#### Conclusion

Pascal I and II each has its own merits and shortcomings. Pascal I offers greater versatility when creating source code. It has error messages and a pointer rather than code numbers, output to printer, an interpreter and the \$INCL directive.

On the other hand, Pascal I requires the loading of at least three fairly long programs from cassette and runs slowly since it's in BASIC. It can't be put on disk because the PEEKS and POKES conflict with DOS BASIC.

Pascal II, however, can be, via NEWDOS' LMOFFSET or something similar (TRSDOS users see Allan J. Domuret's articles in *Microcomputing* (Oct. & Nov. 1979).

Pascal I has the RND and AT functions; Pascal II has ABS, SQR, INP, OUTP, INKEY, POINT, and MOVE. Each of these can

be created in Pascal or through a machine language call if necessary, but it takes a bit of work.

Since each system has certain advantages, it would be nice to use both for programming. Unfortunately, the source and P-code tape format of each system is incompatible with that of the other.

The two systems also differ in their final products. Programs written on the Pascal I system require only a small run-time unit, are more portable and are transferable to other Z80 computers with little effort. Pascal II programs run only on the Pascal II system.

Finally, Pascal I produces Z80 code, which runs significantly faster than the P-code and interpreter combination of Pascal II (see Program Listing 2).

Whichever you choose, one of these systems is definitely worth trying, if only to see first hand why Pascal has created such a stir. Tiny Pascal probably won't displace BASIC as your 80's native language, but it might satisfy your appetite for something new and set you thinking about that Big Pascal yet to come. ■

```
10 DEFINT I, X, Y, Z
20 FOR I = 1 TO 10000
30 X = 500: Y = 7: Z = X*Y
40 NEXT I
50 PRINT Z
60 END
```

```
VAR I, X, Y, Z: INTEGER;
BEGIN
FOR I := 1 TO 10000 DO BEGIN;
X := 500; Y := 7; Z := X*Y;
END;
WRITE (Z);
END.
```

Level II BASIC: Programming time = 1 min.; running time = 2 min 20 sec.  
Pascal I: Programming time = 14.5 min.; running time = 9 sec.  
Pascal II: Programming time = 1.5 min.; running time = 23 sec.

*Program Listing 2: BASIC and Pascal benchmark programs and comparison of program development and running times.*

TRS-80
SOL-20

CASSETTE SOFTWARE

Home and Light Business Applications

These popular, professionally developed applications are low-priced. Guaranteed performance! Detailed booklet included.

• BUDGET & INVESTMENT	\$17.95
• BUDGET & CHECKING	\$14.95
• HOME INFO RETRIEVAL	\$11.95
• MATH (ages 5 and up)	\$ 7.95
• STOCK PORTFOLIO	\$18.95
• AUTOMOBILE	\$12.95
• MASTERMIND game	\$10.95
• MONTE CARLO game	\$ 7.95
• and others from	\$ 4.95

Send order, or \$1.00 for descriptive catalogue (free with order) to: ✓ 116

NEWBY SOFTWARE DEVELOPMENT CO.  
299 DAWLISH AVE. TORONTO, CANADA M4N 1J6

## For Canadian Owners

\* Owners

Lower Case Modification ..	\$65.00
Cassette Load Modification ..	\$20.00
Radio Shack Numeric Keyboard Installation .....	\$50.00
(You supply numeric pad)	
RS232C Serial I/O Port for Printer etc. (Complete with connectors) For Use With or Without Expansion Box .....	\$169.95

For a complete catalog and credit vouchers worth \$25.00 on future purchases send \$5.00 to:

\*All Quotes in Canadian Funds

### ORTHON COMPUTER

12411 Stony Plain Rd.,  
Edmonton, Alta, T5N 3N3

✓ 108

5 COMPLETE STORES IN ONE!

## COMPUTER CENTER

features a complete line of

# SOFTWARE and BOOKS

for the

# TRS-80

write for information ✓ 222

## DigiByte

SYSTEMS CORP.

31 EAST 31st STREET  
NEW YORK, N.Y. 10016  
(212) 889-8130

## We don't say our programs are good . . .

**SPACE BATTLES** — High-speed graphics (machine language sub-routines). You are the commander of a small mercenary star-cruiser. You have been hired to destroy a fleet of alien invaders. If you survive, you will be handsomely rewarded; if you lose, you're dead. **cass./\$14.95 disk/\$19.95**

**FINAL APPROACH** — Land a multi-engine jet. Runway and instruments are displayed on the screen. Take control and try to land her yourself. **Special \$7.50**

**LEVEL IV GRAPHICS** — A machine language program that allows you to turn your keyboard into a **Graphics Keyboard**. No hardware modifications required to run this program. Cassette no. compatible with Disk BASIC. **cass./\$14.95**

**Disk / NEWDOS (not supplied) \$19.95**

**TOUCH TYPING I AND II** — a two cassette package. Touch Typing I helps you learn the keyboard, reinforcing the correct finger-key positions. Touch Typing II randomly chooses words to help you improve your typing skills. These drills can be timed or untimed. **cass./\$22.50**

**SUPER ADD** — (ages 5 to adult) Improves and teaches addition skills. Divided into three categories with a total of 36 learning modules. A game can be added as a positive reinforcement tool. **cass./\$24.95**

**SUPER MULT** — (ages 8 to adult) Contains 25 learning modules to learn and improve multiplication facts. Problems can be timed or untimed. **cass./\$24.95**

**Call in orders SPECIAL \$18.95**

**cass./\$24.95**

**LEVEL IV PRODUCTS, INC.**  
Your source for the best in TRS-80 software and hardware

32238 Schoolcraft, Suite F4 • Livonia, Michigan 48154 • (313) 525-6200 • Out of Michigan call 1-800-521-3305

• a product of Tandy Corp.

SEND  
50¢ for  
our new  
catalog!

### LEVEL IV GRAPHICS —

"If you write programs using graphics, this tape is a must . . . Excellent program." —

80 Software Critique, Issue #2 •

"super utility program . . . excellent value — a real contribution." 80-Microcomputing, February 1980.

**TOUCH TYPING I & II** — "Our recommendation is to buy both programs if you are serious about improving your performance keying computer programs." — 80 Software Critique, Issue #2.

**SUPER MULT** — "Very comprehensive multiplication program . . . suitable for use by students just learning the multiplication tables and for adults that need some brushing up." — 80 Software Critique, Issue #2.

**FINAL APPROACH** — "One of the more interesting games . . . before long you'll develop a strategy . . . and end up with NICELY DONE — YOU GREASED IT ON!" — Creative Computing, January 1980.

**SPACE BATTLE** — "The unique value of Space Battle lies in the extra dimensions of the game . . . What is tough is staying alive . . . In short, this is a challenging game with a lot of factors to create interest . . . One of the best space war games available." — 80-US, Mar/Apr 1980.

Add \$1.50 for shipping.

**. . . Others say it for us!**

**TRS-80**

AFTER THE REST, TRY THE BEST

## INVADERS WITH SOUND



**TRS-80**

"Alien **INVADERS** from deep space are now approaching our planet in great swarms to colonize on Earth. The invaders feel they must destroy all life forms . . ."

**This MACHINE LANGUAGE Arcade Game will be the best in your library!**

5 Levels of Play

Will You Survive?

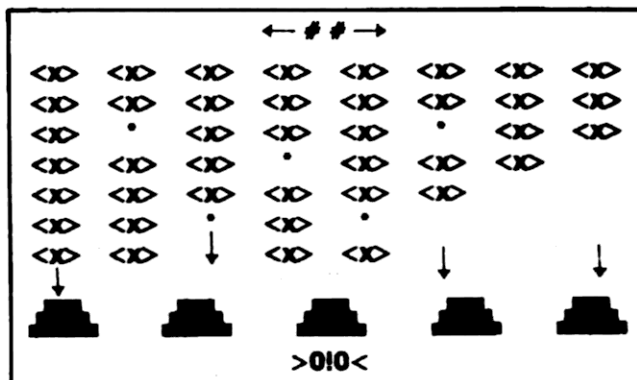
**ONLY \$14.95 Cassette**

from

**LEVEL IV PRODUCTS, INC.**

Michigan (313) 525-6200

Outside Michigan 1-800-521-3305



**32238 Schoolcraft, Suite F4, Room C • Livonia, MI 48154**

• SEND FOR THE LATEST FREE CATALOG • OVER 250 DIFFERENT ITEMS IN STOCK FOR THE TRS-80 •

• A PRODUCT OF TANDY CORP.

*Faster than a speeding interpreter, this BASIC program compiles your efforts into assembly language.*

# TINYCOMP

David Bohlke  
Coggon, IA 52218

When I first began using some machine language routines, their speed really impressed me. But because I'm mostly interested in BASIC, I thought it might be good experience to write a BASIC compiler.

My system is a Level II TRS-80 with 16K; and TINYCOMP 1.0 is just a beginning.

The actual TINYCOMP program extends from line 800 to line 3800 in the listing. The program to be compiled should be numbered between 1 and 500. Since an END statement is required, it is a good idea just to record it at line

500 with the compiler program.

Machine code is POKEd beginning at location 30000. The only table used begins at 32650 and is used to store the variables (A-Z, scratch) which TINYCOMP processes.

There are only five statements that can be

compiled, with several variations (see Table 1).

In general, TINYCOMP PEEKs through the BASIC program one line at a time and branches to various subroutines that select the machine code tokens to be POKEd (see Table 3).

```
10 A=1:B=0:C=191:D=1024
20 PRINT@B,CHR$(C);
25 GOSUB 300
30 B=B+A
40 IF B=D THEN 99
50 GOTO 20
99 END
300 X=0:Y=30
310 X=X+A
320 IF X=Y THEN 340
330 GOTO 310
340 RETURN
```

Sample Program 1

A,B,C	represent any of the legal variables, A-Z
nnn	must be a positive integer
LET A = nnn	LET is optional
LET A = B + C	subtraction also supported
LET A = B	
PRINT@A,CHR\$(B);	semicolon optional
GOTO nnn	
IF A = B THEN nnn	= is only test
END	must have
GOSUB nnn	
RETURN	

NOTE: only LET (assignment) statements should be used on multiple statement lines.

Table 1. TINYCOMP Syntax

## TINYCOMP Listing

```
10 A=1:C=65:D=1024:E=91
20 B=0
30 PRINT@B,CHR$(C);
40 B=B+A
50 IFB=DTHEN70
60 GOTO30
70 C=C+A
80 IFC=ETHEN99
90 GOTO20
99 END
500 END
800 POKEM,P:PRINTP;M=M+1:RETURN
805 P=PEEK(Q):Q=Q+1:IFP=32THEN805ELSEIFP=0THENC=2
807 RETURN
810 IFP<65ORP>90THEN815ELSERETURN
815 PRINT:PRINT"ERROR LINE #";L1(L-1):END
820 IFP<48ORP>57THENRETURN
822 C$=C$+CHR$(P):GOSUB805:GOTO820
830 C$="":GOSUB820:IFC$=""THENC1=-1:RETURN
832 C1=VAL(C$)
834 D1=C1/256:E1=C1-D1*256:RETURN
850 PRINT@,"TINYCOMP 1.0 DAVID BOHLKE COGON, IA":RETURN
900 P=42:GOSUB800:GOSUB990:GOSUB800:P=P1:GOSUB800:RETURN
905 P=22:GOSUB800:P=D1:GOSUB800:P=30:GOSUB800:P=E1:GOSUB800:RETURN
910 P=25:GOSUB800:RETURN
915 P=115:GOSUB800:RETURN
920 P=235:GOSUB800:RETURN
925 P=34:GOSUB800:GOSUB990:GOSUB800:P=P1:GOSUB800:RETURN
930 P=195
932 GOSUB800:P=E1:GOSUB800:P=D1:GOSUB800:RETURN
935 P=183:GOSUB800:P=237:GOSUB800:P=82:GOSUB800:RETURN
945 P=32:GOSUB800:P=JR:GOSUB800:RETURN
950 P=201:GOSUB800:RETURN
960 P=225:GOSUB800:P=233:GOSUB800:RETURN
965 P=213:GOSUB800:RETURN
990 P=VT+V1*2-INT((VT+V1*2)/256)*256:P1=(VT+V1*2)/256:RETURN
1000 DEFINTA-Z:DIM L1(50),L2(50)
1010 Q=17129:L=1:VT=32650:M=30000:CLS
1020 M1=PEEK(Q)+PEEK(Q+1)*256:L1(L)=PEEK(Q+2)+PEEK(Q+3)*256
1030 GOSUB850
1040 PRINT:PRINT@960,L1(L);M;";":L2(L)=M:L=L+1:Q=Q+4
1045 IFL1(L-1)>500THEN1220
1050 C=0:GOSUB805:IFC=2THEN1050
1090 IFP>64ANDP<91THENQ=Q-1:GOSUB2000
1100 IFP=140GOSUB2000ELSEIFP=178GOSUB2500
1110 IFP=141GOSUB3500ELSEIFP=143GOSUB3000
1120 IFP=145GOSUB3700ELSEIFP=146GOSUB3800
1190 IFP=128GOSUB950
```

```

1195 IFPEEK(Q-1)=58THEN1050
1200 Q=M1:PRINT:GOTO1020
1220 GOSUB805:PRINT@960,"ADJUSTING JUMP'S . . .";
1250 FORI=30000TOM:IP=PEEK(I):IFIP<>195THEN1290
1260 DN=PEEK(I+1)+256*PEEK(I+2):DH=0
1262 FORJ=1TOL:IFDN=L1(J) THENDH=L2(J):PRINTL1(J);
1264 NEXT:IFDH=0PRINT" L N F =";DN:GOTO1290
1270 MB=DH/256:LB=DH-MB*256:POKE(I+1),LB:POKE(I+2),MB
1290 NEXT:PRINT
1300 POKE16526,48:POKE16527,117
1302 GOSUB805:PRINT@960,"";
1305 INPUT<ENTER> TO =RUN= MACHINE CODE . . .";A$:CLS
1310 X=USR(0)
1333 GOTO1333
2000 GOSUB805:GOSUB810:V1=P-64:GOSUB805:IFP<>213THEN815
2010 GOSUB805:GOSUB830:IFC1=-1THEN2100
2020 GOSUB905:GOSUB920:GOTO2150
2100 V2=P-64:GOSUB805
2110 IFP=205ORP=206THEN2300
2120 V4=V1:V1=V2:GOSUB900:V1=V4
2150 GOSUB925:RETURN
2300 SG=P:GOSUB805:GOSUB810:V3=P-64:V4=V1
2310 V1=V3:GOSUB900:GOSUB920:V1=V2:GOSUB900:V1=V4
2320 IFSG=206GOSUB935:GOTO2150
2330 GOSUB910:GOTO2150
2500 GOSUB805:GOSUB805:GOSUB810:V1=P-64:GOSUB805:GOSUB805
2510 IFP<>247THEN815ELSEGOSUB805:GOSUB805:GOSUB810:V2=P-64
2520 GOSUB900:D1=60:E1=0:GOSUB905:GOSUB910:V1=V2
2530 GOSUB920:GOSUB900:GOSUB920:GOSUB915:RETURN
3000 GOSUB805:GOSUB810:V1=P-64:GOSUB805:IFP<>213THEN815
3010 GOSUB805:GOSUB810:V2=P-64:GOSUB805:IFP<>202THEN815
3020 GOSUB805:GOSUB830:IFC1<0ORC1>500THEN815
3030 V4=V1:V1=V2:GOSUB900:V1=V4:GOSUB920:GOSUB900
3040 GOSUB935:JR=3:GOSUB945:GOSUB930:RETURN
3500 GOSUB805:GOSUB830:IFC1<0ORC1>500THEN815
3510 GOSUB930:RETURN
3700 GOSUB805:GOSUB830:IFC1<0ORC1>500THEN815
3710 D2=D1:E2=E1:C1=M+8:GOSUB834:GOSUB905:GOSUB965
3720 D1=D2:E1=E2:GOSUB930:RETURN
3800 GOSUB960:RETURN

```

I have to apologize to devoted T-BUG users for the inefficient codes used, but I have never actually written a machine language program. Rather, I just used the codes I felt I could control.

#### Execution

To begin, protect high memory for the machine code and variable table by answering MEMORY SIZE? with 30000. This permits about 2600 bytes for the compiled machine language program.

Q	beginning of BASIC line to be compiled
L	line being compiled
VT	beginning address of variable table
M	current location (30000+) to POKE machine code
M1	beginning of next BASIC line to be compiled
L1(L)	decimal number of compiled line
L2(L)	M location corresponding to Level 1(L)
C,C1,SG	flags
P	PEEK value for corresponding M
V1,V2	CHR\$ values of legal variables in line being compiled
D1,E1	absolute values for loads, jumps

Table 2. Variable List

Line numbers 10-99 contain a sample program to be compiled. You can key them in with TINYCOMP. After the program is entered, you should still have over 10000 bytes remaining (for TINYCOMP 2.0?).

Be sure to issue a CSAVE before you attempt to run TINYCOMP.

When you type RUN, the sample program is executed in BASIC. This enables you to check for any syntax errors. To compile the sample program, type RUN 1000.

During execution the decimal line number, the beginning memory location of the machine code line to be compiled, and the POKED machine code tokens are printed. This takes only a few seconds for the sample program. You can now execute the compiled program by pressing ENTER when the prompt appears. The sample program will fill the screen with all A's, B's, C's through Z's. What took about 520 seconds for the BASIC program, takes only 3.2 seconds in the compiled machine code! That's roughly 160 times faster. They use about the same memory, a little over 111 bytes.

I provided another sample program to demonstrate the GOSUB command (see Sample Program 1). The coding paints the screen white, and employs a timing delay in the routine at line 300. By altering the variable Y in line 300 you can change the execution speed.

To exit the machine code, just press BREAK. (If you get stuck in an endless loop, press the RESET button.) To execute the machine language program without having to re-compile, type RUN 1300.

#### Current Maximum

Currently, the maximum number of lines which can be compiled is 50. This can be adjusted by changing the DIM statement (L 1 and L 11) in line 1000.

Any TINYCOMP syntax errors are displayed as ERROR LINE #nn (see Table 1). There is no provision for CSAVEing or CLOADing the machine code, but the combined BASIC programs (TINYCOMP and the sample program) can be saved and loaded as usual.

Although there aren't a lot of practical applications for a program that permits only five statements, I hope TINYCOMP 1.0 can be a learning experience for you as it has been for me.

Some of the statements I would like to add are PRINT "STRING", PRINT a variable, INPUT, RND, and the SET and RESET. With over 10000 free bytes remaining, there should be sufficient memory to make the TINYCOMP statement set at least as large as Level I. I would appreciate any helpful suggestions. ■

800-832	Frequently used subroutines
800	POKEs machine code in 30000+
805	PEEKs Basic program
810	check for variable type
815	prints ERROR message
820	finds integer value of constant
830	check for constant type
900-990	Assembler codes to be POKEd
900	LD HL(nnnn)
905	LD D nn LD E nn
910	ADD HL,DE
915	LD(HL),E
920	EXC HL,DE
925	LD(nnnn),HL
930	JP nn
935	OR A SBC HL,DE
945	JRNZ
950	RETURN (for END)
960	POP HL JP(HL)
965	PUSH DE
990	computes (nnnn) for 900,925
1000-1333	Main control loop, steps through BASIC program
1000-1010	sets parameters
1020-1045	save decimal and POKE line numbers
1050	gets statement code
1090-1200	branch on statement codes
1240-1290	POKEs absolute addresses (GOTO,THEN,RETURN)
1300-1333	executes machine language program
2000-2330	compiles LET
2500-2530	compiles PRINT@
3000-3040	compiles IF . . . THEN
3500-3510	compiles GOTO
3700-3800	compiles GOSUB . . . RETURN

Table 3. Line Description

## GENERAL

# An outline of the commands for a new language.

## PUT-N

William O'Brien  
11 Dongan Place  
New York, NY 10040

Higher level structured languages for the TRS-80 are in short supply for the serious programmer just now. Yes, of course, there is Microsoft's FORTRAN, but one must know the language thoroughly in order to use it. The need arises, therefore, for a high level language with simple instructions that allow a programmer to implement it immediately on his system.

It is for this reason that I am proposing the use of the following structured statements, if anyone would care to compile the language along these guidelines.

PUT-N A High Level Command Language		USER	SYSTEM RESPONSE
HELLO	OK...		
MEM?	YOU'VE GOT ROOM (indicates a large area of user RAM).		
	ITS A LITTLE CROWDED IN HERE (half of the available RAM is no longer available).		
	NOT REALLY (very little RAM is available. The CPU will also respond with this when there is so little RAM available that it doesn't remember the question.).		
FOR...WHEN...DO	for all the possibilities suggested, when the value or conditions are as you wish them to be, do whatever it is you want done. This is excellent for analog inputs. If, for instance, you see that you will be busy for the rest of the year and you want to be reminded when Christmas arrives.		
IF...WHAT	a conditional statement such that should the conditional occur, the CPU will advise you how to proceed.		
ON ERR, WHAT?	if an error occurs, print just what kind of an error it is and how to correct it.		
		ON ERR, FIX!	
		HUH?	
		HOLD	
		BACK	
		VARLST	
		IF FULL NO	
		IDLE	
		BACTOBUS	
		READY?	
		AIM	
		FIRE?	
		WHATDO	
		CLOAD	
		RCDR	
		INTERERR	

for appliance operators who do not wish to be bothered with statement errors. The CPU is instructed to correct the error on its own. The importance of this instruction can not be over emphasized.

should you receive an error message that you do not understand, the CPU will try to explain it more clearly.

should the programmer find it necessary to leave for a while, this instruction allows the CPU to shut most of itself off in the interim. cancels HOLD.

lists all variables not in use as of its implementation.

when printing to screen this forces a stop should the screen become filled and start to scroll. Excellent for preventing eye strain.

allows the processor to do whatever it wants to for a while if the programmer wants to take a break. cancels IDLE.

similar to HELLO, CPU responds with OK, notifying the programmer that it will accept instructions.

for interfacing the TRS-80 with a Rockwell Computer, it provides the necessary output data.

for emergency use only, should the programmer see smoke near the CPU or any of the peripherals.

for the novice programmer, this instruction allows the CPU to explain its various capabilities.

for the experienced programmer and novice alike. This loads a program from tape and causes an automatic Checksum error.

causes the CPU to print what model tape recorder is on line, since this is an abstract choice.

implements an intermittent error



## I made the TRS-80\* into a serious computer. Now I've made the Model II into a spectacular one.

I'm Irwin Taranto, and I've helped almost a thousand businesses get their first computers up and running.

I've done it primarily with the TRS-80, because it's a really elegant piece of hardware. Given the right programs, it can do substantially the same work as the traditional minicomputers that cost four times as much.

I proved it with four on-line, interactive programs adapted from the genuine Osborne & Associates systems, originally designed for the \$30,000 Wang computer. Then I added two of my own and made them all work on a \$4000 TRS-80.

Now I've done the same thing for the new TRS-80 Model II. It's an \$8000 computer that works twice as fast and has four times the memory—up to two million characters.

My new systems are fully documented, and because I'm working with a much more powerful computer, they're a night-and-day advance over the Model I programs. They'll turn your Model II into a complete business computer, set up and ready to go.

### THE TRS-80 MODEL II PROGRAMS

**General Ledger/Cash Journal:** handles up to 7000 transactions on 500 different user-defined accounts. It keeps track of them by month, quarter and year, makes comparisons to the prior year, and does departmentalization.

**Accounts Payable/Purchase Order:** generates the purchase order and posts the item to payables when the goods are received. Invoice-linked, it calculates and prints checks and aged ledger reports and links fully to the general ledger.

**Accounts Receivable/Invoicing:** keeps track of billed and unbilled invoices, open and closed items, aging and service charge calculation. It prints statements, links to the general ledger, and can work within either an invoice-linked or balance-forward accounting system.

**Payroll/Job Costing:** computes regular, overtime and piecework pay, keeps employee files, figures taxes and deductions, prints checks, journal, 941-A and W-2 forms, and breaks out individual job costs.

\*A trademark of the Tandy Corporation.

When I say set up and ready to go, I mean just that. If you're not quite sure on that point, call the number below and we'll give you the names of some of the people who've already bought all over the world. Call them up and hear what they have to say.

These Model II programs are completely custom-tailored, which explains their \$249.95 price. Before we'll send you a disk, you have to fill out a detailed questionnaire that tells us your precise business requirements. Then we send you the disk, all the instructions you need, and my phone number. If you call, we answer all your questions. If your questions are tough enough, I'll talk to you personally.

Because that way I'll make sure that Model II of yours turns into a spectacular computer, just like I promised.

☐ Please send me the custom questionnaires for the following \$249.95 Model II programs:

- ☐ General Ledger/Cash Journal
- ☐ Accounts Payable/Purchase Order
- ☐ Accounts Receivable/Invoicing
- ☐ Payroll/Job Costing

☐ Please send me information on the TRS-80 Model I programs at \$99.95 each

☐ Please send me information on other Taranto business programs

Your name \_\_\_\_\_

Company name \_\_\_\_\_

Address \_\_\_\_\_

City/State/Zip \_\_\_\_\_

✓ 45

**Taranto**  
& ASSOCIATES, INC.

P.O. Box 6073, 4136 Redwood Hwy., San Rafael CA 94903 • (415) 472-2670

USER	SYSTEM RESPONSE	USER	SYSTEM RESPONSE
WAIT ...	that disappears when the power is shut off (as is the case when taking the CPU for repair of same). this instruction should be used just after ordering a Disk Drive from the manufacturer. It disables all Disk Operating features for five months thus eliminating any chance of an L3 error.	BYTECOUNT	Shack peripherals that you should take out a loan.
MNUL	forces an output from the CPU, causing it to print what the instruction manual really means or should say, rather than what it does say, since they are not always the same.	ACTWAIT	outputs how big a chunk of your income is going toward the electric bill.
EDIT	allows the CPU to scan the job ads in <i>The New York Times</i> and list all journalism offerings.	HANGUP	after inputting the waiting time for a peripheral from Tandy, this function allows the CPU to calculate the actual time you should allot.
BACKUP!	forces the CPU into an error routine when brought in for service to uphold your claim that it isn't working right.	LLIST	utility that permits the CPU to get hung up on a problem whenever the programmer invites a friend over to see the wonderful thing.
SORTMTPL	CPU inputs the various answers given by various Radio Shack personnel and sorts through them to check for a possible valid answer among them.	<b>ARITHMETIC OPERATORS</b>	
FORMAT	when writing a program for your brother Matthew, it allows the CPU to insert his name in the first REM statement (this will not work with other names).	.ME. might be equal to	.PE. is probably equal to
APPEN	outputs instructions as to how an unprintable symbol might be written.	.GL. greater or less than	.NE. not equal or equal to
MERGE	allows the CPU to notify you when you've spent so much on Radio	.SC. similar or congruent to	.AE. actually equal to
		.PS. perhaps the same	.AD. addition operation
		.SU. integer subtraction	.LD. long division
		.SD. short division	.DC. divide and conquer
		.MU. an ancient island	.SA. sequential addition (multiplication)
		.FI. forget it	.WE. whichever is easier
		.LA. lose the answer	.MA. make up an answer
		.NY. new york	.IC. impossible to compute
		.WC. inside and to the left	.CT. compared to

As you can see, a command language utilizing the above instruction set would prove invaluable to the TRS-80 user, whether a neophyte or an experienced programmer. It explains the more mysterious aspects of the machine and the complicated nature of its creators. If anyone has additional statements they would like to add, feel free, this language is not protected by copyright. I hope you'll enjoy PUT-N. ■


# BUSS EXTENDER FOR TRS-80™

**ELCOMPCO** Microcomputer Peripherals

P.O. Box 6133, Albany, CA 94706

✓63 (415) 848-7122

C.O.D.




Now you can hook up to four accessories to the TRS-80™ Buss with Active Buss Termination to reduce Buss ringing and noise and increase reliability.

**INTRODUCTORY PRICE \$95.**

TRS 80™ is a trademark of Tandy Corp.

# EXPAND YOUR SYSTEM.



## THE TERMCOM™ INTERFACE BOX IS THE MOST EFFICIENT UNIT OF ITS KIND.

Your computer will gain communication capabilities by becoming an intelligent terminal. This capability was expensive. But now, TERMCOM™, the Intelligent Interface Box, is here!

- You do not need an expansion interface
- You do not need a separate serial interface
- No additional software is needed
- Provides port for serial printers
- Plugs directly into your computer

### PRICES:

Box and Software.....	\$149.95
Box Only.....	\$129.95
Software Only.....	\$45.00
Documentation Only.....	\$10.00
Box with Prom.....	\$169.95

Modem not included

Prices subject to change

### TERMCOM™ FEATURES INCLUDE:

- Paging
- Scrolling
- Reformatting
- Display lock
- Many other attributes

### TERMCOM™ ALLOWS UTILIZATION OF:

- Inexpensive serial printers
- Any other RS-232 device

An easy to read owner's manual is provided.

189

**STATCOM**  
CORPORATION

5758 Balcones Drive Suite 202  
Austin, Texas 78731 512/451-0221

# BASIC Word Processor

Delmer D. Hinrichs  
2116 S.E. 377th Ave.  
Washougal WA 98671

**Y**ou do always think of better phrasing after you see your thoughts in print, don't you?

A word processor for your computer lets you write letters and articles without typing a series of rough drafts. All of your typing revisions and editing are done on the video display. You produce a hard copy only after you are satisfied with the text.

You can also save the text on cassette so that you can make additional corrections and/or hard copies at a later time.

This BASIC word processor has the following features:

1. It accepts normal upper/lower case typing on an unmodified 16K Level II TRS-80.
2. It is line-oriented. Every line of text has a line number, for reference. This number need not be printed.
3. Editing is similar to Level II BASIC editing, except that the entire line is always visible under a transparent cursor.
4. You can change any of the ten variables to format for print or display.
5. Words can be automatically moved between lines to make all lines the correct format length.
6. Lines of text can be deleted, inserted, replaced, or moved.
7. Lines of text can be automatically right-justified.
8. Up to 120 lines of text, nearly 5 pages, double-spaced, can be in memory at one time.

## Running the Program

When the program is loaded and RUN is entered, a title and prompt, COMMAND?, are displayed. The program will accept 17 single-letter legal commands. These are:

A ADD	Add text at the end of the text file.
B BLANK	Eliminate blank lines and renumber text file.
C COMPILE	Move words between lines in a specified block of lines to adjust lines to the correct length.
D DELETE	Delete a specified block of lines.

E EDIT	Edit a specified line.
F FORMAT	Change the format for text display or printing.
H HELP	List the 17 valid commands.
I INSERT	Insert new lines into the middle of the text.
J JUSTIFY	Right-justify the text file.
K KILL	Eliminate the current text file, and start over.
L LOAD	Load a text file from cassette tape.
M MOVE	Move specified lines to a new location in text.
P PRINT	Print the text file on the printer.
R REPLACE	Replace a specified line with a new line.
S SAVE	Record the text file on cassette tape.
V VIDEO	Display the text file on the video display unit.
X EXIT	Exit from the program

Now, let's examine these commands in detail.

**ADD.** The final lines of the current text (if any) are displayed, and a flashing block cursor shows where text will be added. This command automatically turns on the line number display option. Text can now be typed continuously without having to ENTER each line. When the text file is filled, a FILE FULL message is shown.

Subcommands in the ADD mode are:

← Moves the cursor left one position and erases the last character.  
Shift-← Erases the entire current line.  
→ Moves the cursor five positions to the right, adding five spaces.  
Space bar moves the cursor one position to the right.  
ENTER Ends the line, and goes to the next line before the automatic end-of-line action.  
Shift-→ Ends the line and moves the line text to the extreme right of the line.  
↓ Ends the line and leaves an end-of-page marker, the down arrow, at the end of the line.  
CLEAR Ends the line and leaves a do-not-justify marker, left arrow, at the end of the line.  
Shift-↓ Ends the line, centers the line text and leaves a do-not-justify marker at the end of the line.  
Shift-@ twice Ends ADDing text and returns to command mode.  
The first Shift-@ stops the program, and the second returns. Occasionally, only one Shift-@ is needed.

**BLANK.** All blank lines are eliminated from the text, and the line numbers are closed up. Note that blank lines are empty and this command does not effect lines that contain only spaces. During operation, this command displays DELETING BLANK LINES; when done, it automatically displays the new text file using the VIDEO command.

**COMPILE.** After editing or reformatting the text, some lines may be too long or too short to properly fit into the specified line length. This command shifts words between the lines

of a specified block to get the best possible fit.

**COMPILE** works in two stages: It first checks for lines that are too long and pushes any extra words onto the following line. It then checks if any line can accept words from the following line and pulls any possible words back onto the preceding line. **COMPILE** should be used on only one paragraph at a time, as it left-justifies all lines except the first within

Arrays	
AS(120)	Lines of text
XS(3)	Buffer text lines for LOAD and SAVE
S(20)	Position to enter space for JUSTIFY
T(20)	Number of spaces to enter for JUSTIFY
Variables	
AS	Input entry character
BS	Blank to end of line (ASCII 30)
CS	Cursor (graphics character 143)
FS	Format string for line number ("###")
HS	Heading for each page
LS	Left part of text string
NS	Line numbers? ("Y" or "N")
PNS	Page numbers? ("Y" or "N")
PIS	Print page no. for page no. 1? ("Y"/"N")
QS	Number "n" string for EDIT subcommands
RS	Right part of text string
SS	Space character (" ")
XS	Temporary text manipulation string
XS(0)	Temporary text line string for EDIT
A	ASCII value of text character
B	Beginning display line
C	Cursor position
D	Cursor displacement for wrap-around lines, Temporary cursor position
F	First line for COMPILE, DELETE, or MOVE, Found character flag for EDIT search (0,1)
FL	First line of text for VIDEO or PRINT
FP	First page number to be listed
I	Multi-use Integer counter
IT	Insert text flag for INSERT (0 or 1)
J	Multi-use integer counter
K	Multi-use integer counter, L + 1
L	Line number of text
LA	Last line number of text
LL	Line length in characters
LM	Left margin to start PRINTing
M	Multi-use integer counter
N	Number "n" for EDIT subcommands, Number of spaces to skip for JUSTIFY, First new line number for MOVE
NL	Number of lines of text
P	Position in text line, PRINT line number
PL	Page length in number of lines
Q	Temporary position in text line
R	Return or REPLACE flag (0 or 1)
S	Spacing between text lines
U	ASCII value of space (32)
X	Length of AS(L) string, page number
Y	Length of AS(L+1) string, Move cursor flag for EDIT (-1 or +1)
Z	Last line for COMPILE, DELETE, or MOVE

Table 1. Arrays and Variables

its range. It can also bury any end-of-page or do-not-justify markers that are not on the last line within its range. This should be avoided, as the markers are then ineffective. Extra spaces between moved words are eliminated, except at the end of sentences.

Following a period, question mark, exclamation point, or colon, three spaces are inserted. Trailing spaces are deleted, leaving only one space in a previously all-space line (to keep the BLANK command from eliminating the line).

Note that COMPILE can push extra words forward several lines, but can pull words back only one line.

During operation, this command displays COMPILING. If, after using COMPILE, the last line of the specified block is still too long, a LINE n HAS x CHARACTERS message is displayed. To correct this, INSERT an empty line and COMPILE just those two lines.

After a satisfactory COMPILE, the text file will be automatically displayed by the VIDEO command.

**DELETE.** This command eliminates a specified block of lines. If only one line is to be eliminated, enter that line number as both the first and last line number to DELETE. The text is displayed when done.

**EDIT.** The entire line—255 characters—is visible when in EDIT, including the character under the cursor. If a non-existent or empty line is specified, an ENTRY ERROR message is given. This command automatically turns on the line number display option.

Subcommands in the EDIT mode are:

n ← Moves the cursor to the left n positions. The default value of n is always one.  
 n → or n (space) Moves the cursor to the right n position without adding spaces.  
 A Again. Cancels previous editing changes and reenters EDIT mode. (List makes editing changes permanent.)  
 n C Change next n characters to next n entered characters. Cursor returns to start of changed block when done, as a signal that you have finished.  
 n D Delete the next n characters, and close up the line.  
 H Hack the rest of the line, and enter the INSERT mode.  
 I Insert characters into the line and move following characters to the right. While in the INSERT mode, you can move the cursor left or right without changes to the text by using ← or →.  
 L List the line and return cursor to the beginning. Also makes past editing changes immune to the Again subcommand.  
 n S c Search for the nth occurrence of character c. Keeps upper and lower case separate, so can be used to find out if a letter on the video display is correct case.  
 X Go to the end of the line and enter the INSERT mode.  
 Shift-↑ Exits the H, I, or X modes and returns to EDIT.  
 Shift-→ Moves current text to extreme right of the line.  
 Shift-← Centers current text, and adds a do-not-justify marker to the end of the line.  
 ENTER or Shift-@ Exits from the EDIT command.

After exiting from EDIT, if the line is too long, the LINE n HAS x CHARACTERS message is given. If the line is not too long, the text is displayed by the VIDEO command.

**FORMAT.** This command resets the ten text formatting parameters from their default values, either for the video display or for printing of the text.

1. Line length: Default value is 60 characters to fit on one video display line.
2. Line spaces: Default value is 0. Enter the number of blank lines that you want to appear between lines of text.
3. Line numbers: Default value is Y. To delete line numbers, enter N.
4. First line: Default value is 0 to show all lines of the text. To start the display or printing at a later line number, enter the desired beginning line number.
5. Left margin: Default value is 10 to print the default 60-character line centered on an 80-character printer. This setting affects only the printer.
6. Page length: Default value is 15. This is the number of lines to be printed on each page, so you might set it to 50 for printing unspaced text, or to 25 for spaced lines.
7. Page numbers: Default value is N, no page number. To print page numbers, enter "Y". Note: You must print page numbers if you want to print a page heading (see item 10 below).
8. First page: Default value is one to start page numbering with page number one. May be reset as required.
9. Page 1 No.: Default value is Y to print page numbers for all pages. To print page numbers for all pages except page No. one, enter "N".
10. Heading: Default value is one space. If a page heading is to be printed at the top of each page, enter it. For this entry only, Shift- letter for lowercase and letter for uppercase. If the heading is to have leading spaces (for centering) or punctuation, enclose it in quotes (" "). The heading is printed or displayed only if the page numbering is on (items 7 and 9 above).

After going through these ten FORMAT parameters, you are returned to the command mode.

**INSERT.** This command inserts a line (or lines) of text into the middle of the current text. The following lines of text are moved down and renumbered. Specifying a non-existent line will give an ENTRY ERROR. To insert empty lines (for COMPILE or MOVE), just press ENTER. If the text file is filled, a "FILE FULL" message is given.

**JUSTIFY.** This command right-justifies all of the text, i.e., it makes the right ends of the lines even. The only exceptions are lines with a do-not-justify or an end-of-page marker at the end, or a line that has no spaces between words.

Extra spaces are inserted between words, starting randomly, but evenly distributed. Spaces may be inserted between adjacent words, or every other word, depending upon whether there are an even or odd number of words in the line. Trailing spaces are eliminated, leaving only one space for an all-space line. Leading spaces are not affected, so that indentation may be maintained.

It is suggested that JUSTIFY be used only after the text is in its final form, as the extra

*Continue to next page*

#### Program Listing 1

```

10 CLS:PRINTTAB(20)"BASIC WORD PROCESSOR"
20 '(C) BY D.D.HINRICHS 1979
30 DEFINATE-Z: CLEAR7400: NL=120: DIMA$(NL), X$(3), S(20), T(20)
40 B$=CHR$(30): C$=CHR$(143): F$="###": N$="Y": PN$="N": P1$="Y"
50 S$="": H$=S$: LA=-1: P=1: FP=1: PL=15: LL=60: LM=10: U=32: OUT254,1
60 L=LA: IT=0: R=0: A$="": PRINT: INPUT"COMMAND"; AS: IF A$="" GOTO80
70 A=ASC(A$)-64: IFA>0NAGOTO90,480,510,760,790,1220,80,1320,1350,
1390,1510,1520,1580,80,80,1640,80,1750,1770,80,80,1830,80,19
70
80 PRINT"*** ENTRY ERROR ***":GOTO60
90 CLS:D=0:N$="Y":IFLA<0THENL=0:GOTO130 'ADD
100 IFNL=LA+1THEN210ELSEIFL>FL+12THENB=L-12ELSEB=FL
110 FORI=BTOL:X=LEN(A$(I)):D=D+INT((X+4)/64-.01)
120 GOSUB1910:NEXTI:L=L+1
130 C=(L-FL+D)*64:IFC>896PRINT:PRINT:C=896
140 PRINT@C,USINGF$;L;:PRINTA$(L);:P=LEN(A$(L))+1:C=C+P+3:K=L+1
150 PRINT@C,C$;A$=INKEY$:PRINT@C,S$;:IFA$=""GOTO150
160 GOSUB290:ONA-7GOTO360,410,310
170 IFA=13THENA$=S$:GOTO210ELSEIFA=24THEN380ELSEIFA=31GOTO460
180 IFA=25THEN430ELSEIFA=26THEN330
190 IFA=96IFLA<LTHENLA=L:GOTO60ELSE60
200 PRINT@C,A$;:A$(L)=A$(L)+A$:IFP<LLTHENP=P+1:C=C+1:GOTO150
210 IFRGOTO60ELSEIFNL<=KPRINT:PRINT"FILE FULL":LA=NL-1:GOTO60
220 IFLEN(A$(K))THENL=K:GOSUB1360
230 IFK>LATHENLA=K
240 IFA$=S$GOTO280
250 FORM=LL+1TO2STEP-1:A$=MID$(A$(L),M,1):IFA$<>S$NEXTM:GOTO280
260 A$(K)=RIGHT$(A$(L),LL-M+1):A$(L)=LEFT$(A$(L),M-1)
270 PRINT@C-LL+M-1,B$;:L=K:GOTO130
280 A$(L)=LEFT$(A$(L),LL):L=K:GOTO130
290 A=ASC(A$):IFA>64ANDA<91THENA=A+UELSEIFA>96ANDA<123THENA=A-U
300 A$=CHR$(A):RETURN
310 IFP>LLGOTO210 'D
320 PRINT@C,CHR$(92);:A$(L)=A$(L)+CHR$(17):A$=S$:GOTO210
330 IFP>LLGOTO210 'S-D
340 C=(L-FL+D)*64+4:IFC>900THENC=900
350 GOSUB1180:P=1:A$=S$:GOTO210
360 IFP=1GOTO150 'L
370 C=C-1:PRINT@C,B$;:P=P-1:A$(L)=LEFT$(A$(L),P-1):GOTO150
380 IFP=1GOTO150 'S-L
390 A$(L)=""P=1:C=(L-FL+D)*64+4:IFC>900THENC=900
400 PRINT@C,B$;:GOTO150
410 IFP>LL-6GOTO150 'R

```

*Continued on the next page*

```

420 A$(L)=A$(L)+STRING$(5,S$):C=C+5:P=P+5:GOTO150
430 IFP>LLGOTO210 ' S-R
440 C=(L-FL+D)*64+4:IFC>900THENC=900
450 GOSUB1200:P=1:A$=S$:GOTO210
460 IFP>LLGOTO210 ' CL
470 PRINT@C,CHR$(93):A$(L)=A$(L)+CHR$(20):A$=S$:GOTO210
480 CLS:PRINT"DELETING BLANK LINES":FORJ=LATO0STEP-1 ' BLANK
490 IFAS(J)="FORI=JTO LA:A$(I)=A$(I+1):NEXTI:A$(LA)="" :LA=LA-1
500 NEXTJ:IFRTHENRETURNELSE1830
510 INPUT"FIRST LINE TO COMPILE":F:IFP<0THENF=0 ' COMPILE
520 INPUT"LAST LINE TO COMPILE":Z:IFZ>LATHENZ=LA
530 IFP>ZTHEN80ELSECLS:PRINT"COMPILING":FORL=FTOZ-1:K=L+1
540 X=LEN(A$(L)):X$="":IFX<2THEN620ELSEIFX<=LLGOTO600
550 FORI=XTO1STEP-1:A$=MID$(A$(L),I,1)
560 IFAS<>S$THENX$=A$+X$:NEXTI:GOTO600ELSEIFX$="NEXTI
570 A=ASC(RIGHT$(X$,1)):IFA=33ORA=46ORA=58ORA=63THENX$=X$+" "
580 A$(L)=LEFT$(A$(L),I-1):IFLEN(A$(K))=0THENAS$(K)=X$:GOTO540
590 A$(K)=X$+S$+A$(K):GOTO540
600 X=LEN(A$(L)):IFX<2THEN620ELSEFORI=XTO2STEP-1
610 IFRIGHT$(A$(L),1)=S$THENAS$(L)=LEFT$(A$(L),I-1):NEXTI
620 NEXTL:FORL=FTOZ-1:K=L+1
630 X=LEN(A$(L)):Y=LEN(A$(K)):X$="":IFX=0ORY=0GOTO750
640 A=ASC(RIGHT$(A$(L),1))
650 IFA=33ORA=46ORA=58ORA=63THENAS$(L)=A$(L)+" " :X=X+2
660 FORI=1TOY:AS=MID$(A$(K),I,1)
670 IFAS<>S$THENX$=X$+AS:NEXTIELSEIFX$="NEXTI
680 IFL<XIGOTO710
690 Y=Y-I:IFY<0THENY=0
700 A$(L)=A$(L)+S$+X$:A$(K)=RIGHT$(A$(K),Y):GOTO630
710 X=LEN(A$(L)):IFX<2THEN730ELSEFORI=XTO2STEP-1
720 IFRIGHT$(A$(L),1)=S$THENAS$(L)=LEFT$(A$(L),I-1):NEXTI
730 IFY<2THEN750ELSEFORI=YTO2STEP-1
740 IFLLEFT$(A$(K),1)=S$THENAS$(K)=RIGHT$(A$(K),I-1):NEXTI
750 NEXTL:X=LEN(A$(Z)):GOTO900
760 INPUT"FIRST LINE TO DELETE":F:IFP<0THENF=0 ' DELETE
770 INPUT"LAST LINE TO DELETE":Z:IFZ>LATHENZ=LA
780 IFP>ZTHEN80ELSEFORI=FTOZ:A$(I)="" :NEXTI:GOTO1830
790 INPUT"EDIT LINE":L:IFL<0ORL>LAORA$(L)="" :GOTO80 ' EDIT
800 C=4:P=1:X$(0)=A$(L):N$="Y"
810 CLS:I=L:GOSUB1910:N=1:Q$=""
820 GOSUB910:IFA>47ANDA<58THENQ$=Q$+A$:N=VAL(Q$):GOTO820
830 M=0:IFA=8THENY=-1:GOSUB940ELSEIFA=9ORA=UTHENY=1:GOSUB940
840 IFA=97THENAS$(L)=X$(0):GOTO800 ' A
850 IFLN(A$(L))>LLGOTO870
860 IFA=25GOSUB1200ELSEIFA=26GOSUB1180
870 IFA=98ONA-98GOSUB960,1000,1960,1960,1960,1020,1030
880 IFA=115GOSUB1120ELSEIFA=12pGOSUB1170ELSEIFA=108GOTO800
890 IFM=1THENN=1:Q$="":GOTO820ELSEIFRPRINT@320,ELSE810
900 IFL<XPRINT"LINE":L;"HAS":X;"CHARACTERS":GOTO60ELSE1830
910 X$=MID$(A$(L),P,1)
920 PRINT@C,C$;A$=INKEY$:PRINT@C,X$;IFA$=""GOTO920
930 GOSUB290:X=LEN(A$(L)):IFA=13ORA=96THENR=1:RETURNELSERETURN
940 M=1:FORI=1TON:P=P+Y:IFP>XTHENP=X:RETURN
950 IFP<1THENP=1:RETURNELSEC=C+Y:NEXTI:RETURN
960 Q=P:D=C:FORI=1TON:GOSUB910:IFORA=27THENP=Q:C=D:RETURN ' C
970 PRINT@C,A$;GOSUB1100:P=P+1:GOSUB1110:A$(L)=L$+A$+R$
980 A=U:C=C+1:IFP<=XNEXTI
990 P=Q:C=D:RETURN
1000 IFP+N-1>XTHENN=X-P+1 ' D
1010 GOSUB1100:Q=P:P=P+N:GOSUB1110:A$(L)=L$+R$:P=Q:RETURN
1020 GOSUB1100:A$(L)=L$+S$:PRINT@C,B$ ' H
1030 GOSUB910:IFORA=27RETURN ' I
1040 IFA=10THENAS$(L)=A$(L)+CHR$(17):R=1:RETURN
1050 IFA=31THENAS$(L)=A$(L)+CHR$(20):R=1:RETURN
1060 PRINT@C,A$;IFA=8THENY=-1:GOSUB940:GOTO1030
1070 IFA=9THENY=1:GOSUB940:GOTO1030ELSEIFP>XTHENX=P
1080 GOSUB1100:GOSUB1110:A$(L)=L$+A$+R$:PRINT@C,B$;A$+R$
1090 C=C+1:P=P+1:GOTO1030
1100 L$="":IFP<2RETURNELSEL$=LEFT$(A$(L),P-1):RETURN
1110 R$="":IFP>XRETURNELSER$=RIGHT$(A$(L),X-P+1):RETURN
1120 GOSUB910:Q=P:D=C ' S
1130 FORI=1TON:F=0:FORJ=Q+1TOX:D=D+1
1140 IFMID$(A$(L),J,1)=A$THENF=1:Q=J:J=X
1150 NEXTJ:NEXTI:IFFTHENP=Q:C=D
1160 A=U:RETURN
1170 A$(L)=A$(L)+S$:P=X+1:C=P+3:GOTO1030 ' X
1180 A$(L)=STRING$(LL-LEN(A$(L)))/2,32)+A$(L)+CHR$(20) ' S-D
1190 PRINT@C,B$;A$(L);CHR$(93):RETURN
1200 A$(L)=STRING$(LL-LEN(A$(L)),32)+A$(L) ' S-R
1210 PRINT@C,B$;A$(L):RETURN
1220 CLS:PRINT"LINE LENGTH =",LL,:INPUT"NEW =" :LL ' FORMAT

```

Continued on page 54

spaces may be incorrectly left in by COMPILE (after EDITing). During its operation, this command displays JUSTIFYING; when done, the text is displayed by VIDEO.

**KILL.** This command eliminates all text from the text file, leaving the program ready to accept new text. The command asks twice if you really want to KILL the text to avoid accidental loss of a text file.

**LOAD.** This command loads a previously SAVED text file from cassette. It can then be treated just like a keyed-in text file. After you enter this command, the program pauses to let you get the cassette in position and set the recorder to play. Since it may take several minutes to load the text file, the program displays LOADING to reassure you that the program has not hung up.

**MOVE.** This command transfers a specified block of lines either forward or backward in the text file. Lines MOVED to must be empty (blank); lines MOVED from are left empty. Insert may be used to place empty lines where needed.

If a non-empty TO line is found, the transfer of lines stops, and a "LINE n NOT EMPTY" message is displayed. However, no text is lost. After the MOVE is complete, the text is displayed by VIDEO.

**PRINT.** This command prints the text file. Remember to reset FORMAT before trying to PRINT your text. If the printer is not ready to go, PRINTER NOT READY. ABORT (Y/N) is displayed, and you have a chance to get the printer ready or to go back to the command mode.

The BLANK command is automatically executed before PRINTing, as a blank line would cause a FUNCTION CALL error. During its operation, first DELETING BLANK LINES, the PRINTING is displayed. If the printer encounters an end-of-page character (ASCII 17) that page will be terminated early, the normal between-pages spacing inserted and the next full page started. Note: It is assumed that roll paper is being used; no form feeds are used.

Different printers operate somewhat differently, so you may have to change some things in lines 1680-1740. Specifically, my printer, a COMPRINT 912, interprets the ASCII control character 30 in line 1680 as continuous control (no pagination). The corresponding control character 28 in line 1740 means paginate (insert seven blank lines).

Some printers may require line feed characters (usually ASCII 10) after each printed line.

Some printers will not accept the LPRINT at the end of line 1690, and require LPRINT-CHR\$(138) (or LPRINT""") instead. If the 138 pseudo-control character in line 1710 does not work for you, use:

```
1710 M=M+1:IFSFORK=1TOS:LPRINT"" :NEXTK
```

Continued on page 54

# BUSINESS CONTROL PROGRAMS

☐ PAYROLL ☐ GENERAL LEDGER ☐ ACCOUNTS PAYABLE ☐ ACCOUNTS RECEIVABLE

These business systems are designed with the business manager in mind. Major changes in your current bookkeeping methods are not necessary to make these programs work for you. Data may be entered into any one of the systems either directly or through subprograms, so that duplicate data entry is not required. This avoids mistakes.

Accurate reports of financial activity may be obtained on a scheduled basis or at irregular intervals.

The systems require CP/M and CBASIC. Customization, installation and training are available at additional cost. WRITE FOR SAMPLE REPORT AND TRIAL DISK—\$25.00 (credited toward purchase price).

- A Totally Linked Single Entry Accounting System
- Completely Screen Oriented Systems Provide User Prompting for Each Entry
- User Assignable Account Numbers
- Flexible, Reliable and Efficient
- Installation and Training Available

AS LOW AS **\$250<sup>00</sup>** ea.


**CP/M 2.2 Control Program for Microcomputers**  
Enabling You to Run Software Published for  
CP/M 1.4 on the TRS-80 Model II (Including Communications Programs)

**CP/M<sup>®</sup> 2**

CP/M is considered the industry standard disk operating system because it gives you the hardware-independent interface you need to make your computer work for you. FMG CORPORATION NOW OFFERS THE CP/M 2.2 FOR THE TRS-80 MODEL II. The latest in the evolution of a reliable and efficient software system, CP/M 2.2 features an enhanced upward compatible file system and powerful new random access capabilities. From minidisks and floppy disks, all the way to high-capacity hard disks (when available), the flexibility of CP/M 2.2 makes it a truly universal operating system. The package includes an 8" system disk, editor, assembler, debugger and communication software for the TRS-80 Model II. Special utilities not available with other CP/M systems are also included in FMG's CP/M 2.2

(CP/M is a registered trademark of Digital Research Corp. TRS-80 is a registered trademark of Radio Shack)

**\$200<sup>00</sup>**



From the  
ORIGINATOR  
of the

**TRS-80<sup>®</sup> PROJECT**



P.O. Box 12  
Ft. Worth, Texas 76133  
Phone (817) 294-2510

✓ 12



Send for FREE CATALOG

**THE PASCAL/MT<sup>™</sup> As Low As \$250.00**

PASCAL/MT<sup>™</sup>, a native code PASCAL compiler designed for 8080/8085 and Z80 microcomputer systems, provides an efficient development cycle as well as efficient execution of object programs.

- Compiler executes under the CP/M operating system in as little as 32 K bytes of RAM
- Interactive Symbolic Debugger which enables the programmer to examine variables, set a breakpoint, and trace procedure calls interactively at run time
- Compiles at the rate of 600 lines per minute on a 2 MHz 8080
- Programs Execute up to 10 TIMES FASTER than popular interpretive Pascals
- The code generated is 8080 object code which is ROMable with a minimum run time overhead of 1.5K bytes
- Interrupt procedures allow the pro-

- grammer to write interrupt drivers for I/O and other real time tasks in Pascal/MT
- Bit manipulations of variables may be performed with the built-in procedures: SETBIT, CLRBIT, TSTBIT, SHL, SHR, SWAP, LO, HI.
- Assembly language subroutines may be called from Pascal/MT
- Business arithmetic version of Pascal/MT is also available
- Pascal data structures supported are: ENUMERATION AND SUBRANGE TYPES, RECORD, ARRAY, REAL, INTEGER, CHAR, and BOOLEAN
- Not implemented are: SETS, GOTO, GET, PUT

PASCAL/MT<sup>™</sup> includes compiler and a real time symbolic debugger. The system requires 32K minimum and 2 mini disks or one 8" disk.

A little revision should allow any printer to be used.

**REPLACE.** This command allows any specified line to be replaced with a newly entered line. REPLACE operates just like ADD, except that it applies to only one line. After a FILE FULL message, you cannot REPLACE a line.

**SAVE.** This command records the text file on cassette. The program pauses to let you get the cassette into position. It displays SAVING during operation. You can record four lines of text per data block to save time and tape. If the line length is greater than 61 characters, only three lines of text can be recorded per block. If it is greater than 82 characters, only two lines of text can be recorded per block. If it is greater than 123 characters, only one line of text can be recorded per block.

To make the changes (if necessary), change the four at the end of line 1780 of the program, the three in line 1790, and reduce the number of X\$(i)'s in line 1810 to the number of lines per block being recorded.

To LOAD the text recorded with the revised SAVE routine, corresponding changes must be made to lines 1540 and 1550 of the program. If text lines are more than 60 characters long, NL should be redefined in program line 30 to approximately 7200/(characters per line). The exact value should be a number divisible by lines per block. NL = 120, for example 120 is evenly divisible by four.

**VIDEO.** This command displays the text file on the video display. If the line length is greater than 60 characters (64 if Line Nos. was set N in FORMAT), the lines will "wrap around" to the next display line.

After each displayed page of text, the program halts showing PRESS ENTER?. To display the next page just press ENTER; to return to the command mode (to EDIT a line, etc.) key in any letter, then press ENTER.

**VIDEO** may show one of three non-text markers at the end of a line: A left arrow for do-not-justify, a down arrow for end-of-page or an underline after any trailing space. These markers allow you to keep better track of the text.

**EXIT.** This command allows for a graceful end to the program. More importantly, it **CLEARs** the string space to its normal value, so that the next program you run does not crash. It is easy to forget to CLEAR 50. It also returns the TRS-80 to its normal speed (OUT254,0).

This command asks again if you really want to EXIT from the program to avoid accidental loss of the text file.

**HELP.** This command displays all 17 legal commands and their one-word definitions, to refresh your memory. It also tells how to return to the command mode, for those commands that do not automatically return.

```

1230 PRINT"LINE SPACES =";S;:INPUT"NEW =";S
1240 PRINT"LINE NOS. = ";NS;:INPUT"NEW (Y/N)";NS
1250 PRINT"FIRST LINE = ";FL;:INPUT"NEW =";FL
1260 PRINT"LEFT MARGIN = ";LM;:INPUT"NEW =";LM
1270 PRINT"PAGE LENGTH = ";PL;:INPUT"NEW =";PL
1280 PRINT"PAGE NOS. = ";PN$;:INPUT"NEW (Y/N)";PN$
1290 PRINT"FIRST PAGE = ";FP;:INPUT"NEW =";FP
1300 PRINT"PAGE 1 NO. = ";P1$;:INPUT"NEW (Y/N)";P1$
1310 PRINT"HEADING = ";H$;:INPUT"NEW =";H$;GOTO60
1320 CLS:PRINT"LEGAL COMMANDS ARE:" ' HELP
1330 PRINT"A ADD","B BLANK","C COMPILE","D DELETE","E EDIT",
      "F FORMAT","H HELP","I INSERT","J JUSTIFY","K KILL","L
      LOAD","M MOVE","P PRINT","R REPLACE","S SAVE","V VIDEO
      ","X EXIT"
1340 PRINT"KEY 'SHIFT-@' TWICE TO RETURN FROM A,E,I,R TO COMMAND
      MODE":GOTO60
1350 INPUT"INSERT AT LINE";L:IFL<0ORL>LAGOTO80 ' INSERT
1360 IFNL=LA+1PRINT"FILE FULL":GOTO60ELSEIFRGOTO60
1370 FORI=LATOLSTEP-1:AS(I+1)=AS(I):NEXTI
1380 AS(L)="" :LA=LA+1:L=L-1:IFITRETURNESEIT=1:GOTO90
1390 CLS:PRINT"JUSTIFYING":FORL=0TOLA=X=LEN(AS(L)):JUSTIFY
1400 IFX<2GOTO1500ELSEFORI=XTO2STEP-1:A=ASC(RIGHT$(AS(L),1))
1410 IFA=UTHEA$(L)=LEFT$(AS(L),I-1):X=X-1:NEXTI
1420 IFX>=LLORA=17ORA=20THEN1500ELSEJ=0:K=1:FORI=1TOX
1430 IFMID$(AS(L),I,1)>S$THENK=0ELSEIFK=0THENK=1:S(J)=I:J=J+1
1440 NEXTI:IFJ=0GOTO1500
1450 K=ROUND(J)-1:IFINT(J/2)=J/2ORJ=1THENN=1ELSEN=2
1460 FORI=1TOLL-X:T(K)=T(K)+1:K=K+N:IFK>J-1THENK=K-J
1470 NEXTI:FORI=J-1TO0STEP-1:AS=STRING$(T(I),S$):T(I)=0
1480 AS(L)=LEFT$(AS(L),S(I))+AS+RIGHT$(AS(L),LEN(AS(L))-S(I))
1490 NEXTI
1500 NEXTL:GOTO1830
1510 CLS:INPUT"REALLY KILL (Y/N)";AS:IFAS="Y"THENRUNELSE60 ' KILL
1520 GOSUB1820:CLS:PRINT"LOADING" ' LOAD
1530 INPUT#-1,LA,LL,S,NS,FL,LM,PL,PN$,FP,P1$,H$
1540 FORI=0TOLASTEP4:INPUT#-1,X$(0),X$(1),X$(2),X$(3)
1550 FORJ=0TO3:L=I+J:X=LEN(X$(J)):AS(L)="" :IFX<1GOTO1570
1560 FORK=1TOX:AS(L)=AS(L)+CHR$(ASC(MID$(X$(J),K,1))-128):NEXTK
1570 NEXTJ:NEXTI:GOTO60
1580 INPUT"FIRST LINE TO MOVE";F:IFF<0THENF=0 ' MOVE
1590 INPUT"LAST LINE TO MOVE";Z:IFZ>LATHENZ=LA
1600 IFF>ZTHEN60ELSEINPUT"FIRST NEW LINE";N:FORI=FTOZ
1610 IFLEN(AS(N))PRINT"LINE";N;"NOT EMPTY":GOTO60
1620 AS(N)=AS(I):AS(I)="" :N=N+1:IFN>LATHENZ=N
1630 NEXTI:GOTO1830
1640 IFPEEK(14312)<128THENX=FP:M=FL:GOTO1670 ' PRINT
1650 INPUT"PRINTER NOT READY. ABORT (Y/N)";AS
1660 IFAS="Y"THEN60ELSEINPUT"PRESS ENTER";AS:GOTO1640
1670 R=1:GOSUB480:CLS:PRINT"PRINTING"
1680 LPRINTCHR$(30):IFPN$<>"Y"OR(P1$="N"ANDX=1)GOTO1700
1690 LPRINTTAB(LM)H$;TAB(LL+LM-7)"Page";USING"###";X:LPRINT
1700 FORP=MTOM+PL-1:IFP>LAGOTO1740
1710 M=M+1:IFSLPRINTSTRINGS(S,138)
1720 LPRINTTAB(LM):IFNS="Y"PRINTUSINGF$;P;
1730 LPRINTAS(P):IFASC(RIGHT$(AS(P),1))<>17NEXTP
1740 LPRINTCHR$(28):IFP>LATHEN60ELSEX=X+1:GOTO1680
1750 INPUT"REPLACE LINE";L:IFL<0ORL>LAGOTO80 ' REPLACE
1760 R=1:AS(L)="" :L=L-1:GOTO90
1770 GOSUB1820:CLS:PRINT"SAVING" ' SAVE
1780 PRINT#-1,LA,LL,S,NS,FL,LM,PL,PN$,FP,P1$,H$:FORL=0TOLASTEP4
1790 FORJ=0TO3:I=L+J:X=LEN(AS(I)):X$(J)="" :IFX<1GOTO1810
1800 FORK=1TOX:X$(J)=X$(J)+CHR$(ASC(MID$(AS(I),K,1))+128):NEXTK
1810 NEXTJ:PRINT#-1,X$(0),X$(1),X$(2),X$(3):NEXTL:GOTO60
1820 INPUT"READY CASSETTE, THEN PRESS ENTER";AS:RETURN
1830 CLS:X=FP-1:FORM=FLTOLASTEPPL:X=X+1 ' VIDEO
1840 IFP1$="N"ANDX=1GOTO1860
1850 IFPN$="Y"PRINTH$;TAB(LL-7)"Page";USING"###";X:PRINT
1860 FORI=MTOM+PL-1:IFI>LAGOTO1890
1870 IFSPRINTSTRINGS(S-1,10)
1880 GOSUB1910
1890 NEXTI:AS="" :IFI<=LAINPUT"PRESS ENTER";AS:IFAS<>"M=LA
1900 NEXTM:L=LA:GOTO60
1910 Y=LEN(AS(I)):IFYTHENA=ASC(RIGHT$(AS(I),1))ELSEA=0
1920 IFNS="Y"PRINTUSINGF$;I;
1930 PRINTAS(I):IFA=17PRINTCHR$(92);
1940 IFA=20PRINTCHR$(93);ELSEIFA=UPRINTCHR$(95);
1950 IFNS<>"Y"ORY<>60PRINT
1960 RETURN
1970 CLS:INPUT"REALLY EXIT (Y/N)";AS:IFAS<>"Y"GOTO60 ' EXIT
1980 CLS:CLR50:OUT254,0:END

```

### Potential Program Problems

Speed is the most noticeable problem, but this is inherent in BASIC strings. The lack of speed shows up as brief pauses in program operation. As the text file becomes full, the pauses become more frequent and longer. Each time BASIC manipulates a string, it must assign a new location for it in string space. This quickly fills up string space, so a garbage collection routine is used to delete all of the old, no-longer-needed versions.

This periodic garbage collection causes the pauses. Some other BASICs avoid this string-handling problem by requiring that the length of all strings be specified in advance, thus trading off flexibility and memory space for speed.

One partial solution to the speed problem is to install the Archbold TRS-80 clock control board. The OUT254,1 at the end of line 50 automatically increases speed by 50 percent if this has been done. Otherwise, it has no effect.

A program halt accompanied by a BASIC error message or from accidentally touching BREAK does not necessarily mean that your text file is lost. In most cases you can recover by

typing GOTO 60, then pressing ENTER. This puts you back into the command mode.

A trailing space in the 60th position on a line will cause a wrap-around underline marker on the next line when displayed. Such a trailing space can be removed by using EDIT, COMPILE, or JUSTIFY.

Under some conditions, an extra blank line may be inserted in the video display when text is being keyed in. This is not an extra line in the actual text file, as can be verified by using VIDEO.

When using EDIT, if you delete all printable characters following the cursor, it stops flashing and becomes solid. This does no harm; press L to get back to normal operation.

If a text line has more than 22 words and requires over 21 spaces to justify, an error will occur in JUSTIFY. To avoid this, redimension arrays S and T in line 30, but not too much, or you will run out of memory.

### Program Modifications

This program requires 7226 bytes of memory as loaded, but uses nearly all the memory of a 16K TRS-80 when RUN.

For a 32K TRS-80, change CLEAR7400 to CLEAR22000 and change NL=120 to NL=360 in line 30. This not only triples the size of the text file, but also increases the program's speed.

This program uses the ASCII control characters 17 and 20 as markers representing end-of-page and do-not-justify, respectively. If these characters are not NOPs (no operation) on your printer, change 17 in program lines 320, 1040, 1420, 1730, and 1930 and/or change 20 in program lines 470, 1050, 1180, 1420, and 1940 to values that do not affect your printer.

You may want to add extra features to this program. Be warned: There are less than 100 bytes of memory left unused. For everything added, something will have to be deleted. I have already minimized REMarks, used multiple statement lines, reused variables, and left out all spaces to save memory, as well as to increase speed.

To help with possible modification, I have included Table 1 Arrays and Variables. A brief REMark shows the entry point for each command. Even more brief REMarks show the entry points for subcommands in ADD and EDIT. ■

## INFINITE BASIC

### For MOD I TRS-80™ Tape and Disk Systems

#### Extensions to Level II and Disk BASIC \$49.95

Full MATRIX Functions — 30 BASIC commands!!

Mathematical and common matrix functions. Change arrays in mid-program. Complete array handling. Tape array read and write, including strings. Common subroutine calls.

Over 50 more STRING Functions as BASIC commands!! String manipulation, translation, compression, copying, search, screen control, pointer manipulation and utility functions. Includes multikey multivariable machine language sorts. Load only machine language functions that you want! Where you want in memory! Relocating linking loader! More than you ever expected!!

#### ∞ BUSINESS (Requires Infinite BASIC) \$29.95

20 Business oriented functions including:

Printer Automatic Pagination with headers and footers!

Packed Decimal Arithmetic (+, -, \*, /) 127 digits!

Binary array searches and hash code generator!

#### COMPROC Command Processor for Disk Systems \$19.95

Auto your disk to perform any sequence of DOS commands, machine language loads, BASIC, memory size, run program, respond to input statements, etc. Single BASIC command file defines execution! Includes auto key-debounce, screen print and lower case software driver.

#### REMODEL + PROLOAD Specify 16, 32, or 48K Memory \$34.95

REnumber any portion or all of BASIC program. MOve any portion of program from one location to another. DElete program lines. MERGE all or any portion from tape. Save and verify portion or all of combined merged programs to tape.

#### GSF (Specify 16, 32, or 48K) \$24.95

18 Machine language routines. Includes RACET sorts.

CHECK, VISA, M/C, C.O.D.  
Calif. Residents add 6%

Telephone Orders Accepted (714) 637-5016

TRS-80 IS A REGISTERED TRADEMARK OF TANDY CORPORATION

#### DEALER INQUIRIES INVITED

WHEN ORDERING PLEASE  
ADVISE PUBLICATION SOURCE

## DISK SORT MERGE 'DSM'

### For MOD I and MOD II TRS-80™

Now you can sort an 85K diskette  
in less than 3 minutes\* — FAST

Perfect for your multi-diskette RANDOM file mailing lists, inventory, etc. Ideal for specialized report generation. Sort, merge or combination. All machine language stand-alone package — Efficient and easy to use. No separate key files required! Physical records are rearranged on diskette! Supports multiple sub records per sector including optional sector spanning. Sorts on one or more fields — ascending or descending. Sort fields within records may be character, integer, and floating-point binary. Provides optional output field deletion, rearrangement, and padding.

\*Sort timings shown below are nominal times. Times will vary based on sort and system configurations. Nominal times based on Mod I 48K 4-drive configuration, 64 byte records, and 5 sort keys.

TYPE	FILE SIZE	SORT TIME	TYPE	FILE SIZE	SORT TIME
	(Bytes)	(Sec)		(Bytes)	(Sec)
SORT	16K	33	SORT	340K	1081
SORT	32K	49	SORT	680K	2569
SORT	85K	173	SORT and 85K SORT +		
SORT	170K	445	MERGE	1275K Merge	1757

DSM for Mod I (Minimum 32K, 2-drives) \$75 On-Disk

DSM for Mod II (Minimum 64K, 1-drive) \$150 On-Disk

#### Mod II Development Package \$100

Machine Language SUPERZAP, plus Editor/Assembler and Disassembler patches.

#### Mod II Generalized Subroutine Facility 'GSF' \$50

✓ 41 **RACET COMPUTES**  
782 Palmdale, Orange CA 92665

*The de facto standard is challenged by Radio Shack.*

# Pencil VS. Scripsit

by Jim Perry  
80 Staff

The Electric Pencil from Michael Shroyer Software and Radio Shack's Scripsit are both sophisticated word processors for the TRS-80. Scripsit is the "official" offering from Tandy Corporation, whereas Pencil has been the de facto standard for more than a year. Each program, written in assembly language, can be used with either cassette or disk systems.

Word processing is one of the microcomputer's most useful applications. Using a word processor documents can be edited,

reformatted or printed out with a minimum of effort. Instead of the usual "Dear Sir or Madam," form letters can be customized with the name of the intended reader. By storing a selection of paragraphs, standard responses to a number of inquiries can be produced in a minimum of time.

Its list of applications is endless. Once you have the opportunity to use such a system, you'll wonder how you ever managed without one!

## Upper and Lowercase


Any word processor without the ability to produce both upper and lowercase letters has limited usefulness. Because of penny-pinching at Radio Shack, the TRS-80 was produced without the five-dollar memory chip needed to display lowercase letters. Since that time, various companies have made available reasonably priced (less than \$30) hardware conversion kits for the computer, but all involve opening up your keyboard and voiding Radio Shack's warranty. The most popular conversion is designed to interface with the Electric Pencil and includes an extra control key for special commands.

When Radio Shack announced Scripsit, they also released the official lowercase modification—at a cost of \$99. Either Pencil or Scripsit can be used as uppercase systems without any modification to your computer.

Radio Shack's conversion has no extra key. The @ key performs as the control key (to produce @, the shift 0 is used). Luckily, for the thousands of owners with non-Radio Shack modifications, Scripsit will work with the normal Electric Pencil lowercase modification. However, anyone who has Radio Shack install a lowercase kit is stuck with Scripsit. The Electric Pencil will not produce lowercase with this official modification.

Scripsit costs \$69 for the cassette version and \$99 on disk. The Electric Pencil retails for \$100 for the cassette only version. A cassette for disk based systems costs \$150.

This review is based on the disk versions of



Typical Scripsit display.

both programs. In both cases all the cassette commands are still available.

If you start off with the cassette version of either program (because you don't have disks), you can copy all your files onto disk at a later date. As supplied, neither will operate with NEWDOS, but patches are available from Apparat that allow both to work with this DOS.

## Manuals

The Electric Pencil comes with a 32-page operator's manual, written as a guide rather than a textbook, and the technique works well. Even though there are more than 40 commands available, the average user can develop a good understanding of the system in an afternoon of reading and experimenting.

The Scripsit disk is supplied with sample text files, and two program versions—one for uppercase only and the other for systems with a lowercase modification.

The documentation is much more impressive than that supplied with Electric Pencil, complete with ring binder and a three-cassette audio instruction course. However, the taped instruction course needs about six hours to listen to, and the manual is written as an accessory to the audio. As a result of this programmed learning

WORD NUMBER	X
RCRD NUMBER	Y
DISK DACTRY	DI
SAVE DSKFIL	DS
LOAD DSKFIL	DL
CLER AA CUR	CAA
CLER AB CUR	CAB
CLER SYSTEM	CLR
RIGHT JUSTIFY	JB-1
LINE SPACING	S1-5
PAGE SPACING	A2-20
PAGE LENGTH	G1-72
LEFT MARGIN	MB-100
PAGE NUMBER	M1-255
PRNT LENGTH	PO-255
LINE LENGTH	L25-160

Electric Pencil menu.

---

## *Scriptsit is cheaper and more flexible, so how can the Pencil compete?*

---

approach, the manual is not really usable on its own. The quick reference sheet included in the package is the nearest you get to a simple user guide.

The Electric Pencil has a menu of print parameters, such as line length and page length, and you set them all before printing. The parameters are not stored with the text file, and this means that you have to remember what they were.

Scriptsit differs fundamentally from the Electric Pencil in this respect. Scriptsit uses format lines that are saved as a part of the text. Every time a file is used, it automatically sets its own printing parameters. This difference in operation gives Scriptsit far more flexibility than the Electric Pencil. Also, the number of commands available in Scriptsit is greater than the 40 or so available to the Pencil user, but this also makes it much more difficult to understand and use.

Surprisingly, three of the most useful features of Electric Pencil are not available to the Scriptsit user! The suffix /PCL is automatically added to all files created by Pencil. This makes it easy to spot them on your disk directory. Pencil only recognizes files with the /PCL suffix. Scriptsit does not add a suffix to files, leaving it to the user to supply them.

The command DI(1,2 or 3) in Pencil gives a directory of all files with the /PCL suffix on the drive specified. (The default is drive 0.) In Scriptsit you have to exit the system and use the DIR command when in DOS, then return to Scriptsit, quite a messy procedure; and, in fact, impossible, if you make the mistake of turning Scriptsit into an AUTO command on the disk, as I did!

The third feature missing from Scriptsit is the ability to kill files, again you are expected to return to DOS etc.

### **Conclusion**

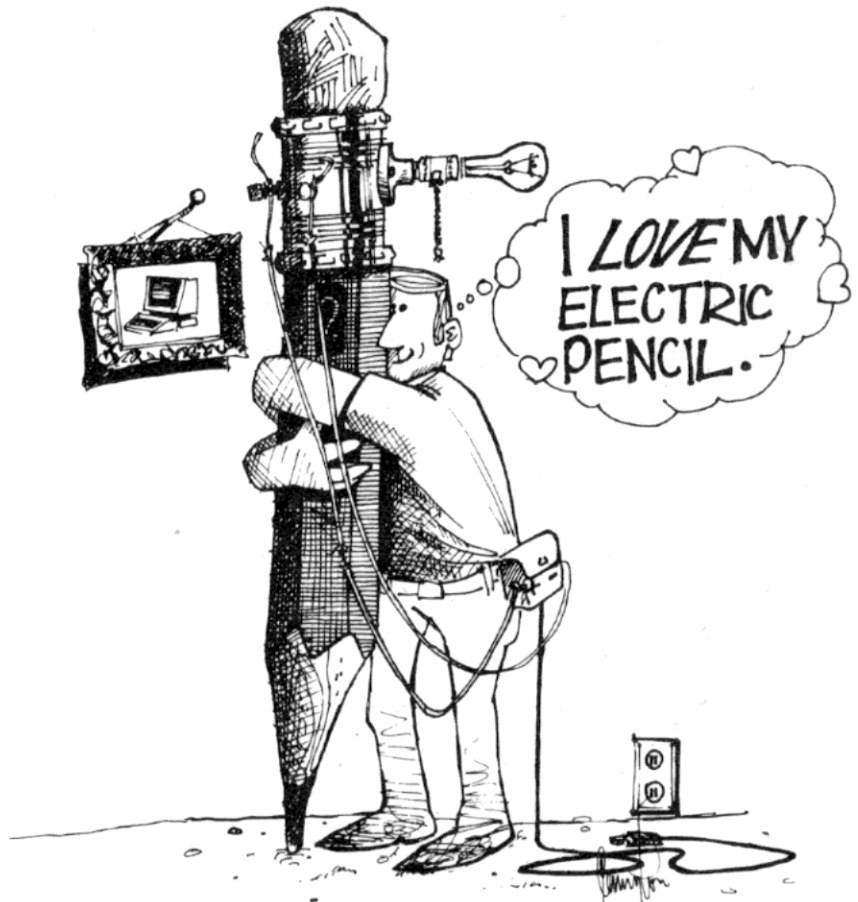
Apart from the three omissions described above Scriptsit has a much larger set of formatting commands than Pencil—tabs, centering, flush right, alternate page headings and footnotes to name just a few. By careful use of these

commands your printouts can be made to do amazing things, but the format instructions can drive you crazy. Maybe the six hour course wasn't such a loopy idea after all!

Scriptsit is cheaper and more flexible, so how can the Pencil compete? Simplicity is the answer, I tend to create files in Pencil and print them out with Scriptsit—the 80 office system has the unofficial modification, so both pro-

grams can be used.

For real fancy printing Scriptsit is a must, but for ease of operation, Pencil can't be beat. Maybe somebody will come up with a Pencil compatible with the Radio Shack modification, or, perhaps, produce software that is as nice to use as Pencil—but as advanced as Scriptsit. Until that time, Scriptsit is the new champion of word processing. ■



*Psst, want some extra commands — try Level III.*

# Level III

Ronald H. Bobo  
3246 Gravois  
St Louis MO 63118

**L**evel III was written by Bill Gates, president of Microsoft, which produced Level II BASIC for Radio Shack, so there is no question of compatibility. Furnished on cassette, Level III is attractively packaged and is accompanied by an excellent instruction manual as well as a convenient fold-up card containing all statements, commands and functions of both Levels II and III. Level III statements are printed in red on the card.

As stated in the instruction manual, Level III is not just another BASIC, but an actual enhancement to the already versatile Level II BASIC. Requirements for using Level III are a Radio Shack TRS-80 computer with Level II BASIC and a minimum of 16K random access memory. According to the manual, Level III occupies about 5.25K of existing RAM. This still leaves 10K for programming space in a minimum system.

Although Level III will not work with Radio Shack's disk BASIC, a disk file version is included on the tape for those who might wish to save it on disk. Presumably, Level III can be used instead of Disk BASIC with a disk system.

## Level III Features

As soon as Level III is loaded,

you should notice one big difference. No more keyboard bounce! More reliable tape loading is also assured. Volume setting on the tape recorder is not nearly so critical as with Level II. Two new commands, SAVE and LOAD replace CSAVE and CLOAD. Of course, a program saved with the new command will still load under the CLOAD command when using Level II, but volume setting will again be critical. Although all recorders are not the same, most programs in Level II load at a volume setting between 4 and 5 on my machine. Curiously, I must crank it up to about 8 before the Level III cassette will load.

For those who miss the one-letter abbreviations of Level I BASIC, behold! Type LSET LIST, hit ENTER, and 26 one-letter abbreviations will appear on the CRT. These are activated by pressing the shift key and the desired letter key simultaneously. Some even have ENTER included, i.e., press shift and R and RUN is printed out and automatically entered; you don't have to press the ENTER key.

If you have data that is to be entered in a program frequently and it is not included in the list of abbreviations, despair not. All LSET entries are user-changeable. For instance, in writing a graphics program, you may want to use CHR\$ often. Type LSET L = "CHR\$(", enter, and now, when you type a shifted L,

CHR\$ will be printed, followed by a left parenthesis. Typing LSET L = "LIST" will return the shifted L to its original definition.

What about using a printer with lowercase letters? Nothing simpler. Typing LSET RESET will turn off all shift-key entries. Type LSET SET to turn them back on again.

Shift-key entries need not be commands. If you're running a program that requires certain phrases to be input repeatedly, these may be set up as shift-key entries. The string expression in an LSET may be any string up to 15 characters.

I can personally testify that in copying a couple of lengthy game programs from a book, using just three of the LSET commands (T for THEN, F for GO TO and G for GOSUB) saved considerable typing.

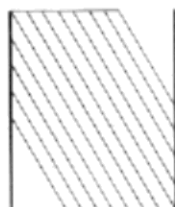
Another special feature of Level III is Line Renumbering. This is a flexible command, and all of its possibilities will not be dealt with here. Suffice it to say that typing NAME will renumber all program lines, starting with 10 as the first line and incrementing by 10. Other possibilities allow you to specify that renumbering begin at a specific line, specify new beginning line number and specify the increment, as well as various combinations of these.

Now we can make all the inevitable changes and insertions in our programs and still end up with an attractive looking format. All GOTOs, GOSUBs and

---

**I can...testify  
that in copying a  
couple of lengthy  
game programs using  
just three commands  
...saved considerable  
typing.**


---



**NEECO** (THE PET PEOPLE) **ANNOUNCES**

**400K** DISK  
STORAGE  
(Before DOS)

**FOR YOUR TRS-80\***  
(in a single housing)

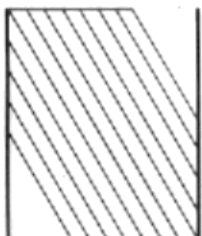


**\$1295.00**

- ★ 400K Raw Storage
- ★ Plug Compatible to TRS-80\*
- ★ Uses TRS-80\* DOS
- ★ Available from Stock

• Painted TRS-80\* grey • Shipping Wt. 21 lbs.

**DEALER and OEM INQUIRIES INVITED**



**NEECO**

143

679 Highland Ave.  
Needham, Massachusetts 02194  
TELEX 951021

**(617) 449-1760**

Mon-Fri 9:30-5:30  
MasterCharge &  
Visa Accepted

**\*TRS-80 is a trademark of Tandy Corp.**

# YES

OUR PRODUCTS WILL ADD A NEW  
DIMENSION TO YOUR TRS-80™

IMPORTANT: All our products are:  
-fully assembled, tested and guaranteed  
-supplied with their own power supply  
-shipped with all necessary cables & connectors  
-used with Level II BASIC in and out command

## • EXPANDABUS \$80

Now you can hook up to 5 accessories to the TRS-80 Bus. Can be chained if more than 5 are needed. Not a loose board! 1

## • INTERFACER 2 \$85

16 channel I/O module, 8 inputs, 8 outputs, 2 relays, 2 opto-isolated inputs. Very easy to use with BASIC. Extensive user's manual included. Sold worldwide for over a year. 2

## • BLIPPO 15 tones 3 octaves \$39

The only low cost true synthesizer. Uses BASIC. Generates its own tones and does not tie up the TRS-80. Up to 10 notes per second. Built-in power supply and speaker. Now it's easy to add sound to any program. 3

## • ANALOG 80 \$112

8 channel ANALOG TO DIGITAL converter. Anything that can be electrically measured can be interfaced to your TRS-80 - voltage, current, temperature, pressure, light level, .... No assembly language needed. 4

## • DAC 80 \$94

DIGITAL TO ANALOG module. 8 Bit 5% accuracy. Latest technology. Use to synthesize wave forms, program power supply, control motor speed or light levels... 5

TO ORDER: Send check or M.O. Add \$3 for S & H. PHONE ORDERS: (212) 296 5916 N.Y. RES ADD TAX

Alpha Product Co. 85-71 79th St. Woodhaven NY 11421

TRS 80™ is a trademark of Tandy Corp

**ALPHA** <sup>210</sup> product company

85-71, 79th ST., WOODHAVEN, N.Y. 11421 (212) 296-5916

enclose 50¢ P & H

I would like information on 1 2 3 4 5 6

Name (print) \_\_\_\_\_

Address \_\_\_\_\_

City \_\_\_\_\_

State \_\_\_\_\_ Zip \_\_\_\_\_

other references to line numbers within program statements are, of course, changed to agree with the new numbering.

When you get an error message, you'll no longer have to grab for the Level II manual to interpret that pesky two-letter code. Level III spells out all error messages. For those who own the Radio Shack expansion interface but no disk drive, Level III allows access to the integral clock-calendar.

Under the Radio Shack Disk Operating System, DATE sets the date and TIME sets the time of day, which may then be accessed by the CLOCK command under DOS or TIMES under disk BASIC.

Level III simplifies this procedure considerably. Type CMD "R" and you can then set date and time all in one operation. PRINT TIMES will then display date and time in a 24-hour format. TIMES may be used in conjunction with RIGHTS, LEFTS or MIDS to access one or any combination of date, hours, minutes and seconds.

Although BASIC programs require decimal numbers, Level III will do the converting for you. Preface a hexadecimal number with &H or an octal number with & and conversion will be automatic. Caution: This will not work in DATA statements or in response to INPUT statements.

Probably all of us have experienced a system lockout at one time or another. Control of the TRS-80 is lost and, no matter which key you hit, nothing happens. You can recover from this state by pressing the reset button, but if you're using the expansion interface, hitting reset results in a complete loss of memory. Level III allows you to use the BREAK key instead of reset. Using BREAK will recover control and memory will not be lost, even with the expansion interface attached.

### Graphics

Level III graphic capabilities are considerably advanced over those of Level II. Level II requires that, when drawing a line or rectangle, you define all the points yourself. In Level III you need only define two points on the

screen and a line or rectangle will be drawn between them. Level III also allows retrieval of a graphics array for storage and later use in the same or a different screen area. This greatly simplifies the writing of programs using graphs, pictures or animation.

Two graphics modes, designated Character Mode and Graphics Mode, are used in Level III. In Character Mode, the screen is divided into a grid composed of 64 character positions across by 16 down. Each position is further divided into a two-by-three graphics block. In Character Mode, any alphanumeric character or any of the 63 special graphics characters may be placed at any specified character position using X-coordinates (0-63) and Y-coordinates (0-15). Graphics characters are printed by specifying the appropriate CHR\$ (129 to 191).

In Graphics Mode a finer grid, measuring 128 across by 48 down, is used. The Level II functions SET, RESET and POINT are used here.

The new Level III graphic statements LINE, GET@ and PUT@ may be used in either Character or Graphics mode.

LINE is used to draw a line between any two points on the screen. It will also draw a rectangle, providing the two specified points are diagonally opposite corners. In the Character Mode, the line or rectangle is composed of the first character of a string expression that follows the specified coordinates. LINE, followed by two sets of coordinates and a string, results in a straight line of Xs, or whatever the first character may be. Adding a "comma B" after the string will cause a rectangle of characters to be printed. For example, 10 LINE (32, 14) (45, 10), "X", B will print a rectangle composed of Xs near the bottom of the screen and slightly to the right of center. Using BF instead of B alone will fill in the rectangle with Xs.

In the Graphics Mode, SET is used instead of the string to turn on graphics blocks as in Level I or II. Again B or BF may be used to outline a rectangle or print a

solid white block, respectively. With proper use of RESET, black graphics may be printed on a white background.

Let me add that these graphics are fast! Typing 10 LINE (0,0)-(127,47), SET, B and RUNing will result in a white border around your entire screen instantly! No more waiting for a slow line to be drawn.

GET@ and PUT@ are versatile graphics statements. GET@ allows you to save in an array all graphics that are within the defined area of the screen. Once saved, the graphics may be replaced at any area of the screen using PUT@ followed by the desired coordinates.

There are five options when PUT@ is used. Using SET in the PUT@ statement returns the array to the CRT exactly as it was saved. RESET reverses everything. All "on" blocks are turned off and all "off" blocks are turned on. Using AND will result in a block being turned on only if it is "on" both on the screen and in the array. OR causes a position to be turned "on" if it is "on" the screen or in the array or both. Using XOR, a position will be turned "on" only if its status in the array is opposite that on the screen.

Graphics arrays must be properly dimensioned in order to avoid an error message. A one-line array requires 64 bytes, while the entire screen will be 1024. A formula is given in the manual for determining what the needed array space should be.

#### Other Features

The following four features, which appear to be identical to those in Radio Shack disk BASIC, will be discussed briefly.

MID\$ in Level III may be used on the left as well as the right side of an assignment statement. This will allow you to replace part of one string with another.

INSTR searches one string for another string. A subroutine for this was given in the Level II manual. This need no longer be used.

DEF FN, a sad omission from Level II, allows user-defined

functions. String as well as numeric functions may be defined.

Up to ten different machine-language routines may now be stored simultaneously in memory and accessed with the USR function. DEFUSR informs BASIC of the starting address of a machine-language routine. It is no longer necessary to POKE the starting address, although still possible.

The LINE INPUT statement appears to differ from that in disk BASIC. According to a listing of disk BASIC, version 2.1 in one of the Radio Shack brochures, LINE INPUT is used to input a line of data from disk into a string variable.

In level III, LINE INPUT is similar to INPUT with added features. LINE INPUT assigns a string variable name to an entire line of input, including commas or other punctuation. Everything typed before ENTER will be part of the string.

Adding #LEN to either the INPUT or LINE INPUT statements will set a limit on the amount of time allowed for response to the INPUT. 10 INPUT #LEN 4,100;Q will result in the program branching to line 100 if Q is not entered within four seconds. All timing is done in software, so the expansion interface is not necessary.

Speaking of the expansion interface, the system clock is prone to bollixing up tape operations. The clock should always be turned off before a SYSTEM, PRINT#-1 or INPUT#-1 operation. Entering CMD "T" will turn the clock off, and CMD "R" turns it back on. LOAD and SAVE do their own turning on and off automatically.

PRINT #-3 allows output to a printer or other peripheral that may be attached to your RS-232 port. Input from the port will still require a machine-language routine.

Level III BASIC appears to be a worthwhile acquisition for any serious TRS-80 user, especially one who would like the power of disk BASIC without the added expense of a disk drive. Add in all the extras not contained in disk BASIC, and it becomes desirable even for a disk owner. ■

# THE GREEN SCREEN

If you spend more than a few minutes with your TRS-80® you will welcome this inexpensive accessory.

★ ★ ★ ★ ★

First we made it for ourselves. Since we spend many hours with our four systems, we were looking for a way to get a better display, more like the green phosphor of our big brothers. We found that a certain optical band-pass filter gave excellent results. We were so pleased with it that we decided to make it available to others.

★ ★ ★ ★ ★

The GREEN SCREEN will:

- IMPROVE IMAGE CONTRAST
- REDUCE EYE FATIGUE
- DECREASE GLARE
- ENHANCE SCREEN LEGIBILITY
- PROVIDE A MORE PLEASING DISPLAY
- GIVE A DISTINCTIVE PROFESSIONAL LOOK TO YOUR SYSTEM

The GREEN SCREEN is custom molded to fit nicely over the TRS-80® picture tube. It ingeniously mounts in seconds without any tools.

★ ★ ★ ★ ★

The GREEN SCREEN:

- Can be removed if needed
- Doesn't void guarantee
- Won't mar nor mark the unit

We know from our own experience that you will be very pleased with your GREEN SCREEN.

TO ORDER: send \$12.50 + \$2 S&H to:  
Money Back Guarantee

✓ 262  
**ALPHA product co.**  
85-71, 79th St., Woodhaven, N.Y. 11421

Phone Orders: (212) 296-5916

*With the price of gas it makes sense to share a ride to and from work.*

# Carpool

Walter K. McCahan  
PO Box 3314  
Shiremanstown PA 17011

While driving to work and contemplating nontrivial uses for my TRS-80 microcomputer, I noticed that almost every car on the road was occupied by only one person. Keeping in the mind the high cost of gasoline and other automobile operating expenses, I felt that a bit of research was in order.

After a hasty and short survey of a local office building, I found that the overwhelming reason that car pools had not been formed was the employees' lack of knowledge as to which other employees lived close to them and were available to form a pool. I also found that the employer was willing to pay a healthy sum to provide their employees with the information with which to form car pools. To

attack and solve this problem I devised the following plan of action:

1. Find the home address of each employee.
2. Reduce these addresses into zones.
3. Write a program to match employees that live close to one another.
4. Give each employee a list of these other nearby employees and instruct them to form car pools.

## Step 1.

Gathering personal information from the employees in this building was not a difficult task and was accomplished by the letter shown in Fig. 1. The letter was copied on the company's copy machine and was distributed with each employee's payroll check.

I found that since there was a direct savings to them, the employees were quick to complete the information and return the questionnaire.

## Step 2.

After looking into several methods of relating addresses to locations, including the name

Fellow Employees:

In these times it is no longer economical for each employee to drive his or her car to work alone.

In an effort to conserve gasoline (and therefore money) your company is providing a computer service that will match your name with other employees that work with you in order that you can form a carpool.

Attached you will find a map of our local area which has been divided into 16 zones. You will also find below a form that is to be clipped and returned to the personnel department after it is completed.

All items on the form are self-explanatory except for the one labeled "Zone." In this blank you should enter the number of the zone in which you live according to the numbers on the map. If you do not live within one of the zones, enter the zone nearest to your home.

After all of the forms have been returned and entered into the computer you will be furnished with a list of names and instructions on how to set-up your carpool.

Sincerely,

The Management

## CARPOOL QUESTIONNAIRE

NAME \_\_\_\_\_  
STREET ADDRESS \_\_\_\_\_  
CITY & ZIP \_\_\_\_\_  
TELEPHONE NO. \_\_\_\_\_  
ZONE \_\_\_\_\_  
SHIFT \_\_\_\_\_  
BUILDING \_\_\_\_\_

Fig. 1. Gathering employee information.

would be well mentioning a somewhat unorthodox method of saving and loading data to and from tape. When first looking at the program, it is surprising that only one array is dimensioned—line 50. This is all that is necessary since all information for each record is concatenated into one string called N\$. This is done at lines 390 or 410. By using this method, record and retrieve times to and from cassette tape are greatly reduced.

## The Program

Lines 10 through 220 contain the program header, initialize the program, print instructions and print the menu of functions available. The multiple branch statement in line 230 sends the pointer to the proper section of the program as selected from the menu.

---

```

00 CAR POOLING 00
20 00 WALTER K. MCCANN 00
30 00 00 00
40 00 TRS-80 LEVEL II 00
45 CLEAR 0000
50 DIM N%(81)
60 CLS:PRINT:PRINT:PRINT THIS PROGRAM MATCHES RIDES THAT ARE AVAILABLE FOR CAR POOLING:PRINT
70 PRINT:THE OUTPUT OF THE PROGRAM WILL BE THE NAME AND ADDRESS
80 PRINT:OF THE PERSON FOR WHOM A MATCH IS SOUGHT FOLLOWED BY A
90 PRINT:LIST OF FIRST CHOICES THEN A LIST OF SECOND CHOICES.*
100 PRINT:AND A LIST OF THIRD CHOICES. THE PERSON SHOULD BE*
110 PRINT:GIVEN THE LIST ALONG WITH INSTRUCTIONS TO CONTACT THE*
120 PRINT:THE LISTED PERSON, IN ORDER, AND ARRANGE A CAR POOL.*
130 PRINT:INPUT:PRINT:INPUT TO PROCEED PRESS ENTER:~X
150 CLS:PRINT:PRINT:PRINT THE FOLLOWING FUNCTIONS ARE AVAILABLE:*
160 PRINT* 1. ENTER OR ADD TO A LIST OF NAMES
170 PRINT* 2. MAKE CORRECTIONS TO AN EXISTING NAME
180 PRINT* 3. FIND A MATCH*
190 PRINT* 4. SAVE A FILE ONTO CASSETTE
200 PRINT* 5. LOAD A FILE FROM CASSETTE
210 PRINT*
220 PRINT:PRINT:INPUT ENTER THE NUMBER OF YOUR CHOICE:~X
230 ON X GOTO 300,500,000,1200,1400
300 CLS:PRINT:PRINT:PRINT:INPUT ENTER THE NUMBER OF NAMES ALREADY ON THE FILE:~X
310 CLS:PRINT:ENTER THE PROMPT INFORMATION IN RESPONSE TO EACH PROMPT:~PRINT
315 FOR I=1 TO 80
320 INPUT:NAME:~N1$;PRINT
325 M1=30-LEN(N1);M2=STRING$(M1," ");N1$=N1+M2
330 INPUT:STREET ADDRESS:~N2$;PRINT
335 M2=30-LEN(N2$);M2$=STRING$(M2," ");N2$=N2$+M2$
340 INPUT:CITY & ZIP:~N3$;PRINT
345 M3=30-LEN(N3$);M3$=STRING$(M3," ");N3$=N3$+M3$
350 INPUT:TELEPHONE NUMBER:~N4$;PRINT
355 M4=15-LEN(N4$);M4$=STRING$(M4," ");N4$=N4$+M4$
360 INPUT:ZONE:~N5$
370 PRINT:INPUT:DO YOU HAVE ANOTHER NAME TO ENTER:~Q$
380 IF Q$=NO GOTO 410
390 N%(I)=N1$+M2$+N3$+N4$+N5$
400 CLS:NEXT I
410 N%(I)=N1$+M2$+N3$+N4$+N5$
420 F1=1
430 GOTO 150
440
450 00 CORRECTION SUBROUTINE 00
500
510 CLS:PRINT:PRINT
520 INPUT ENTER NAME FOR WHICH CORRECTION IS TO BE MADE:~Q$
532 PONE 16422:80:PONE 16423:4
540 M1=30-LEN(Q$);M1$=STRING$(M1," ");Q$=Q$+M1$
550 FOR I=1 TO 1:IF LEFT$(N%(I),30)=Q$ GOTO 570
560 NEXT I
570 CLS:PRINT Q$ NOT FOUND ON FILE*
580 PRINT:INPUT WANT TO TRY AGAIN:~Q$
590 IF Q$=NO GOTO 150
600 GOTO 500
610 GOSUB 3000
620 CLS:PRINT EACH LINE OF INFORMATION WILL BE DISPLAYED AS*
630 PRINT:IT APPEARS ON THE FILE. IF IT IS TO BE CORRECTED*
640 PRINT:THE CORRECT INFORMATION SHOULD BE TYPED IN. IF*
650 PRINT:NO CORRECTION IS TO BE MADE TO THAT LINE PRESS ENTER*
660 PRINT:PRINT:PRINT M1
670 INPUT M1$
680 M1=30-LEN(M1$);M1$=STRING$(M1," ");M1$=M1$+M1$
690 INPUT M2$
700 INPUT M2$
710 M2=30-LEN(M2$);M2$=STRING$(M2," ");M2$=M2$+M2$
720 PRINT M3$
730 INPUT M3$
740 M3=30-LEN(M3$);M3$=STRING$(M3," ");M3$=M3$+M3$
750 INPUT M4$
760 INPUT M4$
770 M4=15-LEN(M4$);M4$=STRING$(M4," ");M4$=M4$+M4$
780 PRINT M5$
790 INPUT M5$
800 M5=15-LEN(M5$);M5$=STRING$(M5," ");M5$=M5$+M5$
810 CLS:PRINT ~ FOLLOWING IS THE CORRECTED FILE*
820 GOSUB 4000
830 PONE 16422:141:PONE 16423:5
840 PRINT:INPUT:DO YOU HAVE ANOTHER CORRECTION TO MAKE:~Q$
850 IF Q$=YES GOTO 500
860 GOTO 130
870
880 00 MATCH A SPECIFIC PERSON 00
890 CLS:PRINT:PRINT:PRINT:ENTER NAME FOR WHICH A MATCH IS SOUGHT:~S$
910 M1=30-LEN(S$);M1$=STRING$(M1," ");S$=S$+M1$

```

```

825 FOR I=1 TO P1:IF SW=LEFT$(N$(I),30)GOTO 920
825 NEXT I
830 PRINT S$;" NOT FOUND ON FILE": GOTO 920
840 GOSUB 3000
845 N$=N$(N$)=VAL(N$)
850 GOSUB 4000
860 LPRINT:PRINT"      FOLLOWING IS A LIST OF POSSIBLE RIDES FOR THE"
870 LPRINT"      PERSON NAMED ABOVE. THE RIDES LISTED UNDER FIRST"
880 LPRINT"      CHOICE ARE MOST DESIRABLE, BUT THE SECOND CHOICES"
890 LPRINT"      ARE ALSO VERY BENEFICIAL."
900 GOSUB 5000
910 GOSUB 6000
920 PRINT:PRINT:INPUT"DO YOU HAVE ANOTHER NAME TO MATCH"?D$
930 IF D$="YES" GOTO 800
940 GOTO 150
1200 "      **      SAVE ONTO CASSETTE      **"
1210 CLS:PRINT:PRINT:PRINT
1220 INPUT"WHEN CASSETTE IS READY PRESS ENTER"Y$
1230 CLS:PRINT:PRINT:PRINT
1240 PRINT"NOW RECORDING ONTO CASSETTE"
1250 PRINT#1-P1
1260 FOR I=1 TO P1
1270 PRINT#1, N$(I)
1280 NEXT I
1290 CLS:PRINT:PRINT:PRINT
1300 INPUT"RECORDING NOW COMPLETE - PRESS ENTER TO PROCEED"Y$
1310 GOTO 150
1400 "      **      LOAD FROM CASSETTE      **"
1410 CLS:PRINT:PRINT:PRINT
1420 INPUT"WHEN CASSETTE IS READY PRESS ENTER"Y$
1430 CLS
1440 PRINT:PRINT:PRINT:PRINT"NOW LOADING FROM CASSETTE"
1445 INPUT#1-P1
1450 FOR I=1 TO P1:INPUT#1-N$(I):NEXT I
1460 PRINT:PRINT:PRINT"LOADING NOW COMPLETE"Y$ ITEMS ON THE FILE"
1470 PRINT:PRINT:INPUT"PRESS ENTER TO PROCEED"Y$
1480 GOTO 150
1500 "      **      TO BREAK DOWN STRINGS      **"
1510 M$=LEFT$(N$(I),30)
1520 N$=MID$(N$(I),31,30)
1530 N$=MID$(N$(I),61,30)
1540 N$=MID$(N$(I),91,8)
1550 N$=RIGHT$(N$(I),2)
1555 SW=1
1560 RETURN
4000 "      **      TO PRINT A RECORD      **"
4010 LPRINT:PRINT TAB(10)N$;LPRINTTAB(10)N$;LPRINTTAB(10)N$;LPRINTTAB(10)N$;LPRINTTAB(10)N$;LPRINTTAB(10)N$
4020 RETURN
5000 "      **      TO SELECT FIRST CHOICES      **"
5005 LPRINT:LPRINT:PRINT"      FIRST CHOICES":LPRINT
5010 FOR I=1 TO P1
5015 GOSUB 3000
5020 IF N$9=N$5 AND S$=N$1 GOTO 5030 ELSE GOTO 5040
5030 GOSUB 4000
5035 SW=0
5040 NEXT I
5050 RETURN
6000 "      **      TO SELECT SECOND CHOICES      **"
6005 LPRINT:LPRINT:PRINT"      SECOND CHOICES":LPRINT
6010 FOR I=1 TO P1
6020 R=VAL(RIGHT$(N$(I),2))
6030 IFR=2AND N$=1GOSUB3000
6040 IFR=5 AND N$=1GOSUB3000
6050 IFR=6ANDN$=1GOSUB3000
6060 IFR=1AND N$=2GOSUB3000
6070 IFR=3AND N$=2GOSUB3000
6080 IFR=5ANDN$=2GOSUB3000
6090 IFR=6=7ANDN$=2GOSUB3000
6100 IFR=2ANDN$=3GOSUB3000
6110 IFR=4ANDN$=3GOSUB3000
6120 IFR=6ANDN$=3GOSUB3000
6130 IFR=7ANDN$=3GOSUB3000
6140 IFR=8ANDN$=3GOSUB3000
6150 IFR=3ANDN$=4GOSUB3000
6160 IFR=7ANDN$=4GOSUB3000
6170 IFR=8ANDN$=4GOSUB3000
6180 IFR=1ANDN$=5GOSUB3000
6190 IFR=2ANDN$=5GOSUB3000
6200 IFR=6ANDN$=5GOSUB3000
6210 IFR=9ANDN$=5GOSUB3000
6220 IFR=10ANDN$=5GOSUB3000
6230 IFR=1ANDN$=6GOSUB3000
6240 IFR=2ANDN$=6GOSUB3000
6250 IFR=3ANDN$=6GOSUB3000
6260 IFR=5ANDN$=6GOSUB3000
6270 IFR=7ANDN$=6GOSUB3000
6280 IFR=9ANDN$=6GOSUB3000
6290 IFR=10ANDN$=6GOSUB3000
6300 IFR=11ANDN$=6GOSUB3000
6310 IFR=2ANDN$=7GOSUB3000
6320 IFR=3ANDN$=7GOSUB3000
6330 IFR=4ANDN$=7GOSUB3000
6340 IFR=6ANDN$=7GOSUB3000
6350 IFR=8ANDN$=7GOSUB3000
6360 IFR=10ANDN$=7GOSUB3000
6370 IFR=11ANDN$=7GOSUB3000
6380 IFR=12ANDN$=7GOSUB3000
6390 IFR=3ANDN$=8GOSUB3000
6400 IFR=4ANDN$=8GOSUB3000
6410 IFR=7ANDN$=8GOSUB3000
6420 IFR=11ANDN$=8GOSUB3000
6430 IFR=12ANDN$=8GOSUB3000
6440 IFR=5ANDN$=9GOSUB3000
6450 IFR=6ANDN$=9GOSUB3000
6460 IFR=10ANDN$=9GOSUB3000
6470 IFR=13ANDN$=9GOSUB3000
6480 IFR=14ANDN$=9GOSUB3000
6490 IFR=5ANDN$=10GOSUB3000
6500 IFR=6ANDN$=10GOSUB3000
6510 IFR=7ANDN$=10GOSUB3000
6520 IFR=9ANDN$=10GOSUB3000
6530 IFR=11ANDN$=10GOSUB3000
6540 IFR=13ANDN$=10GOSUB3000
6550 IFR=14ANDN$=10GOSUB3000
6560 IFR=15ANDN$=10GOSUB3000
6570 IFR=6ANDN$=11GOSUB3000
6580 IFR=7ANDN$=11GOSUB3000
6590 IFR=8ANDN$=11GOSUB3000
6600 IFR=10ANDN$=11GOSUB3000
6610 IFR=12ANDN$=11GOSUB3000
6620 IFR=14ANDN$=11GOSUB3000
6630 IFR=15ANDN$=11GOSUB3000
6640 IFR=16ANDN$=11GOSUB3000
6650 IFR=7ANDN$=12GOSUB3000
6660 IFR=8ANDN$=12GOSUB3000
6670 IFR=11ANDN$=12GOSUB3000
6680 IFR=15ANDN$=12GOSUB3000
6690 IFR=16ANDN$=12GOSUB3000
6700 IFR=9ANDN$=13GOSUB3000
6710 IFR=10ANDN$=13GOSUB3000
6720 IFR=14ANDN$=13GOSUB3000
6730 IFR=9ANDN$=14GOSUB3000
6740 IFR=10ANDN$=14GOSUB3000
6750 IFR=11ANDN$=14GOSUB3000
6760 IFR=13ANDN$=14GOSUB3000
6770 IFR=15ANDN$=14GOSUB3000
6780 IFR=16ANDN$=15GOSUB3000
6790 IFR=11ANDN$=15GOSUB3000
6800 IFR=12ANDN$=15GOSUB3000
6810 IFR=14ANDN$=15GOSUB3000
6820 IFR=16ANDN$=15GOSUB3000
6830 IFR=11ANDN$=16GOSUB3000
6840 IFR=12ANDN$=16GOSUB3000
6850 IFR=15ANDN$=16GOSUB3000
6860 IF SW=1ANDS$=N16GOSUB4000
6865 SW=0
6870 NEXT I
6880 RETURN

```

Lines 300 through 430 accomplish the function of building or adding to a file of data. Each line of data is prompted by the program, and the operator need only answer each prompt to build a file. Lines 325, 335, 345 and 355 set the size of each line. The string sizes of name, street, city and zip are set at 30 characters each, while the telephone number has a field of 15 characters and zone is left at either one or two characters, depending on the zone entered. This field sizing is done by adding "null characters" up to the field size.

The reason behind all this string manipulation is to ensure that each data element such as name, address, city, etc., starts at the same position in the array containing the N\$ variables. This must be done so that the portion of the program that breaks N\$ back into the various fields knows where to start looking for each data element.

Lines 500 through 760 allow changes to be made to data already in the file. Here again each string is set to size and concatenated after the correction is made. Lines 800 through 940 are used to establish and print out the desired relationship between the zones of the employees in the file.

The subroutine in lines 3000 through 3060 is used to break

JAMES P SMITH 816 B STREET MILLERSTOWN PA 17777 766-2311 1	SAMUEL H TOWELL 10 BRIDGEVIEW NEW BLOOMFIELD PA PA 17515 733-3311 5	RICHARD QUINN 1111 MARCH RD LINGLESTOWN PA 17100 777-8282 7	HENRY HERD 72 WYNGATE RD MIDDLETOWN PA 17043 739-0421 11
WILLIAM MELLAN 12 HERO CIRCLE NEWPORT PA 17689 766-1818 1	JOHN DAY 123 CEDAR COURT NEW BLOOMFIELD PA 17515 733-1977 5	TED BARD 5 OAK DRIVE HERSHEY PA 17119 233-2347 8	MARY WARD 12 OLD MILL STEELTON PA 17144 739-1109 11
HOWARD CARR 17 SOUTH RD LIVERPOOL PA 17532 737-2218 2	MARTIN MACK 75 LEE ST ELLIOTTSBURG PA 17512 733-7119 5	THOMAS CORY 2022 SOUTH ST. PALMYRA PA 17087 234-5066 8	EDWARD KOONS 400 BAKER ST ELIZABETHTOWN PA 17771 739-9678 12
HAROLD BRISKIN 18 ROBERTS RD MILLERSBURG PA 17505 761-6160 2	CHARLES MARCH 12 HALLARD WAY DUNCANNOH PA 17085 733-0110 6	MICHAEL FAME 12 MAYWOOD AVE HERSHEY PA 17119 233-7111 8	ROGER GREENWOOD 11 PHILLIPS AVE LATHAMORE PA 17041 737-2391 13
WAYNE L HELD 4717 WILLOW RD HAILEX PA 17535 761-9494 2	ROBERT LONG 828 PARK DUNCANNOH PA 17085 733-4414 6	PAUL HERBERT 1216 STONER DR CARLISLE PA 17212 234-1211 9	NANCY WELLS 666 BEDFORD CACTY BERLIN PA 17222 739-1904 14
EUGENE BLACK 22 CENTER HILL DR ELIZABETHVILLE PA 17199 761-7714 3	LEE PARKER 146 SHIREMONT DR ENOLA PA 17099 733-7369 6	DAVID MOORE 3 ARKAM CIRCLE MECHANICSBURG PA 17177 234-4427 9	RITA LUHER 4 WEST AVE CLEAR SPRINGS PA 17219 766-3982 14
ALBERTA M CHASE 44 MEADOW LANE ELIZABETHVILLE PA 17199 761-1141 3	ROD OLSON 111 CARROL ST HARRISBURG PA 17019 777-4219 7	DANIEL HAWKINS 1212 SPRING ST CARLISLE PA 17212 234-2985 9	MARK WILLIAMS 18 LINCOLN WAY YORK PA 17843 7337-190 15
KENNETH KAIN 5703 WALTERS LANE PINE GROVE PA 17212 737-7311 4	ALAN ROTH 78 BROWNING RD HARRISBURG PA 17108 777-7272 7	GERALD GREEN 8 MAYS AVE NEW CUMBERLAND PA 17070 766-9312 10	ROSE SIMONS 18 BLAIR AVE YORK PA 17841 761-1002 15
PHILLIP BURNS 181 PINE ST WILLIAMSTOWN PA 17222 737-1921 4	BRUCE BROWN 69 KENWOOD AVE HARRISBURG PA 17108 777-9891 7	JAMES ALEXANDER 42 GRANITE RD CAMF HILL PA 17011 766-4102 10	RICHARD SWOPE OLD ORCHARD RD WRIGHTSVILLE PA 17759 737-7288 16

Fig. 3. Sample list of employees.

down the concatenated string N\$ back into the various ele-

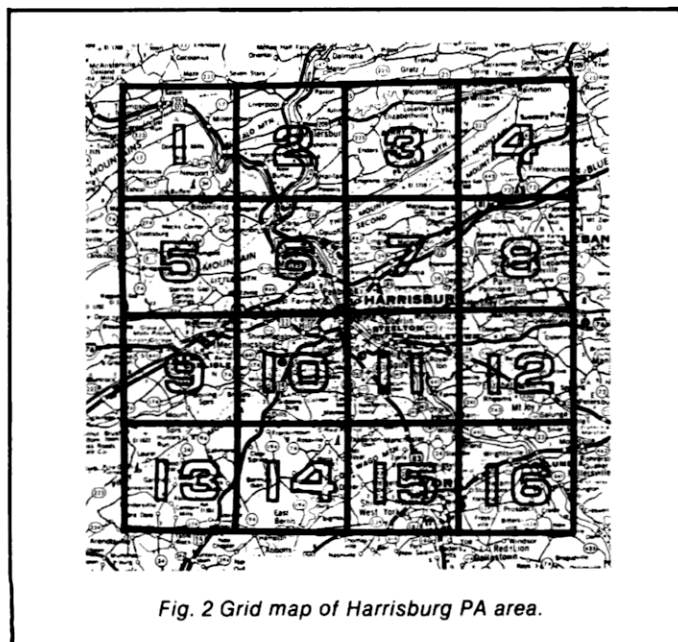


Fig. 2 Grid map of Harrisburg PA area.

ments represented by N1\$, N2\$, N3\$, N4\$ and N5\$. The actual printing of the data elements contained in strings N1\$ through N5\$ is accomplished by the subroutine in lines 4000 through 4020.

First choice matching—where the zone is the same as that for the person being matched—is done by subroutine 5000 through 5050. The actual matching of zones is in line 5020. This line also prevents the printing of the person being matched as a choice.

The subroutine in lines 6000 through 6880 selects the second-choice matches. A name is selected as a second choice if his zone is adjacent to the zone of the person being matched.

#### Using the Program

In order to ensure the least

complicated operation, the program is written in the "tutorial mode," that is, the operator need only answer the questions displayed by the computer in order to run all of the functions.

Function 1—This function is used for initial entry of data into the file and is a simple matter of entering the required information in response to the questions, "NAME?", "STREET ADDRESS?", "CITY & ZIP?", "TELEPHONE NO.?" and "ZONE?". The information is entered directly into the computer from the questionnaires returned by the employees and need not be in any particular order. The file is closed upon answering "NO" to the question "DO YOU HAVE ANOTHER NAME TO ENTER?" or upon reaching 80 names on the file.

Function 2—Since most op-

## PROFESSIONAL



# BUSINESS MICRO LIBRARY

Professionally developed and field-tested business and accounting software for your \*TRS-80 Model I or II from the acknowledged leader in micro-business systems.

### **CBOOK/80 THE ELECTRONIC BOOKKEEPER**

Single-entry bookkeeping system with a chart of accounts which matches Federal Income Tax Schedule C (Profit or Loss from Business or Profession)

Develops standard-format Profit & Loss Statements throughout the year and automatically produces a full Schedule C in IRS-approved format at tax-filing time.

### **DEPCOMP/80 DEPRECIATION COMPUTATIONS**

Computes depreciation of depreciable assets by any (selected) method. Prints out depreciation schedules for asset's life, or for selected years.

Stores client's entire asset list and prints out his complete yearly depreciation schedule. Lists are updatable as required. A must for the busy accountant or tax practitioner.

### **ASSETS/80 ASSET TRANSACTIONS**

Accepts entry of mixed long and short term asset transactions, computes holding period from dates bought and sold, and prints out separate long-term and short-term transaction lists, ready for inclusion in Schedule D at tax time, or for determination of the client's position for any period.

### **LOANCOMP/80 LOAN COMPUTATIONS**

Computes interest and principal balance for monthly, annual, and loan total periods. Computes payments required to amortize a loan. **Makes the "True Annual Percentage Rate" computation!** Has a separate section which analyzes ordinary annuities with monthly, quarterly, semi-annual, and annual payments.

For any of the above, prints out summarizing statements or your choice of three types of amortization schedules.

We recommend this program to anyone in the accounting professions or concerned in any way with financing.

### **STATEMENT/80 PREPARES ITEMIZED STATEMENTS**

of any desired form (Profit & Loss, Rental Income, etc.) and prints out the form, with computations made automatically.

### **FORMLET/80 FOR PREPARING FORM LETTERS**

from a selection of pre-written and stored stock paragraphs. Will store up to ten of such letters on disk and allow you to select among them at will. You may intermix fresh text, of course.

### **TYP/PRT/80 SMALL BUT MIGHTY**

Not only permits use of the printer as a typewriter but will allow you to retain any display already on the video, make notes from it, or actually copy it on the printer automatically. This program will run concurrently with another program you may be using and you can go from one to the other at will. Also contains a calculator. So useful it is hard to describe here.

Model I	Model II
169.95	199.95
189.95	219.95
189.95	219.95
67.95	97.95
37.95	47.95
47.95	57.95
17.95	24.95

★ ★ ★ ★ ★ FOR DISK BASED SYSTEMS ONLY ★ ★ ★ ★ ★

Write on letterhead, or call, for free brochure and sample outputs.

\*TRS-80 is a registered trademark of Tandy Corporation

## **CONTRACT SERVICES ASSOCIATES**

706 SOUTH EUCLID

ANAHEIM, CA 92802

TELEPHONE (714) 635-4055

★ ★ ★ 20 YEARS OF SERVICE ★ ★ ★

## for the TRS-80 from Micro-Mega

### CASSETTE CONTROL UNIT

• Speed up your cassette tape handling • Pinpoint program locations on tape with an audible monitor • Get protection from recording and playback glitches resulting from ground loops • Eliminate the tedious unplugging and unplugging of recorder cables. The Micro-Mega Cassette Control Unit does all this and more. You get instant manual control of the recorder at the flick of a switch. Want to find the beginning or end of a program? Flick another switch and you'll hear it. All cables remain plugged in all the time. The Micro-Mega Cassette Control Unit does a lot to improve the appearance of your TRS-80 system, too. As shown, it's in a 2 1/2" x 5" box which snugly fits between the keyboard and your recorder. There is no need to move the recorder, and all cables come neatly into the unit. The Cassette Control Unit is tailored to the CTR-41 recorder, but may be used with most other recorders as well.



CASSETTE CONTROL UNIT.....\$37.95  
Add \$1.00 for postage and handling

### CPU MONITOR

Ever find yourself with a blank screen wondering what your computer is up to? The Micro-Mega CPU Monitor can tell you, for example: • If your CPU is in a loop with no exit. • When a long sort is nearing completion, or • If a key bounces during keyboard input. The CPU Monitor lets you listen to all CSAVES and CLOADS and will help you quickly find the correct recorder volume setting. If you have an expansion interface, you will always know whether the real-time clock is on or off because you can hear it.

The Micro-Mega CPU Monitor gives a voice to the 2-80 microprocessor in your TRS-80 by using AM radio circuitry to pick up the computational rhythms of the CPU, which are amplified and played through a loudspeaker. The pickup unit of the CPU Monitor, shown at left in the photo, goes under your TRS-80 keyboard. It is connected by a 36" cable to the speaker and control unit, which includes an on/off volume control and an LED "power-on" indicator. The Monitor is powered by an AC adapter, shown at right in the photo. No batteries are needed and no electrical connections to your TRS-80 are required.




By listening to the CPU Monitor, you will soon become familiar with the "personalities" of the programs you run and whether they are executing in a normal way. A dramatic use of the CPU Monitor is in the great enhancement which it provides for computer games. (See "Gaming Environment" below.)

CPU MONITOR.....\$47.95  
Add \$2.00 for postage and handling

### THE GREEN-SCREEN

The eye-pleasing Green-Screen fits over the CRT of your TRS-80 Video Display and gives you improved contrast with reduced glare. You get bright, luminous green characters and graphics like those featured by very expensive CRT units.

The Green-Screen is closely matched to the color and texture of the TRS-80 Video Display and improves the overall appearance of your system. It is attached with adhesive strips, which do not harm your display unit in any way. The Micro-Mega Green-Screen gives improved video display visibility for all applications and is especially effective in creating dramatic, high-impact displays for computer games. (See "Gaming Environment" below.)



THE GREEN-SCREEN.....\$13.95  
Add \$1.00 for postage and handling

### THE ULTIMATE STAR TREK PACKAGE

Tired of trivial computer games? This complete Star Trek package will provide you with endless fascination and challenge. In addition to the program cassette, it includes comprehensive instructions, a pad of "Voyage Log" record sheets, and a free-standing "Torpedo and Maneuvering Chart."

The package is built around the latest version of Lance Micklus' incomparable Star Trek III, a 13,000 byte program with a host of subtle and imaginative features, which include numerous dynamic and spectacular graphic displays. Star Trek III puts you in command of the Enterprise cruising in a galaxy of 192 quadrants filled with uncharted hazards, including hostile Klingons, pulsars, and black holes. You have at your disposal scanners, various weapons and defense systems, on-board computers, and a loyal crew. (You will need them all to survive the Klingons.)

Your mission is to rid the region of Klingons and to locate five inhabitable planets, all within 300 stardays, before returning to Star Fleet Headquarters where your overall effectiveness as a starship commander will be scored. High scores are possible only with careful planning and effective battle tactics. The "Voyage Log" sheets will guide your strategy, and the "Torpedo and Maneuvering Chart" will give you a vital edge in combat. (When you engage three Klingon ships you can't afford to miss.)

STAR TREK PACKAGE (for Level II, 16K only).....\$22.95  
Add \$1.00 for postage and handling

### CREATE YOUR OWN SPECTACULAR GAMING ENVIRONMENT (and save \$5.00)

The Enterprise is in battle trim with deflector shields at full power. As her captain, you are taking her into combat. The battle stations siren rings in your ears and "CONDITION RED" flashes on your monitor screen. You call for warp drive and key in the coordinates of the quadrant where your scanners have detected Klingon ships. As you select the warp factor, you hear the reassuring clicking of your navigational gear as it activates the warp drive.

Suddenly, you break out of hyperspace and your monitor displays the chilling sight of three Klingon Battle Cruisers floating on your screen! Their evil shapes glow in luminous green against the black void of space. Moments later, you hear the characteristic rasping sound of Klingon laser weapons, and, as you watch, high-energy beams come knifing toward the Enterprise in succession from each of the Klingon ships.

You have been hit! You hear the dismal sound of the damage control alarm as "DAMAGE TO WARP DRIVE" and "DAMAGE TO PHASERS" flash on your screen. The Klingons have stopped firing! The Enterprise is crippled, but your best weapon is still intact, and it's your turn now! You key in the command for photon torpedoes. As your screen again displays the position of the Klingon ships, you select a firing vector from your torpedo chart and key it in. Now you hear the buzz of your photon torpedo as you see it speeding toward a Klingon ship. It strikes him dead-center! As you watch, the Klingon Battle Cruiser disintegrates, accompanied by a satisfying crackling sound.

Does the above scenario sound far-fetched? Not at all. It's a small sample of what you will experience with Micro-Mega's Gaming Environment, which consists of: • The STAR TREK PACKAGE • The GREEN-SCREEN and • The CPU MONITOR. The fast-paced and dynamic action reflects the superb Star Trek III program together with the "Voyage Log" and "Torpedo Chart" of the Star Trek Package. All of the unique graphic displays are greatly enhanced by the Green-Screen. Finally, the uncanny sound effects are produced by the CPU Monitor, which faithfully picks up the FOR, NEXT loops and other CPU patterns, which create the distinctive siren sounds that accompany the ALERT and DAMAGE messages, along with the harsher notes of the weapons salvos. Once you've tried it, you won't any longer be satisfied with silent computer games.

Remember that with the Gaming Environment you also get all of the other excellent features of the CPU Monitor and the Green-Screen for non-gaming applications. You also save \$5.00 off the combined cost of the individual items.

GAMING ENVIRONMENT.....\$79.85  
Add \$3.50 for postage and handling

Terms: Check or money order, no CODs or credit cards, please. Add amount shown for postage and handling to price of the item. All items shipped within 48 hours by first class or priority mail. Virginia residents, add 4% sales tax.

✓29

Micro-Mega · P.O. Box 6265 · Arlington, Va 22206

erators are not trained typists, I felt it was necessary to allow a simple means of correcting inaccurate data. Entering the name of the person for whom the data is to be corrected will result in each line of data being displayed—one at a time—exactly as it appears on the file. If that line is to be changed, the correct information is typed in. If no correction is to be made to that line, the operator may move on to the next line simply by pressing enter. After all corrections have been completed, the entire corrected file is displayed.

Function 3—This function prints out the name, address and telephone number of the person for whom a match is sought, followed by short instructions, then a list of first

choices and then a list of second choices.

To illustrate this function the names appearing in Fig. 3 were entered using function 1. The results of the matching, using function 3, are shown in Fig. 4. As can be seen by this example, first choices are those employees that have the same as the person for whom a match is being sought, while second choices are those who live in a zone which is adjacent. By studying the zoned map and comparing it to the chart in Fig. 5 you will see this relationship.

Functions 4 and 5—These functions are straight-ahead applications for saving and recalling data to and from a cassette file. As explained above, this process is shorter than usual due to the fact that

Fig. 4. Sample run.

HOWARD CARR  
17 SOUTH RD  
LIVERPOOL PA 17532  
737-2218  
2

FOLLOWING IS A LIST OF POSSIBLE RIDES FOR THE PERSON NAMED ABOVE. THE RIDES LISTED UNDER FIRST CHOICE ARE MOST DESIRABLE, BUT THE SECOND CHOICES ARE ALSO VERY BENEFICIAL

#### FIRST CHOICES

HAROLD BRISKIN  
18 ROBERTS RD  
MILLERSBURG PA 17505  
761-6160  
2

WAYNE L HELD  
4717 WILLOW RD  
HAILEX PA 17535  
761-9494  
2

#### SECOND CHOICES

JAMES P SMITH  
816 B STREEN  
MILLERTOWN PA 17777  
766-2311  
1

WILLIAM MELLAN  
12 HERO CIRCLE  
NEWPORT PA 17689  
766-1818  
1

EUGENE BLACK  
22 CENTER HILL DR  
ELIZABETHVILLE PA 17199  
761-7714  
3

ALBERTA M CHASE  
44 MEADOW LANE  
ELIZABETHVILLE PA 17199  
761-1141  
3

SAMUEL H TONNELL  
10 BRIDGEVIEW  
NEW BLOOMFIELD PA 17515  
733-3311  
5

JOHN DAY  
123 CEDAR COURT  
NEW BLOOMFIELD PA 17515  
733-1977  
5

MARTIN MACK  
75 LEE ST  
ELLIOTTSBURG PA 17512  
733-7119  
5

CHARLES MARCH  
12 MALLARD WAY  
DUNCANNON PA 17085  
733-0110  
6

ROBERT LONG  
828 PARK  
DUNCANNON PA 17085  
733-4414  
6

LEE PARKER  
146 SHIREMONT DR  
ENOLA PA 17099  
733-7369  
6

ROD OLSON  
111 CARROL ST  
HARRISBURG PA 17019  
777-4219  
7

ALAN ROTH  
78 BROWNING RD  
HARRISBURG PA 17108  
777-7272  
7

BRUCE BROWN  
69 KENWOOD AE  
HARRISBURG PA 17108  
777-9891  
7

RICHARD QUINN  
1111 MARCH RD  
LINGLESTOWN PA 17100  
777-8282  
7

Zone	Zones that are adjacent
1	2,5,6
2	1,3,5,6,7
3	2,3,6,7,8
4	3,7,8
5	1,2,6,9,10
6	1,2,3,5,7,9,10,11
7	2,3,4,6,8,10,11,12
8	3,4,7,11,12
9	5,6,10,13,14
10	5,6,7,9,11,13,14,15
11	6,7,8,10,12,14,15,16
12	7,8,11,15,16
13	9,10,14
14	9,10,11,13,15
15	10,11,12,14,16
16	11,12,15

Fig. 5. Relationship of zones used in selecting second-choice matches.

only one string is transferred to the cassette file.

#### Step 4.

A match was printed for each person who participated in the project and a copy (similar to that in Fig. 4) was sent to each employee along with the letter shown in Fig. 6.

#### Conclusion

The results of this venture were very gratifying, in that the number of cars in the company's parking lot have decreased substantially while the number of employees working in the building has increased.

The program has since been used by others, including one

# TAKE NOTE. The Music Box IS HERE!



Newtech Computer Systems, a leading manufacturer of music peripherals and software for S-100 and SS-50 computers, introduces the MUSIC BOX.

The MUSIC BOX is a complete hardware/software tool that enables you to produce music and sound effects on your TRS-80.\*

You can compose music, play or sing along with the computer, or just listen to your favorite tunes—up to four notes at a time, with a seven octave range. And you can make it sound like one, two, three or four different musical instruments at the same time. Or you can make all sorts of weird sound effects and noises like explosions, gun shots, "phasor" and other space war sounds—not to mention bells and whistles.

The MUSIC BOX plugs into the TRS-80 keyboard or the Expansion Interface Bus Extension. It includes a volume control, a 400 milliwatt power amp, and phono jack for easy connection to an external speaker. Software is supplied on Level II cassette. Requires a 32K RAM or larger Level II computer.

Future software developments include more pre-coded music, games with sound effects, music education, telephone tone dialing, and Morse code programs.

**\$249.**

Complete with software and users manual.  
\*TRS-80 and TRSDOS are trademarks of Tandy Corp. Add \$3. for shipping and \$1. if COD.

# NEWTECH

## COMPUTER SYSTEMS, INC.

230 Clinton Street, Brooklyn, New York 11201 • (212) 625-6220

#### 4 SPEED OPTIONS FOR YOUR TRS-80!

The SK-2 is the most versatile clock modification available for the TRS-80. Speeds may be switched between normal, a reliable increase of 50%, or a 50% reduction, selectable at any time without interrupting execution or crashing the program. Instructions are also given for a 100% increase to 3.54 MHz (your TRS-80 may not be reliable at this speed). It may be configured by the user to change speed with a toggle switch or on software command. It will automatically return to normal speed any time a disk is active, requires no change to the operating system, and has provisions for adding an LED to indicate when the computer is not at normal speed. It mounts inside the keyboard unit with only 4 necessary connections for the switch option (switch not included), and is easily removed if the computer ever needs service. The SK-2 comes fully assembled with socketed IC's and illustrated instructions. Complete satisfaction is guaranteed. **SK-2.....\$24.95**

#### PROGRAM INDEX FOR DISK BASIC

Assemble an alphabetized index of your entire program library from disk directories. Program names and free space are read automatically (no disk is needed) and may be alphabetized by disk or program. The list may also be searched for any disk, program, or extension, disks or programs added or deleted, and the whole list or any part sent to the printer. Finally, the list itself may be stored on disk for future access and update. Reviewed in the January issue of 80 Microcomputing. One drive and 32K required. **INDEX.....\$19.95**

#### DUPLICATE SYSTEM TAPES WITH "CLONE"

This machine language program makes duplicate copies of ANY tape written for Level II. They may be SYSTEM tapes (continuous or not) or data lists. It is not necessary to know the file name or where it loads in memory, and there is no chance of system co-residency. The file name, entry point, and every byte (in ASCII format) are displayed on the video screen. Data may be modified before copy is produced. **CLONE.....\$16.95**

#### EDIT BASIC PROGRAMS WITH ELECTRIC PENCIL

This program allows disk users to load Basic programs or any other ASCII data file into the disk version of Electric Pencil for editing. Edit line numbers, move or duplicate program segments, and search for the occurrence of any group of characters. One command from DOS quickly modifies existing files to Pencil format. **PENPATCH.....\$9.95**

#### SPOOLER FOR PARALLEL PRINTERS

This program is a full feature print formatting package featuring user definable line and page length (with line feeds inserted between words or after punctuation), screen dump, keyboard debounce, and printer pause control. In addition, printing is done from a 4K expandable buffer area so that the LPRINT or LIST command returns control to the user while printing is being done. Ideal for Selectric or other slow printers. Allows printing and processing to run concurrently. **SPOOLER.....\$16.95**

#### RAM TEST FOR LEVEL II

This machine language program tests memory chips for open or shorted address or data lines as well as intermittents. It tests each BIT for validity and each BYTE in the execution of an actual instruction as in real program execution. Bad addresses are displayed along with the bad data and proper data. One complete test of 48K takes just 14 seconds. Also includes a test for errors induced by power line glitches from external equipment. **RAMTEST.....\$9.95**

#### INSIDE LEVEL II

Inside Level II is a comprehensive reference guide to the Level II ROMs which allows the machine language programmer to easily utilize the sophisticated routines they contain. Concisely explains set-ups, calling sequences, variable passage, and I/O routines. Special consideration is given to disk systems. Part II presents an entirely new composite program structure which loads under the SYSTEM command and executes in both Basic and machine code with the speed and efficiency of a compiler. In addition, the 18 chapters include a large body of other information useful to the programmer. **INSIDE LEVEL II.....\$15.95**

Please include .75 postage. California residents add 6% sales tax.  
All programs are usually shipped on cassette. Add \$4.00 for disk. Complete satisfaction or full refund.

#### MUMFORD MICRO SYSTEMS

Box 435—E Summerland, California 93067 (805) 969-4557

✓ 144

large company who ran the program through several times, entering only those who worked on one shift in each run. It has also been used by a company for the registrants of a seminar they were holding.

It is quite evident that car pooling will become more popular—and necessary—in the near future, so I hope that by the use of this program I have contributed my share to the energy-saving program. ■

Dear Fellow Employee:

About two weeks ago you were asked to complete and return a questionnaire which was concerned with car pooling.

Attached is a computer printout of the results of this project as they relate to you.

On the printout you will find a list of people who represent the optimum prospects for forming a car pool—these people are under the category of first choices—and all live quite close to you. The second category is those people who are second choices. These people do not live as close as those in the first category, but do live close enough to make a carpool worthwhile.

With this list we have provided you with the basic information needed to form your own car pool—the rest must be worked out by you. The easiest way to form a pool is to start calling your fellow employees starting from the top of the list (each employee's telephone number is given) and make your own meeting arrangements.

Sincerely,

The Management

Fig. 6.

#### WEB ASSOCIATES

## LOOK → TRS-80™ OWNERS ← LOOK

WE'VE DONE IT AGAIN! MORE QUALITY ACCESSORIES  
STARTING WITH TSHORT+™! LVII & DOS SUPER SHORTHAND.

SAVE MORE  
TIME THAN  
EVER...



Look at these new Features: TRS-80 Keyboard with decals installed

- NOW! 41 preprogrammed LV II and DOS statement keys.
- NOW! 11 "SAVEABLE" KUSTOM keys: Ten 10-character and one 64-character.
- NOW! Includes automatic keyboard DEBOUNCE.
- NOW! RELOCATABLE. Less than 1 K bytes of machine language in low or high memory.
- NOW! Available on formatted DISKETTES for 2 or more drives. Comes on cassette for LV II and single disk drives.
- Hold "SHIFT" or "CLEAR" and press desired key—entire statement is typed on screen. Installed "CTRL" key can substitute for "SHIFT."
- Complete decal set (see picture) included for both LV II and DOS systems.
- Features self-entering commands, i.e., CONT; GOTO10; KUSTOM.
- Automatic Close Paren. "()" may be programmed in KUSTOM.

TSHORT + cassette w/instruction manual . . . . . \$ 19.95  
TSHORT + formatted DISK version + manual . . . . . \$ 24.95

**TSEL™**—We'll convert your IBM SELECTRIC to a high quality printer—μp control—512 character buffer—special TRS-80 cable with custom control switches—complete and ready to LPRINT (cleaning and minor service included) . . . . . \$795.00  
(Options and shipping extra—call or write for special shipping instructions)

**TLEC™**—EPROM and cable interface kit for your IBM ELECTRONIC 50 or 60—comes with custom control switches, installs in minutes. . . . . \$289.00

**TBEEP 2™**—A TBEEP kit you install inside your TRS-80 keyboard. Completely assembled and tested, it installs easily and in minutes to keyboard's PC board. Uses power from your TRS-80. No battery required. TBEEP 2 kit with complete instructions included. . . . . \$12.95

**TBUFF™**—For LEVEL II CASSETTE USERS. Eliminates, once and for all, cassette relay sticking. Plugs in-line with the "REMOte" cable between your TRS-80 and cassette recorder. (Specify cassette recorder make and model) . . . . . \$ 9.98

**TPAK™**—Pack of 10 C-10 blank tape cassettes with box and blank labels. (AGFA 611 tape, the best money can buy) . . . . . \$ 12.95

TO BE RELEASED EARLY 1980:

**TBASE™**—A powerful DATA BASE MANAGER program second to none! A \$400.00 value for. . . . . \$ 49.95

**TCHAIN™**—For LEVEL II USERS—Preserve your variables and arrays while CLOADing multiple programs, EDITing, or executing RUN . . . . . \$ 9.90



Send check or money order to:

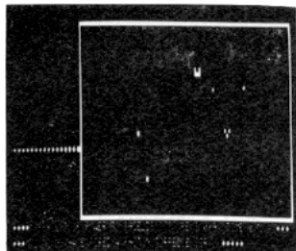
TELEPHONE ORDERS:  
(714) 559-6249

WEB ASSOCIATES ✓ 27

P.O. BOX QE, MONROVIA, CA 91016  
(Calif. residents add 6% tax)


DEALER INQUIRIES INVITED  
UPS/C.O.D. - ADD \$3.00  
FOREIGN ORDERS:  
Add 20% (\$10 maximum)

# SOFTWARE → TRS-80 ← SOFTWARE




**PACKAGE ONE INCLUDES: GRAPHIC-TREK "3000"** — This full graphics, real time game is full of fast, exciting action! Exploding photon torpedoes and phasers fill the screen! You must actually navigate the enterprise to dock with the giant space stations as well as to avoid klingon torpedoes! Has shields, galactic memory readout, damage reports, long range sensors, etc! Has 3 levels for beginning, average, or expert players! **\* INVASION WORG** — Time: 3059, Place: Earth's Solar System Mission: As general of Earth's forces, your job is to stop the Worg Invasion and destroy their outposts on Mars, Venus, Saturn, Neptune, etc! Earth's Forces: Androids — Space Fighters — Laser Cannon — Neutrino Blasters! Worg Forces: Robots — Saucers — Disintegrators — Proton Destroyers! Multi level game lets you advance to a more complicated game as you get better! **\* STAR WARS** — Maneuver your space fighter deep into the nucleus of the Death Star! Drop your bomb, then escape via the only exit. This graphics game is really fun! May the Force be with you! **\* SPACE TARGET** — Shoot at enemy Ships with your missiles. If they eject in a parachute, capture them — or if you're cruel, destroy them! Full graphics, real time game! **\* SAUCERS** — This fast action graphics game has a time limit! Can you be the commander to win the distinguished cross! Requires split second timing to win! Watch out!

ONLY \$12.95




**PACKAGE TWO INCLUDES: CHECKERS 2.1** — Finally! A checkers program that will challenge everyone! Expert as well as amateur! Uses 3-ply tree search to find best possible move. Picks randomly between equal moves to assure you of never having identical games. **\* POKER FACE** — The computer uses psychology as well as logic to try and beat you at poker. Cards are displayed using TRS-80's full graphics. Computer raises, calls, and sometimes even folds! Great practice for your Saturday night poker match! (Plays 5 card draw). **\* PSYCHIC** — Tell the computer a little about yourself and he'll predict things about you, you won't believe! A real mind bender! Great fun for parties. **\* TANGLE MANIA** — Try and force your opponent into an immobile position. But watch out, they're doing the same to you! This graphics game is for 2 people and has been used to end stupid arguments. (And occasionally starts them!) **\* WORD SCRAMBLE** — This game is for two or more people. One person inputs a word to the computer while the others look away. The computer scrambles the word, then keeps track of wrong guesses.

ONLY \$12.95




**PACKAGE THREE INCLUDES: POETRY** — This program lets you choose the subject as well as the mood of the poem you want. You give TRS-80 certain nouns or names, then the mood, and it does the rest! It has a 1000-word + vocabulary of nouns, verbs, adjectives and adverbs! **\* ELECTRIC ARTIST** — Manual: draw, erase, move as well as, Auto: draw, erase and move. Uses graphics bits not bytes. Saves drawing on tape or disk! **\* GALACTIC BATTLE** — The Swineus enemy have long range phasers but cannot travel at warp speed! You can, but only have short range phasers! Can you blitzkrieg the enemy without getting destroyed! Full graphics — real time! **\* WORD MANIA** — Can you guess the computer's words using your human intuitive and logical abilities? You'll need to, to beat the computer! **\* AIR COMMAND** — Battle the Kamikaze pilots. Requires split second timing. This is a FAST action arcade game.

ONLY \$12.95



**PACKAGE FOUR INCLUDES: LIFE** — This 2.80 machine language program uses full graphics! Over 100 generations per minute make it truly animated! You make your starting pattern, the computer does the rest! Program can be stopped and changes made! Watch it grow! **\* SPACE LANDER** — This full graphics simulator lets you pick what planet, asteroid or moon you wish to land on! Has 3 skill levels that make it fun for everyone. **\* GREED II** — Multi-level game is fun and challenging! Beat the computer at this dice game using your knowledge of odds and luck! Computer keeps track of his winnings and yours. Quick fast action. This game is not easy! **\* THE PHAROAH** — Rule the ancient city of Alexandria! Buy or sell land. Keep your people from revolting! Stop the rampaging rats. Requires a true political personality to become good! **\* ROBOT HUNTER** — A group of renegade robots have escaped and are spotted in an old ghost town on Mars! Your job as "Robot Hunter" is to destroy the pirate machines before they kill any more settlers! Exciting! Challenging! Full graphics!

ONLY \$12.95



**PACKAGE FIVE INCLUDES: SUPER HORSE RACE** — Make your bets just like at the real racetrack! 8 horses race in this spectacular graphic display! Up to 9 people can play! Uses real odds but has that element of chance you see in real life! Keeps track of everyone's winnings and losses. This is one of the few computer simulations that can actually get a room of people cheering! **\* MAZE MOUSE** — The mouse with a mind! The computer generates random mazes of whatever size you specify, then searches for a way out! The second time, he'll always go fastest route! A true display of artificial intelligence! Full graphics, mazes & mouses! **\* AMOEBA KILLER** — You command a one man submarine that has been shrunk to the size of bacteria in this exciting graphic adventure! Injected into the president's bloodstream, your mission is to destroy the deadly amoeba infection ravaging his body! **\* LOGIC** — This popular game is based on Mastermind but utilizes tactics that make it more exciting and challenging — has 2 levels of play to make it fun for everyone. **\* SUBMARINER** — Shoot torpedoes at the enemy ships to get points. Fast action graphics, arcade type game is exciting and fun for everybody!

ONLY \$12.95

## HARDWARE → TRS-80 ← HARDWARE

### MICRO SPEED

Upgrade your "slow" TRS-80 to a SUPER FAST MACHINE!! (2.66 MHZ) over 50% FASTER! Some of the features:

Auto turn-off during cassette or disk access. (This means NO lost programs EVER!) (Turns back on automatically too!) MANUAL control. (Unit may be turned on or off at any time. Yes even during program execution!) Keyboard indicator light "blinks" when micro-speed is on. Stops blinking when off! Don't wait for SARGON II or any other program!!! Comes with easy to follow instructions. (Some soldering required.) OR take to your local computer store or TV-Appliance Center for quick installation. (5-10 minutes!!) Works with any model, TRS-80.

ONLY \$24.95 complete

### MICRO BEEP

Simple hook up: Just plug cassette remote jack into unit.


EASILY CONTROLLED FROM BASIC:

OUT 255,4 = on  
OUT 255,0 = off

MICRO-BEEP make games more fun as well as provide useful sound output for professional applications!

Works with Any Model I TRS-80

ONLY \$9.95 complete



**PACKAGE SEVEN INCLUDES: BACK GAMMON 5.0** — 2 different skill levels make this game a challenge to average or advanced players FAST! (15 second avg) Looks for best possible move to beat you! **\* FANTASTIC GRAPHICS** — Plays doubles and uses international rules **\* SPEED READING** — Increases your reading speed. Also checks for comprehension of material. Great for teenagers and adults to improve reading skills. **\* PT 109** — Drop depth charges on moving subs. Lower depths get higher points in this fast action graphics game. **\* YAHTZEE** — Play Yahtzee with the computer! This popular game is even more fun and challenging against a TRS-80! **\* WALL STREET** — Can you turn your \$50,000 into a million dollars? That's the object of this great game Simulates an actual stock market!

ONLY \$12.95

**PACKAGE SIX INCLUDES: 20 HOME FINANCIAL PROGRAMS** — Figures amortization, annuities, description rates, interest tables, earned interest on savings and much, much more. These programs will get used again and again. A must for the conscientious, inflation minded person.

ONLY \$12.95

## SIMUTEK

Exceptional Products through Research & Imagination

Send Check, Money Order or Bank Card No. orders to:

SIMUTEK  
P.O. Box 35298  
Tucson, AZ 85740

Please Add 2.50  
Per Order For  
Postage & Handling

Master  
Charge

24 HOUR (7 days) HOTLINE  
(602) 882-3948  
(C.O.D. \$3 extra)

Visa

Same Day Shipment on Bank Cards,  
Money Orders & C.O.D.

All Tape Programs Require a Minimum of 16K Level 2  
Packages Available on Diskette (32K System) \$4.25 Extra

3 or More Packages Get 10% Discount

Dealer Inquiries Invited

TRS-80 IS A REGISTERED TRADEMARK OF TANDY CORP.

*Add extra memory to your 80 without the expense of an expansion interface.*

# Home Brew Memory

Richard Ragucci  
507 Birchwood Ct.  
North Brunswick, NJ 08902

After familiarizing myself with a Level I BASIC TRS-80, I decided to upgrade to Level II adding 16K of dynamic RAM.

But, upgrading any further—adding more memory and I/O interfacing—meant spending \$250 for an expansion interface and that's without extra memory.

I also owned a custom-de-

signed Z-80 processor with a 16K static RAM board and I/O board, so I decided to interface as much of my Z-80 system to the TRS-80 as possible.

This article will discuss how simple it is to add extra memory to the TRS-80 without the expense of an expansion interface.

The memory map (Fig. 1) of the TRS-80 shows the first 16K of usable memory from 4000 to 7FFF and a second block of unused memory from 8000 to FFFF. The second block is where the extra 32K of memory is decoded in order for the TRS-80 to use it. Therefore, my 16K static RAM board had to be decoded at addresses 8000 to BFFF.

## Hardware

Fig. 2 shows the simple scheme used in decoding the static RAM. The 74139 is a two to four line decoder; putting A14 and A15 along with RAS\* into the A & B select inputs, will decode the RAM board into four possible locations.

When A14 and A15 are low, the board is at location 0000 to 3FFF, but that can't be used due to the locations of ROM and keyboard (see memory map).

With A14 high and A15 low, the decoded board address is 4000 to 7FFF, the memory location of the 16K dynamic RAM on the TRS-80's mother-board.

The third location, A15 high and A14 low, decodes at ad-

dress 8000 to BFFF, where the 16K memory board should be located. For maximum system memory, another 16K board could be located at the fourth location, A14 and A15 high, C000 to FFFF.

Output of the 74LS139 is "or-gated" with RAS\* and enables the bus transceiver (74LS245), which isolates the memory board from the data bus when not needed.

RD\* enables direction control of the transceiver. A low on RD\*, RAS\* and the board select allows data to be read from memory. The WR\* is connected to RAM and tells it whether to read or write.

The previous portion of the decoding can be used for any

16K random access memory board. The 2114s in my board are 1K by 4 RAM, meaning two chips are needed for a full 1K by eight words. Therefore a 16K board needs 32-2114 RAM and 16 separate chip selects—one for each 1K of memory.

The two 74LS138s (Fig. 2) are three to eight-line decoders, giving a total 16 decoded chip selects. Address lines A10, A11, A12 decode the order of selects for each chip, 0-7 and A13 is used to decode whichever one of the 74LS138s is on at any given time.

## Other Types of Memory

Decoding chip selects for other types of memory would be different. Another type of mem-

HEX ADDRESS	DESCRIPTION OF USAGE
0000 TO 0FFF	LEVEL I ROMS
1000 TO 3FFF	LEVEL II
3800 TO 3BFF	KEYBOARD
3900 TO 3BFF	NOT USED
3C00 TO 3FFF	VIDEO DISPLAY
4000 TO 41FF	RAM USED BY LEVEL I BASIC
4200 TO 4FFF	USABLE RAM STARTS HERE
5000 TO 5FFF	RAM
6000 TO 7FFF	RAM
8000 TO BFFF	NORMALLY NOT USED 16K RAM (EXTRA) 32K BLOCK
C000 TO FFFF	NORMALLY NOT USED 16K RAM (EXTRA) 48K BLOCK

Fig. 1. TRS-80 Memory Map.

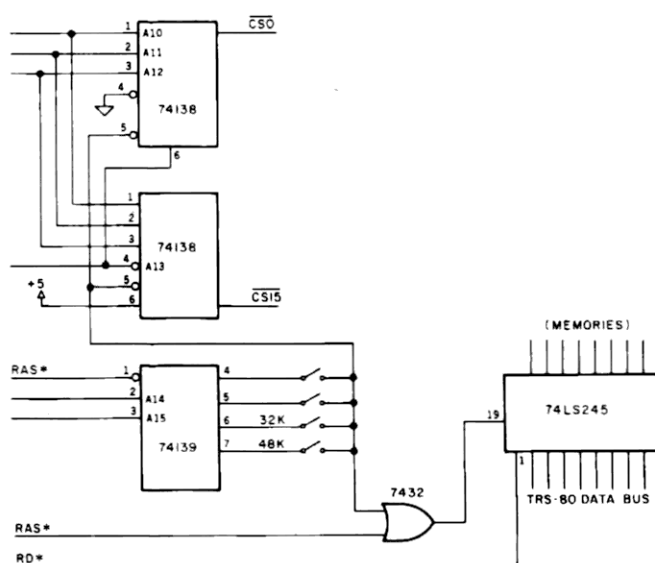


Fig. 2. Static Memory Interface.



*Wayne Green*

Okay, now you've had a chance to see what I have in mind for you with **80 MICROCOMPUTING**. Oh, I admit that we're just getting started and that the magazine will be improving a lot as we go along. We have some interesting ideas in the works for you.

With the TRS-80 (or 90... etc.) being the most popular microcomputer in the entire world, you are going to benefit from this in many ways. The more computers there are out there of one kind... the more good programs you are going to have for this system. I hope that is obvious. You may be sure that **80 MICROCOMPUTING** will be packed with the shorter programs and reviews of the larger ones. You can waste an awful lot of money on stuff that looks great in the ads, but fizzles out when you try to use it. You need our reviews.

The wealth of programs will also mean that there will be much better programs for the TRS-80 than any other system. Put yourself in the seat of a computer programmer and you'll understand this. If you are going to spend several months developing a comprehensive program, and it takes all of that to write and debug a big program, would you write it for a system which has sold one hundred units or one which has sold over 300,000 systems? The answer is obvious... and this is why we are already seeing programs coming out for the "80" which are far better than anything for any other system on the market. This is tough for

other systems... the law of the computer jungle.

Between our connections with Instant Software, the largest publisher of microcomputer programs in the world, and Kilobaud MICROCOMPUTING, you know that **80 MICROCOMPUTING** is going to be your most important link with software for the TRS-80.

With Instant Software being sold and promoted in every country in the world where the TRS-80 is being sold, our input of programs is also the best in the world. We get programs submitted from everywhere... often from 50 to 100 a week! You'll get the cream of the crop either published or reviewed in "80".

#### HARDWARE TOO

The same law of the computer jungle holds for hardware. Would you, as a manufacturer, market an accessory for a system which has sold 100 units or would you go first for the one which has sold hundreds of thousands. It is, as with software, self-evident why the great bulk of the hardware accessories for computers are for the TRS-80 these days.

**80 MICROCOMPUTING** has the advantage of the use of the largest and most complete microcomputer lab in the world... the one developed for Instant Software and Kilobaud MICROCOMPUTING. This means that most new pieces of equipment are tested and in use by our staff... and this means that we can tell you what we think is outstanding... and where we find ripoffs. This lab is important to you.

#### SUBSCRIBE

If you are not already a subscriber to **80 MICROCOMPUTING**, please get signed up right now. The yearly rates are \$15, and that is a bargain. Just one single program of use to you can be worth much more than that. One review of an accessory could save you many times that much investment. I would appreciate it if you would appoint yourself a committee of one to get more subscribers for the magazine. You will benefit even more than we do here at the magazine... because the more readers we have, the more ads we will be able to attract... and the more ads, the more pages of ar-

ticles you will get every month.

The "80" market can, I think, support a couple of hundred pages of ads... and that would mean a magazine of nearly 500 pages a month. That should hold you. You may not have time left to use your computer.

#### ENCYCLOPEDIA

If you've read Kilobaud MICROCOMPUTING, you know that I try hard not to duplicate published material. My concept is that every reader should save every issue (we sell inexpensive boxes for this so they can sit on your library shelf) and treat the magazine as a continuing encyclopedia of computing. I make sure that much of the material in each issue is written in simple language so it will be understandable by even the rawest newcomer to computers. Oh, I have articles for the more advanced users too, so you'll have something to look back over later and use as your understanding of your system grows.

Try to think of **80 MICROCOMPUTING** as more of a large club newsletter than an ivory tower high-level publication. I'll leave the pomp to other publishers... the ones with the well-deserved inferiority complexes who cater to their inadequacies by publishing esoteric baloney. This magazine is written by the readers and edited by people whose aim is to help you enjoy your TRS-80.

#### SAVE

With each issue costing \$2 at your computer store, that's \$24 a year. For \$15 a year you can subscribe... at least for now. As the magazine expands, please do not be surprised if the cover price increases, along with the subscription price. I started 73 Magazine for radio amateurs twenty years ago with a cover price of 37¢ (two for 73¢) and it is up to \$2.50 a copy now (and it is the largest of the ham magazines).

For you bargain hunters... and those who find that one year goes by all too rapidly, the three year rate for "80" is \$36. This, too, will be going up... reflecting the inflation, paper increases, postage increases, and a short vacation for me in Hong Kong next year. Someone has to pay for that.

If coupon below has been used, please fill out subscription form on the Reader Service card in the back of the magazine.

**YES!** Sign me on as a subscriber to **80 Microcomputing** for only \$15 a year!

Card # \_\_\_\_\_ Exp. \_\_\_\_\_  
Signature \_\_\_\_\_  
Name \_\_\_\_\_  
Address \_\_\_\_\_  
City \_\_\_\_\_ State \_\_\_\_\_ Zip \_\_\_\_\_

- ☐ 12 issues — \$15
- ☐ 36 issues — \$36
- ☐ Please bill me
- ☐ Payment Enclosed
- ☐ Master Charge
- ☐ VISA
- ☐ American Express

**80** microcomputing™

Subscription begins with next published issue.

Back issues, while available, are \$3 each.

Canada: \$15 per year US funds.

All other foreign subscriptions \$20, one year only, US currency only.

PO Box 981 • Farmingdale NY 11737

305B8

ory easily interfaced to the TRS-80 for very little money, are 16K dynamic RAMs, such as 4116s.

Board decoding would be nearly the same as previously discussed, however, there would be two 74LS245s, with the 48K line from the 74LS139 "or-gated" into the other 74LS245 to control the 48K block of memory. Refresh and multiplexing for the address bus must be included, but otherwise, the rest of the board select circuitry is the same.

The 74LS157s are quad two to one-line selectors and are used to multiplex the higher order addresses with the lower order addresses. The sequence of events occurs as follows; the MUX signal from the TRS-80 goes low, allowing A0 to A6 address lines to go to the RAM, with RAS\* also low to allow the RAM to accept these address lines. When MUX goes high, A7 to A13 will be presented to the RAM and CAS\* will go low to let the RAM accept the higher order

addresses. The WR\* signal again tells RAM whether to read or write, as was the case with the static RAM.

If you have 16K of static RAM around, interfacing is relatively simple and very cheap. If not, adding up to 32K of dynamic

RAM (16K chips) can be done for less than \$200 including memory with the method described above. ■

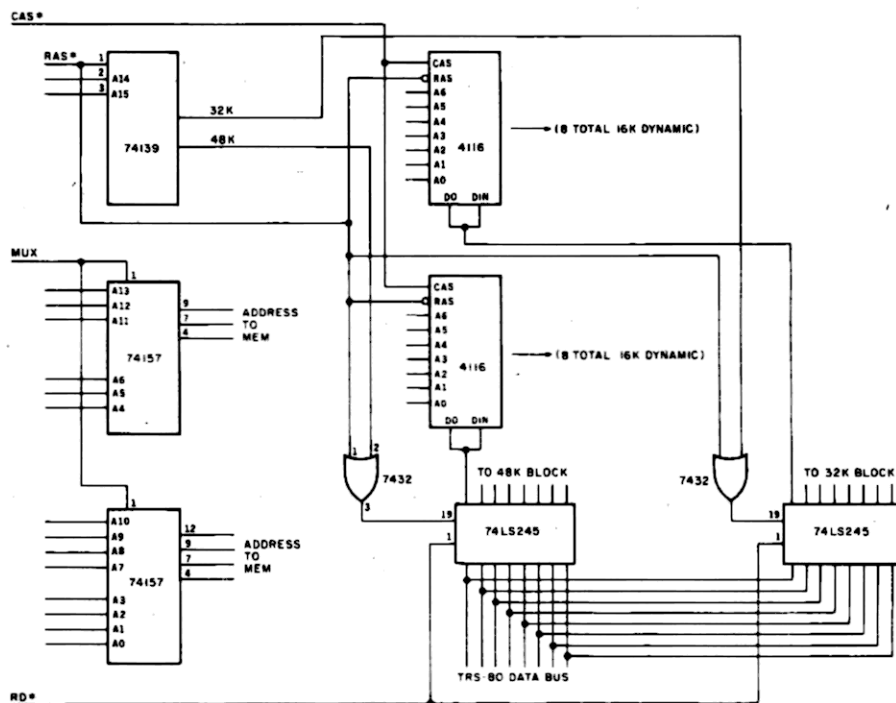


Fig. 3. Inexpensive method to add dynamic RAM.

# MAYDAY™


## The Complete Uninterruptable Power Supply



The lights blinked - even the slightest power failure



can ruin a data disk and cause loss of the program.



Protect your time and investment -

easy to use -  
just plug your computer into  
**MAYDAY.™**



for more information contact ...

**Sun - Technology, Inc.** ✓151  
Box 210  
New Durham, New Hampshire 03855  
(603) 859-7110

We honor:




(Manufacturing high technology products since 1970)

Apparat, Inc.  
introduces

# NEWDOS/80

For the 80's —  
an enhanced NEWDOS  
for your TRS-80™  
Model 1.



Apparat, Inc., announces the most powerful Disk Operating System for the TRS-80®. It has been designed for the sophisticated user and professional programmer who demands the ultimate in disk operating systems.

NEWDOS/80 is not meant to replace the present version of NEWDOS 2.1 which satisfies most users, but is a carefully planned upward enhancement, which significantly extends NEWDOS 2.1's capabilities. This new member to the Apparat NEWDOS' family is upward compatible with present NEWDOS 2.1 and is supplied on Diskette, complete with enhanced NEWDOS + utility programs and documentation. Some of the NEWDOS/80 features are:

- New BASIC commands that supports files with variable record lengths up to 4095 Bytes long.
- Mix or match disk drives. Supports any track count from 18 to 80. Use

35, 40 or 77 track 5" mini disks drives or 8" disk drives, or any combination.

- A security boot-up for BASIC or machine code application programs. User never sees "DOS READY" or ">READY" and is unable to "BREAK", clear screen, or issue any direct BASIC statement including "LIST".
- New editing commands that allow program lines to be deleted from one location and moved to another or to allow the duplication of a program line with the deletion of the original.
- Enhanced and improved RENUMBER that allows relocation of subroutines.
- Powerful chaining commands.
- Device handling for routing to display and printer simultaneously.
- CDE function; simultaneous striking of the C, D and E keys will allow the user to enter a mini-DOS to perform some DOS commands

without disturbing the resident program.

- Upward compatible with NEWDOS 2.1 and TRSDOS 2.3.
- Includes Superzap 3.0 and all Apparat 2.1 utilities.

NEWDOS/80 with all of the NEWDOS + utility programs, many of which have been enhanced, is priced at just \$149.00 and is available at most TRS-80 dealers. Previous NEWDOS owners may receive full trade in allowance toward the purchase of NEWDOS/80 by including with their order the serial number of their NEWDOS 2.1 diskette, the price paid and where purchased. In most cases that purchase price will be subtracted from the price of NEWDOS/80. As with NEWDOS 2.1, NEWDOS/80 relies on the TRSDOS and Disk Basic Reference Manual published by Radio Shack. NEWDOS/80 documentation supports its enhancements and upgrades only.



pparat, Inc.

✓ 264



MICROCOMPUTER  
TECHNOLOGY  
INCORPORATED



## TO UPGRADE TO NEWDOS/80, COMPLETE AND MAIL TO:

Apparat, Inc.  
7310 E. Princeton Ave.  
Denver, CO 80237  
303/758-7275

OR Microcomputer Technology, Inc.  
3304 W. MacArthur Blvd.  
Santa Ana, CA 92704  
714/979-9923

## PREVIOUS NEWDOS OWNERS ONLY

Serial # \_\_\_\_\_  
 Price \_\_\_\_\_ Purchased \_\_\_\_\_  
☐ Check ☐ Money Order ☐ Master Charge ☐ Visa  
 Card No. \_\_\_\_\_ Expiration Date \_\_\_\_\_  
 Colo. residents add 6.5% sales tax. Cal. residents add 6% sales tax.  
 Add \$10.00 postage and handling.  
 Please rush \_\_\_\_\_ NEWDOS/80 to:  
 Name \_\_\_\_\_  
 Address \_\_\_\_\_  
 City \_\_\_\_\_ State \_\_\_\_\_ Zip \_\_\_\_\_  
 Phone \_\_\_\_\_  
 Upgrade offer expires July 31, 1980.

0/1

*A way of preventing your delicate cassette relay from welding itself shut.*

# Destick Your Relay

Herman Lukoff  
506 Dreshertown Rd.  
Fort Washington PA 19034

½ ampere noted. This high starting current was undoubtedly welding the relay contacts together.

## Solution

There are two solutions to the problem. One is to replace the tiny reed relay with a more substantial one capable of handling the high starting current. A look at the computer board convinced me that it is impossible to put a larger relay in the same position.

You could install a larger relay elsewhere on the board and run wire leads, but this presents a problem to many people. For one, it voids the warranty and secondly, there is always the chance of damaging another component.

The second solution is the transistorized current amplifier shown in Fig. 1 which requires no modification to the TRS-80.

I had heard about a relay sticking problem in the TRS-80 recorder but it really didn't worry me, until one day when my tape ran beyond the end of data and there was nothing I could do to stop it short of turning power off.

A tiny reed relay (K1) on the computer board provided the contacts for turning the motor on in the recorder. Using a milliammeter, I measured the running current at 130 milliamperes. The starting current, however, was different with peaks of

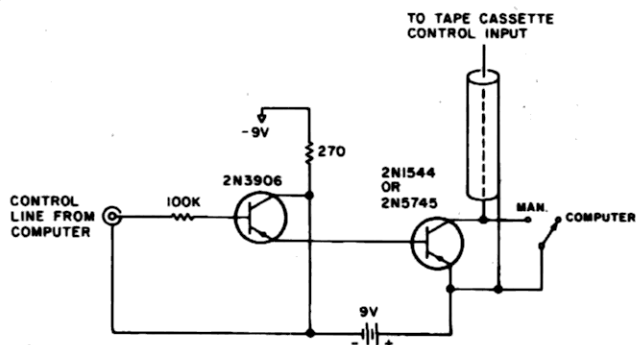


Figure 1

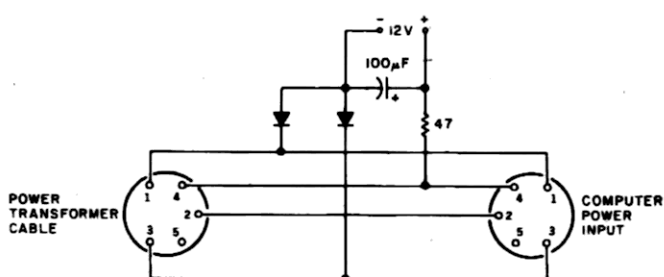


Fig. 2

The output transistor handles the high starting current of the motor while the reed relay contacts see a miniscule current of 80 microamperes: at that level the reed relay contacts should last forever.

The motor operates at 6 volts; the voltage drop across the output transistor has to be very small by comparison. But how small?

In one test in which the voltage was dropped .4 volt, there was no detectable change in tape speed. The measurement was made by reading the cassette counter after five minutes of running the tape.

The motor probably has some form of speed control to desensitize it to voltage changes. Nevertheless, keep the voltage drop to less than .2 volt.

The secret to obtaining a low voltage drop across the transistor is to select a high current, moderate/high gain transistor and operate it at a fraction of its

rated current. In this mode the current gain will be very high and the transistor will operate deep into saturation, producing a low voltage drop. A PNP transistor is required in this application.

My junk box held a 2N1544 germanium power transistor which developed only a .05 volt drop. This transistor is sold in the surplus market. A silicon PNP power transistor type 2N5745 produced a respectable .1 volt drop. Other transistors with similar parameters will probably work as well.

## Minimal Hardware

Even though a large transistor is used as the motor driver, the actual power dissipated in it is very low, less than 25 milliwatts, therefore, no heat sink is required. Also, notice that no protective diode is needed at the collector of the transistor. Even though the motor is an inductive load, other circuits,

including a large electrolytic capacitor, limit any inductive voltage peaks.

The input 2N3906 transistor functions as an emitter-follower current amplifier and is available from many sources. A negative voltage source is required to provide base current for the two transistors.

Two options are shown. In Fig. 1, a small 9 volt battery similar to those found in transistor radios is used. The current drawn is approximately 10 milliamperes and long battery life is guaranteed, for current is required only when the tape runs.

If you wish to avoid the battery, an alternate approach is shown in Fig. 2. The A.C. power cable, formerly plugged into the back of the computer, is now passed through the motor control unit by way of two DIN connectors. A few components provide full wave rectification and -12 volts output that can be substituted directly for the 9 volt battery. The drain on the TRS-80

power transformer is negligible.

A must feature that is easy to include is a small toggle switch to change from computer control to manual. In the manual position, the tape can be re-wound, moved forward, etc., without having to pull the control cable out of the cassette unit.

The few components can be mounted on perf board and easily placed in a 4" x 2" x 1 1/2" box. My box was made of aluminum and I decided the safest approach was to electrically isolate the case from any of the circuitry. Therefore, the input jack, output lead and other wiring should not touch the case.

The appropriate jack, plug and box can be obtained from Radio Shack.

Incidentally, the one time the relay contacts stuck, they remained stuck and the only way I could get the relay to work was to give it a sharp rap with my knuckle. Hopefully, this is the last I will hear of the relay sticking problem. ■

# TRS-80 LEVEL II

## \$720.

COMPLETE SYSTEM

The world's most popular microcomputer, with 16K of memory and Level II basic for only \$720, complete with full 90 day Radio Shack warranty. We accept check, money order or phone orders with Visa or Master Charge. (Shipping costs added to charge orders).

Disk drives, printers, peripherals, software & games... you name it, we've got it (both Radio Shack & other brands). Write or call for our complete price list.






**ELECTRONICS  
MART, LTD.**

AUTHORIZED  
DEALERSHIP

## Radio Shack

32 EAST MAIN • MILAN, MICHIGAN 48160 • (313) 439-1508

# 'KGS-80'



## KOGYOSH

179 Riveredge Rd. Tenafly NJ 07670 (201) 569-8769 ✓149

DEALER INQUIRIES INVITED

### A TRS-80 WORD PROCESSING SYSTEM FOR LESS THAN \$600

(If you own IBM Selectric or equivalent.)

Turn your typewriter and TRS-80 into a new word processing system with a new device, the "KGS-80".

- Plug in compatible with TRS-80.
- No mechanical modification to the typewriter.
- Can be installed in 5 seconds.
- Software, a versatile Simple Letterwriter, included.

mailing list processing *TWICE* as fast! with

# the Spooler

for your TRS-80\*!

We benchmarked a production run of 600 mailing labels and found that the printing ran nearly twice as fast with THE SPOOLER installed.

THE SPOOLER requires no modification to your user application program.

Price: \$100. Add \$4. for credit card orders.  
Add \$5. for C.O.D. orders  
Documentation available separately for \$10.  
Model II version now available.

INTERNATIONAL ENTERPRISES INC. STATEMENT OF PROFIT/LOSS FOR PERIOD ENDING JANUARY 1978			
	CURRENT PERIOD	YEAR TO DATE	
INCOME			
PARTS SALES	157CR	16 97	20 56CR
LABOR SALES	58 34CR	641 50CR	20 56CR
GAS & OIL & GREASE	48 33CR	524 58CR	43 86CR
ACCESSORIES	0 00	0 00	0 00
OUTSIDE WORK	17 57CR	190 00CR	2 20CR
HANGER RENT	23 80CR	258 89	4 79CR
AIRPLANE RENT	0 00	0 00	0 00
SPRAYING INCOME	0 00	0 00	0 00
OTHER INCOME	0 00	0 00	0 00
TOTAL INCOME	100 00CR	1086 86CR	100 00CR
COST OF SALES			
MERCHANDISE PURCHASE	119 91CR	1296 09	42 25CR
CONTRACT LABOR	0 00	0 00	0 00
GAS & OIL PURCHASES	186 28CR	2030 25	56 79CR
TOTAL COST OF SALES	306 19CR	3326 34	99 04CR
GROSS PROFIT	208 29CR	2251 46	95CR
EXPENSES			
RENT	0 00	0 00	5 12CR
ADVERTISING	26 83CR	290 00	6 15CR
	0 00	0 00	27CR
			23 40
			3641 81
			4893 40
			8534 21
			82 25CR
			441 92
			530 00
			23 40

INTERNATIONAL ENTERPRISES INC. BALANCE SHEET JANUARY 1978			
ASSETS			
CASH ON HAND	740.11CR		
CASH IN BANK	2190.53		
INVENTORY OF PARTS	1119.00		
EQUIPMENT	4114.50		
ACCUMULATED DEPRECIATION	.00		
BUSINESS VEHICLES	.00		
BUSINESS AIRCRAFT	20000.00		
ACCUMULATED DEPRECIATION	642.07CR		
METER DEPOSITS	.00		
TOTAL ASSETS		26041.85	

**SS**  
SURVIVE  
✓132

We have a complete selection of disk and cassette based business software for your PET and TRS-80 computers. Call or write for free brochure.

201 Worley Rd.  
Dexter, Mo. 63841  
(314) 624-7611



Dealer inquiries invited.

INTERNATIONAL ENTERPRISES INC. JOURNAL JANUARY 1978			
ACCT	SUB DESCRIPTION	REF #	DATE AMOUNT ENTRY
230	00	000	1/78 25 82CR 20
301	00	000	1/78 30 00CR 21
301	00	000	1/78 356 35CR 22
301	00	000	1/78 30 54CR 23
301	00 JOURNAL ENTRY	000	1/78 436 27 24
302	00	000	1/78 561 50CR 25
302	00	000	1/78 440 00 26
302	00	000	1/78 210 00CR 27
302	00	000	1/78 310 00CR 28
303	00 PARTS	000	1/78 448 95CR 29
303	00	000	1/78 900 31CR 30
303	00 JOURNAL ENTRY	000	1/78 822 68 31
310	00	000	1/78 140 00CR 32
310	00	000	1/78 50 00CR 33
311	00 JOURNAL ENTRY	000	1/78 258 69 34

INTERNATIONAL ENTERPRISES INC. TRIAL BALANCE JANUARY 1978			
ACCT	SUB ACCOUNT TITLE	REF #	DATE CURRENT AMOUNT
302	00	000	1/78 561 50CR
302	00 JOURNAL ENTRY	000	1/78 440 00
302	00	000	1/78 210 00CR
302	00	000	1/78 310 00CR
303	00 GAS & OIL & GREASE	12/77	2529 40CR
303	00 PARTS	000	1/78 448 95CR
303	00	000	1/78 900 31CR
303	00 JOURNAL ENTRY	000	1/78 822 68
304	00 ACCESSORIES	12/77	524 58CR
305	00 OUTSIDE WORK	12/77	3712 07CR
			0 00
			0 00
			0 00

Phone (513) 891-4496 or write:

# Snapp Inc. ✓232

8170 Corporate Park Drive  
Cincinnati, Ohio 45242

\* TRS-80 is a trademark of the Radio Shack Division of Tandy Corporation.

*Not mathematical—this program  
'roots out' your defective memory locations.*

# Babyroot

Dennis Bathory Kitsz  
Roxbury, VT 05669

**B**abyroot is a program that exercises the TRS-80 RAMs. I developed this program because, during a particularly warm and humid day, my programs started to crash for no apparent reason. I scratched out an inelegant but workable first version and located a wayward address, 4A02.

The program exercises all combinations of bits in three neighboring bytes simultaneously. Locations are repeatedly written to and read from to assure that they are functioning.

## The Program

Prepare Babyroot as a BASIC program or use T-BUG to enter the machine code and create a SYSTEM tape.

Load Babyroot using the SYSTEM command; enter the name RAMCHK and when the program has finished loading (about 8 seconds), enter /20480. The program, now located at 5000 hex, works over the RAM from address 6000 to 7FFF hex.

At the end of this sequence, it transfers itself to 7000 hex, exercising RAM from 4000 to 6FFF hex. Each complete cycle takes 12 1/2 minutes on an unmodified TRS-80.

At the beginning of the program, the screen clears and a star appears in the bottom right-hand corner. About five minutes later, the program transfers to high memory. The star vanishes and a graphics block appears in the next screen position. Address 3FFF is presented at the top of the screen, indicating that address 3FFF is "bad". The program reads that address as bad because the video memory bank is deliberately designed short one bit.

The video memory ends at address 3FFF and system RAM begins at 4000. This memory location is inadvertently exercised by the program when it begins working over address 4000 and its two neighbors. It serves as a check that Babyroot itself is operating correctly. (If your

TRS-80 has a lowercase hardware modification that saves the extra bit, this memory location should read correctly. No bad bit will be presented.)

Errors in address 4000 to 41E5 are usually terminal. 41E6 to 42E8 might or might not cause significant grief. 42E9 and up is where the BASIC programs sit.

If the bad bit coincides with a fixed program bit, everything will look fine. If it is different from a fixed program bit, that program might never LIST or RUN correctly. If the bad bit coincides with a variable location, it will be invisible at first.

But watch those results!

Reading down from address 7FFF, you find control information, strings and the BASIC stack. Errors here can wipe out the program. So, there is a chance that in normal operation a bad bit might go unnoticed for months.

Keep this program running (it will continuously loop) for no less than 8 hours, if you suspect

a bad bit. It took 9 1/2 hours before conditions were right and the balky bit turned up in my system.

The computer can be restored for normal use only by turning it off. All system RAM has been upset by Babyrooting around. If the RAM is too badly damaged, Babyroot itself may not load. Write me for a special version of the program for use in this case.

## A Bit Error

When you've discovered a bad RAM, what do you do? A bit error is a sophisticated enough problem that you first might want to leave it to your friendly Radio Shack repair center. However, if you find this suggestion unappealing, you'll want to tackle it yourself.

First, you'll probably want to find the bad bit's position in the byte. Now that you know its address, Table 1 lists a short program to identify that bit.

Enter the least significant byte of the bad RAM address in-

5000	*	21	00	3C	11	01	3C	01	FF	03	36	20	ED	B0	06	08	21
5010	*	A0	3C	36	2A	23	10	FB	06	00	0B	21	##	\$5	78	77	AE
5020	*	28	F7	C5	06	08	21	A0	3C	07	38	05	23	10	FA	18	05
5030	*	36	58	23	10	F3	21	A0	3C	C1	18	DE	C9	00	00	00	00

Table 1. Bit Search program.

to the position marked ##. Enter the most significant byte into the position marked \$\$ (You may relocate this program anywhere in memory, if necessary, to avoid balky addresses.) Now set this program in motion. A good byte will be displayed thus:

\*\*\*\*\*

As bad bits are found, the stars will be replaced by letter X, so:

\*\*\*X\*X\*\*

Bit 7 is left-most in this display and bit 0 is to the right. It will continuously loop, exercising this one address, just as the Babyroot program exercised the whole of the memory. After a given period of time, all the bad bits should be indicated by an X.

Next you'll need to buy replacement 4116 RAMs (\$8 to \$15), one for each bad bit position. Dynamic RAMs are curious devices. If you don't know how to handle these sensitive MOS devices, find out! Look in *Popu-*

*lar Electronics*, on data sheets, in books, ask a friend or whatever, but don't proceed until you know how to handle them! (And put your cats in the bathroom.) For greatest safety, use a static-free workbench.

Get a TRS-80 technical manual or RAM expansion instruction sheet. Open the case, find the RAM(s) corresponding to the bad bit(s). Pull the RAM(s). Replace each with a new 4116 and run Babyroot again. If the error is gone (and it should be), you're set. If not, double check your work, making sure you've replaced the correct RAM. Switch RAMs. See if the bad bit changes position. Go down the line. You may even have a bad new RAM.

If you're desperate, call me; I know the feeling of sitting awake at 3 a.m., wondering whether or not I should turn my TRS-80 into a flower pot. I'll try to help you with your diagnosis. I hope the program runs for days without turning up a bad bit. Good luck. ■

```
5000 * 21 00 3C 11 01 3C 01 FF 03 36 20 ED 80 DD 21 80
5010 * 50 3A FE 3F EE 0A 32 FE 3F DD F9 06 7F 33 10 FD
5020 * 21 00 60 AF 77 4F F5 79 77 23 7C FE 80 28 30 E5
5030 * DD E5 E1 8C 28 29 E1 F1 77 28 28 77 47 7E 88 28
5040 * 05 16 18 05 18 18 23 23 7E 88 28 05 16 10 05 18
5050 * 10 28 34 0C 7E 47 FE 00 20 CC 23 0E 00 18 C7 18
5060 * 64 7C E6 F0 0F 0F 0F 0F 16 22 18 22 7C E6 0F 16
5070 * 18 18 18 7D E6 F0 0F 0F 0F 16 10 18 10 7D E6

5080 * 0F 16 09 18 09 D1 3E 03 92 DD 77 DD 18 FF D5 F5
5090 * 11 00 3C 1A FE 20 28 03 13 18 F8 7F FE 04 20 0A
50A0 * 3E 20 18 12 18 12 18 12 18 12 F1 FE 0A 30 04 C6
50B0 * 30 18 02 C6 37 12 C5 06 FF 10 FE C1 01 3E C9 92
50C0 * DD 77 44 18 FF DD E5 DD E5 E1 D1 7A EE 20 57 05
50D0 * 06 80 28 18 10 FC 01 FF 00 ED 80 DD E1 3E 20 DD
50E0 * AE A2 DD 77 A2 3E F0 DD AE AC DD 77 AC DD E5 E1
50F0 * 2E 11 E9 44 45 4E 4E 49 53 20 48 49 54 53 5A 00
```

```
10 FOR X = 20480 TO 20735 : READ A : POKE X,A : NEXT X
20 POKE 16526,0 : POKE 16527,80 : PRINT USR(0)
30 DATA 33,0,60,17,1,60,1,255,3,54,32,237,176,221,33,128
40 DATA 80,58,254,63,238,10,50,254,63,221,249,6,127,51,16,253
50 DATA 33,0,96,175,119,79,245,121,119,35,124,254,128,40,229
60 DATA 221,229,225,188,40,41,225,241,119,43,43,119,71,126,184,40
70 DATA 5,22,27,213,24,27,35,126,184,40,5,22,16,213,24
80 DATA 16,43,52,12,126,71,254,0,32,204,35,14,0,24,199,24
90 DATA 100,124,230,240,15,15,15,15,22,34,24,34,124,230,15,22
100 DATA 27,24,27,125,230,240,15,15,15,15,22,16,24,16,124,230
110 DATA 15,22,9,24,9,209,62,211,146,221,119,13,24,255,213,245
120 DATA 17,0,60,26,254,32,40,3,19,24,248,123,254,4,32,10
130 DATA 62,32,27,18,27,18,27,18,27,18,241,254,10,48,4,198
140 DATA 48,24,2,198,55,18,197,6,255,16,254,193,209,62,201,146
150 DATA 221,119,68,24,255,221,229,221,229,225,209,122,238,32,87,213
160 DATA 6,128,43,27,16,252,1,255,0,237,176,221,225,62,32,221
170 DATA 174,162,221,119,162,62,240,221,174,172,221,119,172,221,229,225
180 DATA 46,17,233,68,69,78,78,73,83,32,75,73,84,83,90,0
```

Total program cycle: 12 minutes 24 seconds  
Recommended number of cycles: 40 or more

Babyroot versions: Machine (top) and BASIC (bottom).

## DR. HOWE'S SOFTWARE

For the TRS-80 (\*)

### MACHINE LANGUAGE SOFTWARE

MONITOR #3.....\$39.95  
Disassembler; memory displays; memory move, search verify, and modify; read and write object tapes; hexadecimal arithmetic; object code relocater; unload programs for disk; symbolic output tapes; 41-page instruction manual.

MONITOR #4.....\$49.95  
Same as Monitor #3 but adds: save and read disk files; direct input and output of disk sectors; send, receive, or talk to another computer via RS-232-C interface; symbolic disassembly on disk.

SMART TERMINAL.....\$49.95  
Enables your TRS-80 to be used as a remote terminal to a time-sharing system. Supports lowercase and full range of control keys. Automatic transmission between memory and host computer. Much more.

PACK/UNPACK.....\$24.95  
Increase disk file capacity by 33% with NO NEW HARDWARE. Applies only to string data in random files. Ideal for mailing lists, etc.

GAME OF "LIFE".....\$5.95  
John Conway's game of "life" shows patterns evolving and changing swiftly before your eyes. A dazzling demonstration program!

### BASIC SOFTWARE

MAILING LIST.....\$69.95  
Maintains mailing list files of over 1000 names per diskette. Add, delete, change, find name, machine language sort, print file.

SMALL BUSINESS ACCOUNTING.....\$49.95  
Based on Dome Bookkeeping Journal #612, keeps track of income, expenditures, and payroll for a small business of up to 16 employees. Daily, monthly, year-to-date summaries.

HOME BUDGET.....\$49.95  
Checkbook maintenance combined with records of income and monthly bills. Monthly and year-to-date summaries showing tax deductions.

DATABASE MANAGEMENT.....\$29.95  
Define files of any description and maintain on cassette or disk. Add, change, delete, find, sort, justify, print, line print, total fields, write.

### HOWE SOFTWARE

✓ 103

14 Lexington Road  
New City, New York 10956

(\*) TRS-80 is a registered trademark of Tandy corp.

## 16K DYNAMIC RAMS FOR MEMORY EXPANSION

8/\$87.20!!

Expand memory in TRS-80\* 4 and 4L, Exidy, Apple, new PET, Heath H89, and other machines with our low power, high speed (250 ns/4 MHz) 16K dynamic RAMs. Add \$3 for two dip shunts plus instructions for TRS-80\* expansion.

\*TRS-80 is a trademark of the Tandy Corporation.

Thinking about easier expansion? Higher speed? More power? Then think S-100. We stock an innovative and extensive line of S-100 bus products, from computer enclosures to color graphics boards. Send today for our free catalogue (foreign requests: add \$1 to help cover postage and handling costs).

# GODBOUT

GODBOUT ELECTRONICS  
Bldg. 725, Oakland Airport, CA 94614

TERMS: Cal res add tax. Allow 5% for shipping, excess refunded. VISA®/Mastercharge® call our 24 hour order desk at (415) 562-0636. COD OK with street address for UPS. Prices subject to change without notice.

✓ 75

## accounts receivable TWICE as fast! with the Spooler for your TRS-80\*!

We have benchmarked processing of customer statements and aging reports and found that these reports run nearly twice as fast with THE SPOOLER installed.

THE SPOOLER requires no modification to your user application program.

Price: \$100. Add \$4. for credit card orders.

Add \$5. for C.O.D. orders

Documentation available separately for \$10.

Model II version now available.

Phone (513) 891-4496 or write:

## Snapp Inc. ✓ 232

8170 Corporate Park Drive  
Cincinnati, Ohio 45242

\* TRS-80 is a trademark of the Radio Shack Division of Tandy Corporation.

*Develop a local business program—  
but read this before you press ENTER!*

---

# Business Programming

Wes Clarke  
Westech Corp.  
P.O. Box 432  
Sparta, NJ 07871

**T**he arrival of the inexpensive microcomputer in the marketplace has opened an entirely new area of opportunity for the businessman who can program. With small business just crying out for some way to ease the burden of paperwork, a real need has developed for good business software.

This software, however, has been slow to emerge and many entrepreneurs have been disillusioned by what business systems have available. As a small businessman, who has developed a successful inventory control program for the TRS-80, I have insights into the needs of small business and the problems encountered writing and marketing good business software.

## Maintaining Inventory

The story starts around mid 1967 where, as part owner of a Radio Shack dealership in Sparta, New Jersey, I had a problem: Maintaining my inventory. I had worked in the auto parts business and was using a card system popular in that industry, but the maintenance time was excessive.

The logical answer was a computer, but the prices for

business systems were way over what I could afford. A hobby computer seemed like a way to solve my problem, but I knew little about them. I set out to learn. I was just starting my studies when Radio Shack announced the TRS-80—the perfect answer, a system that I could not only use, but sell.

I ordered one immediately and began studying in earnest. I devoured everything I could find

discover that 16K would not suffice for the complex program that I had in mind. I had to expand to Level II and disk drives for a useful program.

I did not stop working, however, and developed a pilot program on the Level I to test the practicality of my ideas. I completed the program around April, 1978, and, as it turned out, it opened the door for me.

I took it to a dealer training

shipping to my first customers in November.

## Documentation

So far, everything had gone smoothly, then problems began. It seemed that my documentation left something to be desired. I had written it in the form of other documentation that I had seen, complete with flow charts and detailed program descriptions.

Other users who were programmers were having no problem with it, but most of my customers were businessmen. They did not have time to read all about random files, backups, memory sizes, etc. They just wanted to use the program. It also turned out that my part entry routine was too slow and was causing some frustration.

I started work on revisions. I rewrote the manual as a programmed learning guide—one that would take a novice through the program step by step and teach him to use it. I rewrote the routines that were causing troubles. I developed an automatic loading routine that eliminated the need to set memory size and brought the user up to a master menu when the system was turned on.

I also sent out a lot of letters to correct various bugs that were found by an ever increasing number of users and tried to include in my planned modifications their suggestions for some new routines that made the program easier to use.

---

**... to ease the burden of paperwork,  
a real need has developed  
for good business software.**

---

on BASIC, the Z-80 and computers in general. I even studied assembly language. I also started looking closely at my problems in the store and planning what I wanted the computer to do and how I wanted it done.

This proved invaluable later on, for it is the consideration of the many minor details of store operation that has made my program a success both for me and for others.

My 16K Level I arrived three days after Christmas 1977, and I dragged it along on a ski vacation, much to the chagrin of my wife. The well-written Level I manual enabled me to quickly convert the general information that I had learned to the specifics of the TRS-80 and I started work on my problem.


It did not take long for me to

meeting and demonstrated it to the Radio Shack Regional manager. He realized that it met the particular needs of the Dealer/Franchise network and contacted the VP of the Franchise Division who asked if I could have a demonstration version ready for the summer meetings. I agreed to try and, upon receipt of my 32K Level II disk system, was able to complete the program in time for a series of meetings in August, 1978.

The program was well received. Several dealers offered valuable suggestions at that time which I incorporated in the program. I placed the program in operation in my store on September first for testing. It took about two months to get the bugs worked out and the documentation prepared. I started



**RONDURE COMPANY**

✓ 191

2522 BUTLER ST.  
DALLAS, TEXAS 75235  
214-630-4621**the computer room****SPECIAL  
Printer for your  
Microcomputer****GE TERMINET  
300 PRINTER**

Pin feed—9" paper

- 80 Print positions
  - Receive only
  - ASCII code
  - RS-232 interface
  - 30 CPS
  - Upper & lowercase
  - Shipping wt. 75#
- Shipping containers \$15.00  
(used)  
(good working condition)

Will run on serial RS232 port of  
most micros including TRS-80. **\$450.00****WE HAVE FLAT-PACK  
ACOUSTIC**Modem  
pickup**\$19.50****USED FANS**Muffin—8.00  
Sprite—4.00**NEW  
POWER  
SUPPLY**5V at 3 Amp  
12V at 6 Amp  
-12V at 3 Amp**\$25.00****USED  
POWER  
SUPPLY**5V at 12 Amp  
16V at 6 Amp  
6V at 2 Amp**\$15.00****ASCII Keyboard**(used)  
with enclosure**SALE \$15.00****MICRO SWITCH KEYBOARD  
USED BUT LOOKS VERY NICE**

ASC II

**\$40.00**  
(With Print)**USED  
OMNITEK**ORIG.  
ONLY  
95.00**ORDERING INFORMATION:**We ship the same day we receive a certified check or money order.  
Texas residents add 5% sales tax. Please call if you have a question.  
Write for our CATALOG of many parts, terminals, printers, etc.  
All items subject to availability. Your money returned if we are  
out of stock.**SHIPPING INFORMATION:**Modems: \$2.50 each; Key Boards \$3.50, Power Supply \$5.00.  
Large Items & Parts: Specify Freight or Air Freight Collect.  
Foreign Orders: Add appropriate freight or postage.  
We now take Master Charge and Visa orders. Specify full number,  
bank number and expiration date.**Technology  
plus  
Corporation****40-PIN EDGE CONNECTORS**

(wirewrap style)

For Your TRS-80 or Superbrain.

\$3.95—Nickel plated phosphor bronze  
contacts.

\$7.95—Gold plated contacts.

OR—

Try our 3D40 edge card for your TRS-80. The  
3D40 is a precision double sided P.C. board  
with 40-pin connector in front, wired to 3 16-pin  
dip sockets in back. Use the 3D40 with dip ribbon  
cables and solderless breadboards to make  
TRS-80 interfacing experiments a snap! **\$15.95**

ALSO—Coming soon for your TRS-80\*

**THE SCHEDULER**An inexpensive system of hardware and software  
that provides a real time clock and wireless  
remote control of 256 external devices for your

\* TRS-80.

\* TRS-80 is a trademark of the Radio Shack Division of Tandy Corporation

**P.O. Box 566** ✓ 208  
**Westfield, MA.**  
**01085****Disk Based  
Word  
Processor  
\$7.50**A complete word processing system  
for your TRS-80 including full editing  
features such as paragraph move, line  
deletion, insertion & line correction.  
Store text on disk, print business  
and personal letters, reports with  
numbered pages and title pages! Text  
stored on disk as blocks are created  
so texts are not limited by the avail-  
able memory. The Pensa-Write word pro-  
cessor is for 16K single-drive TRS-80s  
and comes complete with software to  
produce upper/lower case at printhead,  
and keyboard reverse. Full right/left  
justification and much more. Send  
check, money order or order by phone,  
24 hours, 7 days a week. Mastercharge  
and Visa welcome. Manual only, \$1.75-  
deductible from cost of software.

ORDER NOW! :

**PENSADYNE** ✓ 207COMPUTER SERVICES  
4441 WEST FIRST AVE.  
VANCOUVER, B.C., V6R 4H9

604-224-3107

**accounts payable TWICE as fast! with  
the  
Spooler  
for your  
TRS-80\*!**We have benchmarked voucher  
check processing and found it to  
run nearly twice as fast with **THE  
SPOOLER** installed.**THE SPOOLER** requires no modification to your  
user application program.

Price: \$100. Add \$4. for credit card orders.

Add \$5. for C.O.D. orders

Documentation available separately for \$10.

Model II version now available.

Phone (513) 891-4496 or write:

**Snapp Inc.** ✓ 2323150 Corporate Park Drive  
Cincinnati, Ohio 45242

\* TRS-80 is a trademark of the Radio Shack Division of Tandy Corporation

In April, 1979, I informed my customers that a modification to the program was available at a nominal cost to cover shipping and the disk. The modification was very well received. The program had finally reached the professional level that I had hoped for.

Probably the most significant reason for the program's success is that I spent a great deal of time planning the type of information that needed to be stored and the manner in which it would be updated. The primary objective of the program was to improve the profitability of my business. All of my planning was directed toward this goal.

I made sure that each piece of information that was retained had a valid use in improving my business efficiency. I used machine language packing routines where necessary to store more information than could be handled with BASIC. To give you an idea of the packing density, the following information is stored on each part: part number (8 alphanumeric characters), description (15 alphanumeric chrs.), list price, sale price, regular cost, promotional cost, quantity on hand, quantity on order (two orders), items per box, reorder point, accumulated sales year to date and previous year, vendor code and three dates pertaining to items on sale. Even with all this information stored, I am able to get almost 5000 part numbers on a Model 1 TRS-80 system.

### Good Programming

Storing information compactly is only part of the secret of good programming. Equally important is the manner in which it is updated. The program has to be easy to use by relatively untrained individuals and it has to save time. In most cases the owner or manager of a small business doubles as the data processing department and the entire justification for purchasing the computer is to free up more of his valuable time.

For this reason I chose point of sale as my primary means of updating inventory levels, with batch entry available when nec-

essary. With a point of sale system, all of the following can be accomplished with a single entry, taking essentially the same time as writing a sales slip or invoice.

1. The inventory level is updated immediately. Therefore, stock levels are always current.

2. The descriptions and price match the product in hand, reducing the number of incorrect entries.

3. The computer calculates the extended cost, subtotal, sales tax and change, reducing mathematical errors.

4. The computer stores information on income, cost of sales and percent profit by category and reports the figures on a day, month and year basis eliminating the need for a cash register.

Additionally, the information is much more detailed.

Frequently I'm asked if point of sale is practical on a micro-computer and my answer is definitely, yes. By using a special machine-language search routine, I can access any part in the file in four to six seconds. Also, the computer can generate an invoice as rapidly as by hand.

This brings up another important point. Programs should be written in the normal high-level language of the computer, in this case BASIC, but employ machine-language subroutines wherever time or density is important. This allows you to modify most of the program, but gives you the flexibility of machine language.

When programming, don't neglect the human factor. An otherwise good program may be rejected because of operator frustration. Let me give some examples:

**INKEY Routines written in BASIC.** These routines which allow flashy screen formatting are great for demonstration, but I have yet to find one that is fast

enough to keep up with a good typist. I used the normal input statement in my original program to avoid this problem.

**Repetitive entries of the same information.** I reviewed an accounts receivable program recently in which it was necessary to enter the date of the transaction for each entry. I suggested that the day's date be automatically entered with an option to change it. Multiple entries become highly frustrating with this method.

### Methods of Updating

My initial program had a general change portion that updated the "part" information. I now have four separate methods to update: One for price changes; one for stock adjust-

ment, one for sale items and the original general change.

Test your program in the real world and be prepared to modify it to make it easy for an operator to use. No one finds bugs faster than an inexperienced operator in an actual situation.

The likelihood of an inexperienced operator brings us to the next area of importance—documentation. Documentation is probably the weakest area of small business programs that I have seen. Generally, programmers want to write programs, not documentation. They tend to spend little time on it and direct it toward other programmers, not the novice. The following information is a must in any business program documentation:

1. An index.
2. A glossary of special terms including limits of fields used.
3. A description of the various program modules and how they interact with the stored information.
4. A step by step practice section that leads the user by the hand through all of the major

portions of the program.

5. Instructions on how to make common modifications.

Assume that the user knows nothing about a computer and cover every detail. Most businessmen will not have read the disk operating system manual, the BASIC manual or anything else. These manuals are too technical and he doesn't want to waste time on them.

Forget flow charts for the same reason. I eliminated them from my second manual and no one's requested them. They confuse most non-programmers.

Once you have completed your program and documentation, copyright it. For additional protection, I also use a license agreement. My license form has space on it to keep track of the modifications and corrections that I have sent to the licensee, and undoubtedly, you will have corrections and modifications.

Even if you were to write a bug-free program, the dynamics of business and the computer industry will generate a need for changes and modifications.

For example, I have sent out mods for DOS 2.3 and have a version available for NEWDOS. I also added special routines based on user feedback such as a recently completed price tag printing routine.

Word of mouth advertising and recommendations are very important in this still small industry and your reputation will suffer if you do not correct your bugs, keep your program current and answer user questions. Be sure to price your program high enough to cover some of these extra costs, along with shipping, manual printing and some return phone calls. If you plan to use a dealer network, leave sufficient margin in your pricing for their markup. A dealer needs at least a 30 percent margin to cover his costs of advertising, customer support etc.

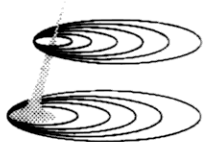
I hope that I have been able to give you some insights into the problems of developing a business program. There is a tremendous market potential out there, and if you can solve a business' problems, there is also great reward. ■

---

## Documentation is probably the weakest area of small business programs that I have seen.

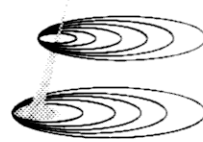
---

# EDITOR ASSEMBLER



## TRS-80™ Model II

from GALACTIC SOFTWARE



EDAS 4.0 is the first user oriented Editor Assembler and was designed to utilize all the features of your Model II and TRSDOS operating system. EDAS 4.0 includes innovative features for ease of coding and debugging. EDAS 4.0 package includes complete, accurate documentation (over 120 pages).

**only \$229.00**

*also from Galactic ...*

**MAIL/FILE** — A true name, address & phone number data base management system. The most *versatile* system of its kind. Up to 2,500 records per file. **\$199.00**

**HOST I/O** — Make full use of your Model II's communications ability. Your "BASIC" programs can now make use of the Model II's RS-232 channels, with this full-featured "KSR" system. **\$199.00**

**GALACTIC SOFTWARE LTD.** Dept. 8, 11520 N. Port Washington Rd., Mequon, WI 53092  
✓254 (414) 241-8030

COD & Money Orders - Shipped Immediately

Check Orders - Allow two weeks.

## !!NOW AVAILABLE!!

### INDEX SEQUENTIAL ACCESS METHOD

- ★ Get and Put Records to Disk File by "KEY"
- ★ Read File in Key Sequence Without Sorting
- ★ Delete Records Without Recopying File
- ★ Add Records to Disk Files in Any Sequence
- ★ Variable Key Length From 1 to 50 Characters

#### BUSINESS APPLICATION ADVANTAGES

- Improved Disk Utilization
- Easier Program Development
- Improved Operating Characteristics
- Reduce or Eliminate Sorting
- Improved Performance

**ISAM SUBROUTINES** Documentation  
**ISAM UTILITIES** On Diskette \$50.00

PLUS - Free Mailing List Sample Application  
Add 6% Sales Tax for California Orders

✓85

TRS-80® MODEL I & II SOFTWARE FROM:

**Johnson Associates** -or- 24 Hour Order Line  
P.O. Box 1402M For Bank Cards Sales  
Redding, CA 96099 (916) 221-0740

WRITE FOR FREE CATALOG-

TRS-80® Registered Trademark of the TANDY CORP

## TRS-80\*

### SAVE A BUNDLE

When you buy your  
TRS-80™ equipment!

Use our toll free number to  
check our price before you buy  
a TRS-80™ . . . anywhere!

TRS-80 is a trademark of the Radio Shack Division of Tandy Corporation

**full Radio Shack warranty**



✓148

### SALES COMPANY

1412 WEST FAIRFIELD DR.

P.O. BOX 8098 PENSACOLA FL 32505

904/438-6507

nationwide 1-800-874-1551

## payroll *TWICE as fast!* with the **Spooler** for your **TRS-80\*!**

We have benchmarked processing of payroll checks and journals and found them to run nearly twice as fast with **THE SPOOLER** installed.

**THE SPOOLER** requires no modification to your user application program.

Price: \$100. Add \$4. for credit card orders.

Add \$5. for C.O.D. orders

Documentation available separately for \$10.

Model II version now available.

Phone (513) 891-4496 or write:

**Snapp Inc.** ✓232

8170 Corporate Park Drive  
Cincinnati, Ohio 45242

\* TRS-80 is a trademark of the Radio Shack Division of Tandy Corporation

*If you want fast and cheap storage, read on.*

# Disk Alternatives

Harley Dyk  
1644 Grant  
Grand Haven MI 49417

**M**ost owners of TRS-80 16K Level II cassette based systems dream about disks and I am no exception. However, one must purchase the expansion interface, the disk, and more memory to fully utilize the system, and this costs nearly \$1000. Some people seriously question spending this kind of money for only 79K of storage on line.

The Stringy Floppy by Exatron, and the BETA-80 by Meca, both California based companies provide alternative investments. Neither require the expansion interface and both will interest the hobbyist and small businessman.

## ESF

When I purchased the Exatron Stringy Floppy (ESF), ship-




Photo 1. Exatron Stringy Floppy.

ment was prompt and the unit worked well from the beginning. The system is designed for the non-hardware type programmer.

After plugging the ribbon cable into the keyboard and turning on the computer, you type SYSTEM, then /12345 and you are "talking" to the ESF. The ESF uses a continuous loop tape wafer which comes in 5, 10, 20, 50 and 75-ft. lengths and can store about 4K, 8K, 16K, 40K and 60K bytes respectively.

The ESF for the TRS-80 is mechanically simple. The tape moves at a constant speed of 10 in./sec. in one direction and is on only when the ESF is reading, writing or searching. These wafers seem quite reliable. I have had one wafer jam out of twenty-five and it was promptly replaced. They are available only from Exatron, which is the only negative point I can give the ESF system.

The speed of the ESF is impressive with an actual read/write speed of 800 bytes/sec. I use an 8" floppy when teaching and it loads BASIC programs at about 1300 bytes/sec. I timed the ESF and loaded a 14K program in eighteen seconds. The same program took four minutes with audio cassette.

The operating system resides in EPROM, but does not include data handling capabilities. Data capabilities are provided on tape taking up about 1K of RAM, leaving about 14.5K for the user.

The data handling capabilities are also very impressive. I

was able to load the data for Adventure Land (a 21-minute task for a Radio Shack cassette) in 41 seconds, over 30 times as fast. Data is dumped onto tape in 256 byte blocks. As a test of the ESF's speed, I dumped 500 three digit numbers in ten seconds. It took fifteen seconds to read the numbers back and print them on the CRT.

Machine language programs can also be placed on the wafers. I place Space War & Sargon on wafer with a minimum of difficulty. Machine language and BASIC programs are saved on the wafer by number and one must maintain a good record of what is on each wafer or one can wipe out existing programs.

The ESF seems very reliable, each program is checked each time it is saved by an automatic verification feature. This increases save time since the tape must cycle around yielding a

save time of 40-60 seconds for a 14K program on a 20-ft. wafer, and 80-115 seconds for the same program on a 50-ft. wafer. But compare that to over eight minutes to save and verify such a program on audio cassette! The verification feature can be bypassed by hitting the break key after the write light has gone off.

## Beta-80

Meca sent me a BETA-80 to evaluate for this article. I have used it for about a month and have a fair knowledge of its capabilities. The unit plugs into the keyboard as does the ESF and with the system tape (digital cassette) installed, you merely turn on the power. The tape rewinds, loads the operating system, and reads the directory in about 20 seconds. The operating system resides in RAM and takes about 3½ K and the directory takes about ½ K, so one is




Photo 2. The TRS-80 16K Level II—BETA-80 turnkey system (the BETA-80 labels were on back order at the time of this photo).

left with 11719 bytes in a 16K system.

With some sacrifice in speed the BETA-80 offers you much of the convenience of a disk. As Meca advertises, the BETA-80 has six-seconds access to 80K, while the Radio Shack disk has two-seconds access, but the BETA-80 gives a full 250K per track with two tracks, worst case access time of 36 seconds per track with 10 seconds being average.

The actual data transfer rate on the BETA-80 is slower than the ESF with an advertised rate of 500 bytes/sec. The information is stored in 256 byte blocks with gaps in between giving an effective data rate of about 350 bytes/sec. Yet the BETA-80 can locate and load a 9K program (out of a 250K track) in an average time of 35 seconds. The BETA-80 has a read/write speed of 5 in./sec., but a search speed of 100 in./sec.

Once the cassette is inserted, it is totally software controlled. It sure is impressive to take all the software one has accumulated in ten months and put it on one cassette and be able to load any program at the stroke of a key.

Double density will be available for the BETA-80, making its actual transfer rate very close to that of the ESF. Meca recommends digital tape for the BETA-80, however, I have used top quality Maxell UDXL C-60 audio cassettes and have experienced no problems to date.

The BETA-80 can do a type of merge for programs, and it also can chain programs together using LOAD statements within the programs. Data is saved only by saving arrays and this works fine, except that one must convert strings to numeric data in BASIC before the string can be saved in an array. This slows down the saving of strings considerably.

The BETA-80 also saves machine language programs, although one must use a stand alone operating system in high memory. Since the operating systems in BASIC reside in the same area in which most machine language programs start, you cannot use the regular oper-

ating system to load such machine language programs. Meca recommends only the experienced assembly language programmers use the stand alone system, but this beginner was able to use it to transfer machine language programs from Radio Shack cassette to the BETA-80 format.

### Comparisons

When comparing the two systems, you must keep in mind the price difference, which is substantial, and media handling differences.

The ESF requires frequent switching of wafers, but should be adequate for the hobbyist, average home computer enthusiast and some small businesses. If you want the luxury of the directory, universal media (digital quality cassette), lots of on line storage, and the proven Phi-deck, then the BETA-80 may be for you.

Tables 1 and 2 show a comparison of features and a summary of BASIC commands. Both units have performed very well for me. Both can give a very powerful system without an ex-

Beta		
LOAD"	"	— load program (name up to 5 characters)
SAVE"	"	— save program
LOAD"	,R"	— load & run
LOAD"	"	— load array
SAVE"	"	— save array
MERGE"	"	— concatenate to BASIC program
MERGE"	,R"	— concatenate & run
NAME	"	— shows directory
KILL"	"	— kill program
KILL"	"	— kill array
—plus 19 direct operating commands to mount tapes, initialize tapes, read & write blocks of memory, execute machine language programs, etc.		
ESF		
@ NEW	—	certifies & erases wafer (or part of wafer)
@ SAVE X	—	save BASIC or M.L. Program, where X is integer from 1-99
@ LOAD X	—	loads BASIC or M.L. Program, where X is integer from 1-99
@ OPEN	—	open data file
@ CLOSE	—	close data file
@ PRINT	—	writes data on wafer
@ INPUT	—	reads data from wafer

Table 2. BASIC Commands.

pansion interface or additional memory. Both units leave CLOAD & CSAVE totally functional, to your regular audio cassette can be used as a backup. This also allows you to transfer existing audio cassette software to the new media.

Face it, a disk is nice, but, quite frankly, not everyone needs the speed or price of a disk. However, most TRS-80

owners deserve more than audio cassette and such computerists should seriously consider the ESF and BETA-80. ■

Exatron now has available a speed-up kit for the TRS-80 (about \$25) that doubles the speed of the computer and the ESF. Installing the kit means opening your computer and voiding the warranty, but the kit doubles the load and save speeds of the ESF, as well as the capacity of a wafer. This gives you, in effect, double density without touching the ESF: 1600 bytes/sec.

	ESF for TRS-80	Beta-80
Base Price	\$249.50 Starter System @ \$299.50, includes wafers, monitor, etc.	\$499.00
Cost of Additional Drives	\$199.50	\$270.00
Drives per System	8	4
Tape	Wafer-continuous loop-1 direction travel-obtainable only from Exatron	Standard digital cassette
Dealers	None-mail order only	Yes—or mail order
Size	4 1/4" w x 6 1/2" d x 2 1/4" h	8 1/4" w x 10 1/4" d x 4 1/4" h
Weight	Approx. 1 lb.	Approx. 6 lbs.
Read/Write Speed	800 bytes/sec., 10 in./sec., 720 bits/in.	500 bytes/sec., 5 in./sec., 800 bits/in.
Fast Search Speed	None	100 in./sec. both directions
Capacity per Drive	40-44K with 50 ft. wafer	500K with C-60 tape
Media Cost per M Byte Storage	\$46 (23-50 ft. wafers)	\$8.60
Compare to Cassette Speed	12.5 times faster at best than cassette	5.6 times faster at best than cassette
Warranty	Year/30 day money back	3 months mechanical 6 months electronic
Expansion Interface Needed	No	No
Programs/Unit	Max. 99 programs/wafer	Max. 126 programs/500K byte cassette
Total Software Control	Yes	Yes
Directory	No	Yes
Toll Free Number	Yes	No
Work with Level III BASIC	Yes	No
CLOAD & CSAVE Functional	Yes	Yes
Worst Case Access Time	80 seconds for 44K (50 ft. wafer)	36 seconds for 500K 10 second average
Verification	Automatic—can be bypassed	Automatic but can be turned off
Machine Lang. Cap.	Yes	Yes
Operating System	In EPROM	In RAM

Table 1. Comparison of features.

*Try this inexpensive circuit,  
and meter your load level accurately.*

# CLOAD Micrometer

Bertram A. Thiel  
159 West Main Street  
Frostburg, MD 21532

## Parts List

D1 — 1N34A or equivalent germanium diode  
R1 — 5K trimmer resistor  
M1 — 50 microampere DC meter, Lafayette 99-51146 or equivalent  
P1 — 3.5mm mini-plug with cord  
J1,2 — 3.5mm mini-jack, chassis mount

## Parts List

The touchiness of the TRS-80 volume control setting is a persistent problem. If you are using commercial software and are frustrated with trial and error loading, try this simple hardware fix and save your hair-pulling for debugging.

## Construction

The voltage level of a properly loading tape on my Level II machine is approximately 0.3 VAC, not very high, but with a sensitive enough meter the volume control of the tape recorder can be adjusted before CLOAD is entered. A sensitive meter will be in the microampere range, and all such meters are DC. We, however, are dealing with an AC signal from the tape deck.

The solution is to rectify the signal with a diode, but since silicon diodes only start to conduct at .7 volts, the older germanium diode that conducts at .3 volts will work best.

Did your eyebrow rise when you realized that the conduction

voltage level of .3 volts is the same number as the .3 volts AC of the signal?

Don't worry. We have the square root of two working for us. Did your other eyebrow rise? Well then, just remember that AC is measured as RMS or root

mean squared. To find the peak value, multiply the RMS value by 1.414 which gives us about .42 volts. This, minus the .3 volt detection level of the diode, leaves us with .12 volts to work with. The remaining voltage is fed to the meter and displayed (see Fig. 1.).

The extra jack on the schematic is for an earphone if you wish to hear your CLOAD as well as see it.

## Implementation

After you have constructed the project, initial adjustment is a snap. First, CLOAD a long program into your TRS-80, making sure it loads correctly. Discon-

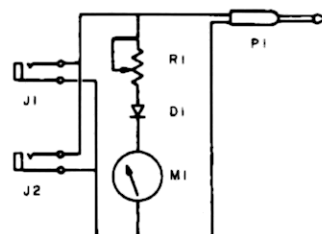


Fig. 1. CLOAD meter

nect the plug from the earphone jack of the tape deck and insert it in either of the meter jacks. Take the mini plug from the meter and insert it in the earphone jack. Now CLOAD the tape again and the meter should deflect when data begins to flow.

Even if it doesn't, proceed to the next stage and turn the trimmer resistor until the needle reads half scale or about 25 microamperes. As data is read the needle will rock back and forth; get used to this so that when you play a commercial tape you will know when the volume control of the tape deck is properly adjusted.

If the tape loads properly, plug in the earphone. The extra load on the output will change the voltage level but adjustment is now easy; just change the cassette volume control for the average reading of 25 microamperes. ■




Photo 1. Finished project

## NEW!

**WHISTLER: HOME CONTROLLER INTERFACE - \$34.95.** New hardware product that controls lights, appliances, computer peripherals, darkroom timers and other 115 volt devices anywhere in your house! Software controlled by cassette cable. Use with Sears or BSR Home Control System with ultrasonic option. Assembled, tested, self-contained, and includes Basic software.

**TRS-80 DISK & OTHER MYSTERIES - \$22.95,** H.C. Pennington. Best disk book we've seen! Directory secrets, file formats, damaged disk recovery, etc.

**LEARNING LEVEL II - \$15.95,** D.A. Lien. Learn Level-2 like you did Level-1, step by step. Same author and style as Level-1 manual. Super new book!

## UTILITIES

**RSM-2: MACHINE LANGUAGE MONITOR FOR 16K TRS-80'S - \$26.95**

**RSM-2D: THREE VERSIONS OF RSM-2 FOR DISK SYSTEMS - 29.95**

**RSM-2 RELOCATOR: PUT RSM-2/D ANYWHERE IN MEMORY - 9.95**

Machine Language monitors with Z-80 disassembler! HEX and ASCII memory dumps; EDIT, MOVE, EXCHANGE, VERIFY, FILL, ZERO, TEST, or SEARCH memory, read/write SYSTEM tapes, enter BREAKPOINTS, PRINT with TRS232 or Centronics, read/write disk sectors directly! RSM-2 tape loads at top of 16K LEVEL I or II; RSM-2D disk includes 3 versions for 16K, 32K and 48K.

**DCV-1: CONVERT SYSTEM PROGRAMS TO DISK FILES - \$9.95.** Execute Adventure, Air Raid, RSL-1, ESP-1, T-BUG, etc. from disk, even if they interfere with TRSDOS! New version works with TRSDOS 2.3.

**BASIC-1P: LEVEL-1 BASIC WITH PRINTING! - \$19.95.** Run any LEVEL-1 BASIC program on your 16K Level-2. PLUS LPRINT and LLIST with our TRS232 or Centronics. Furnished on tape; can be used from disk.

## MACHINE LANGUAGE GAMES

**AIR RAID, BARRICADE or RSL-1 - \$10.00 each, all 3 for \$25.00**

**AIR RAID:** A super shooting gallery; our most popular game. Ground based missile launcher shoots high speed aircraft! Hours of fun!

**BARRICADE:** "BREAKOUT" for the TRS-80! Break through 5 walls with high-speed ball and keyboard controlled paddle! 96 different options!

**RSL-1:** Enter patterns with repeating keyboard! Save patterns on tape (4 furnished). Play John Conway's LIFE. FAST - about 1 second per generation!

SMALL SYSTEM SOFTWARE P.O. BOX 366 NEWBURY PARK, CA 91320

## MODEL-II TRS-80

**CP/M" VERSION 2.0 FOR THE MODEL-II - \$170.00.** Latest version from Digital Research. Runs both single and double density disks! "Standard" version runs nearly any CP/M software, including Cobol, Fortran, C-Basic, M-Basic, business and accounting packages, etc. Hundreds of programs available!

**RSMII: ENHANCED RSM MONITOR FOR THE MODEL-II - \$39.95.** Relocatable version of RSM-2D plus screen editor for modifying either memory or disk sectors in both Hex and ASCII, split screen scrolling, and formatted serial or parallel printing. Sold on self-booting disk; directions to save as TRSDOS file.

## PROFESSIONAL SOFTWARE

**THE ELECTRIC PENCIL FOR THE TRS-80: TAPE-\$99.95, DISK-\$150.00.** Popular video editor for creating and saving text files. Prints formatted copy with right justification, page titling & numbering, etc. Upper case only, or lower case with modification. 16K Level-1 or 2 (tape).

**CP/M" OPERATING SYSTEM FOR THE MODEL-I - \$145.00.** The 8080/180 "Software Bus for the Model-1 TRS-80. Includes TRS232 and RS-232-C software, lower-case support, debounce, DCV-2 and other unique utilities. Allows use of many available programs written for CP/M.

## PRINTER SUPPORT

**TRS232 PRINTER INTERFACE - \$49.95 (\$59.95 after June 30).** Assembled & tested printer interface for RS232 or 20-mil current loop printers. Expansion interface not required. Print from Level-II BASIC, CP/M, BASIC-1P, ELECTRIC PENCIL, etc. Standard cassette software included. Add \$2.00 for shipping.

**TRS232 "FORMATTER" SOFTWARE PACKAGE - \$14.95.** Adds page and line length control, printer pause, "smart" line termination, etc. to TRS232.

**RSM232:** Adds RS-232-C capability to RSM-2/D monitors - \$9.95

**PEM232:** RS-232-C for cassette version Electric Pencil - 9.95

**EDT232:** TRS232 and RS-232-C for tape version of EDTASM - 9.95

## OTHER PRODUCTS FOR THE TRS-80

**ESP-1: \$29.95.** Assembler, Editor, Monitor (8080 mnemonics)

**LST-1: 8.00.** Listing of Level-1 BASIC with some comments

"CP/M" tm Digital Research, Inc. "TRS-80" tm Tandy Corp.  
See your dealer or order direct. Calif. Residents add 6% tax

SMALL SYSTEM SOFTWARE P.O. BOX 366 NEWBURY PARK, CA 91320

New from

# TSUMWARE

## CREATE SUPERIOR GRAPHICS & ANIMATION

**Master Graphics Reference.** Displays TRS-80 keyboard and graphics characters in all horizontal and vertical combinations. Thousands of shapes, screened 63 at a time. Or instantly access a specific group. People, animal, vehicle, symbol shapes you didn't believe were there. Ideal reference for animation, graphic ideas, symbology.

## FLY, SHOOT, CHASE, TEE UP

**Sumfun One.** Eight great games in one extended program. Take off and land from "Carrier." Set "Chopper" down safely with engine out. Shoot 'em down in "Jet Attack." Net "Butterfly" in a wild chase. Play "Front 9" mini-golf. Hit "Fracshot"'s split-second target. All genuine challenges that sharpen your skill, hold your interest for hundreds of plays. Also "Dead Heat" (horse race), "Hotsy-Totsy" (number search) for family & party fun.

Programmed in BASIC for TRS-80 Lev. II, 16K. Double-load no rewind format. Top quality digital cassettes, double wide pads, stainless pins, nylon rollers, screw shells. Individually lab checked. Cased.

Each, \$16.50 Both, \$30.00  
If dissatisfied, return for full refund.  
Florida residents add 4% sales tax.  
Order today from

# TSUMWARE

Suite 406 • 537 S. Sequoia Drive  
West Palm Beach, FL 33401

## TRS-80\*TRS-80\*TRS-80\*TRS-80

Model I system owners  
**SYSTEM TOO SMALL?**

We take trade-ins on Model II

We also buy used systems outright

Call or write for quotation

**USED TRS-80 SYSTEMS**

We sell used keyboards, exp.int., disk drives, etc.

Call or write for quotes

**NEW HARDWARE IN STOCK**

16K Level II \$749.00

Radio Shack disk drives \$449.00

16K Memory-Lifetime warranty \$89.00

Centronics 779 trac. \$995.00

IDS 440 Paper TIGR \$949.00

## SOFTWARE

Data Management System-Model I or II

An excellent design-it-yourself

software package. \$99.00

Utilizes and requires Racet Computers

GSE and COMPROC

## WORD PROCESSOR FOR MODEL II

WORDSCRIBE-By Microphase Systems

A first for Model II-\$150.00

Completely integrated automatic

letter writer for Model II

Consists of WORDSCRIBE, WORDMAIL,

MAILLIST-\$250.00

We Represent

RACET COMPUTES, NEWDOS, ELECTRIC

PENCIL, SMALL SYSTEMS SOFTWARE,

INSTANT SOFTWARE, TBS, PROGRAMMA,

NONPAREIL, MICROPHASE SYSTEMS,

TARANTO

VERN STREET PRODUCTS

114 W. Taft Sapulpa, OK

74066 (918)224-4260

Radio Shack  
DEALER

TERMS-COD WELCOME, CASH, CHECK, OR MONEY ORDER  
ADD 3% FOR MASTER CHARGE AND VISA

General ledger **TWICE** as fast! with  
**the Spooler**  
for your  
**TRS-80\***

We have benchmarked processing of monthly transaction reports and found them to run nearly twice as fast with **THE SPOOLER** installed.

**THE SPOOLER** requires no modification to your user application program.

**Price: \$100. Add \$4. for credit card orders.**

**Add \$5. for C.O.D. orders**

**Documentation available separately for \$10.**

**Model II version now available.**

Phone (513) 891-4496 or write:

# Snapp Inc.

8170 Corporate Park Drive  
Cincinnati, Ohio 45242

\* TRS-80 is a trademark of the Radio Shack Division of Tandy Corporation.

*Get a graphic display when  
CLOADing your Level I or II tapes.*

# CLOAD Monitor

Norman D. Whaland  
430 E. 9 Street, Apt. 15  
New York NY 10009

I've had no major problems with my Radio Shack TRS-80, except for one thing—loading tapes. Every tape I buy requires a different volume setting. Finding that setting often involves a half-hour of frustration.

The problem is this: the blinking stars that tell you the tape is loading are displayed only if the setting is correct at the very beginning of the file. Rewinding is needed for each new setting. Nor is that all. When the stars finally appear, BASIC may well respond with a WHAT?—indicating clearly that its little sign of encouragement was not to be construed as complete approval.

I have ended these problems. My Tape Monitor program dis-

plays continuous feedback on the quality of the input. In less than a minute I can find a volume level well within the acceptable range, so that I can be sure that it will work reliably.

The program was written for Level I, but it can be adapted for Level II with a few small modifications, as indicated on the listing. (No ROM subroutines are used.) I will assume Level I throughout most of the discussion. Except that the intervals between pulses are half as long, Level II tapes don't differ from Level I tapes in any way that affects use of the Monitor.

## Tape Format

The Tape Monitor produces graphs that summarize the timing of the input signals. In most cases the guidelines at the end of this article will suffice for finding the correct volume setting. If something is wrong with a tape, however, you will want to know precisely what the graph

means. Therefore we must first consider how data is represented on tape.

Fig. 1 shows what the bit sequence 01 looks like on a Level I tape. Clock pulses, marked with a C in the figure, appear at intervals of four milliseconds. Each clock pulse marks the beginning of a bit. Data pulses appear midway between the clock pulses at the positions marked with a D. The value of the bit is one or zero depending on whether the data pulse is present or absent.

When the cassette interface detects a pulse, it sets a flip-flop that the program can test. It remains set until the program resets it. The CLOAD routine reads the bits by testing and resetting the flip-flop on a precise schedule.

CLOAD first locates the clock pulse by repeatedly testing the input. The moment when the pulse appears is established as time zero of the read cycle. After a delay of one millisecond, the flip-flop is reset. (The times when the flip-flop is reset are marked with a > in Fig. 1.) After a further delay of two milliseconds, CLOAD tests the flip-flop and saves the result as the data bit. The flip-flop is immediately reset and the wait for

the next clock pulse begins.

Thus, if a pulse is detected at any time from one to three milliseconds after the appearance of the clock pulse, the bit is read as a one; otherwise it is read as zero.

Clock and data pulses are physically identical. The CLOAD routine distinguishes them by their timing. Each file begins with a leader consisting of 1024 zero bits. Since all of the pulses in the leader are clock pulses, CLOAD is able to synchronize its timing with the tape.

All of the bits in a file are written as one continuous stream; byte boundaries aren't marked. To enable CLOAD to synchronize with the tape at the byte level, the special character A5H appears at the end of the leader. When CLOAD encounters this character, it begins assembling sequences of eight bits into bytes. The first four bytes specify the beginning and ending addresses of the area where the data will be stored. After them come the data bytes, followed by the checksum byte.

The two stars are displayed when the A5H character is encountered. Whenever a carriage-return character is read, the second star is removed or replaced.

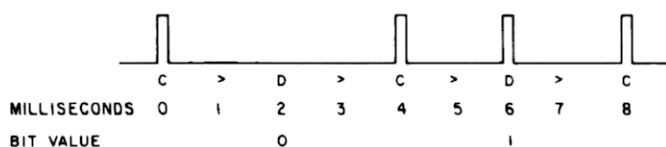


Fig. 1. The Level I tape code.

# EVEN COMPUTERS GET THE BLUES

Has your TRS-80 been sluggish lately? Slow to respond? Had excessive keyboard bounce?

The problem might be low voltage, or a BASIC misunderstanding, or IRON POOR SOFTWARE!


Do you serve your TRS-80's meals on paper sheets? Do you (shudder) write it yourself? Recent studies indicate that keyboard-feeding causes MALIGNANT BUGS!

**CLOAD Magazine** is published monthly on a magnetic IRON OXIDE tape, wound up inside a C-30 cassette. Now you may ask "Why bother?", but I can assure you that our computer cassettes are DIRECTLY readable, I repeat DIRECTLY readable by your computer. We have Thrills, Variety, and Absurdity. We have every program your computer has ever wanted to run after a hard day at the job. We even include our infamous "yellow sheets" with every issue, filled with lies about the TRS-80 computing scene.

12 Monthly cassette issues ..... \$36.00\*  
(over 60 programs)  
Single issues ..... \$ 3.50\*  
Best of CLOAD ..... \$10.00\*  
(9 programs w/ listings)

\* CA residents please add 6% to non-subscription orders  
Please write for overseas rates


Master Charge / Visa Welcome. Also Cash & Gold.



Copyright CLOAD MAGAZINE 1980

**CLOAD** <sup>✓32</sup> **MAGAZINE** • P.O. Box 1267 • Goleta, CA 93017 • (805) 964-2761

## — TRS-80 MODEL II USERS —



### Preserve — Protect — Display

your equipment with  
**CRYSTAL CLEAR  
PLASTIC COVERS**

• Keyboard & CRT ..... \$24.95 ea  
• Line printer ..... \$14.95 ea

plus \$1.50 postage each  
(Indiana residents add 4% sales tax)

Introductory Offers Buy both covers & save

Combination price \$34.95  
including postage

Crown Plastic Co. <sup>✓266</sup>  
3746 N. College 317-925-5566  
Indianapolis, IN 46225



## alphanelectrics

### TRS-80 <sup>✓124</sup> TAPE DIGITIZER

Used by the  
U.S. Coast  
Guard and  
U.S. Navy

ALSO AVAILABLE WITHOUT  
CASSETTE REMOTE  
ON/OFF SWITCH

\$54.95



\*ELIMINATES CASSETTE  
LOADING AND COPYING  
PROBLEMS... EVEN  
"SYSTEM" TAPES!  
\*MAKES TAPE PROGRAM  
LOADING PRACTICALLY IN-  
DEPENDENT OF VOLUME  
CONTROL SETTING!  
\*MAKES PERFECT COPIES  
OF ANY TAPE DIGITALLY  
WITHOUT USING COM-  
PUTER, DIGITIZED TO EX-  
ACT REPLICA OF TRS-80's  
SIGNAL WHILE REMOVING  
HUM, NOISE AND OTHER  
MINOR DROPOUTS  
\*A.C. POWERED NO BAT-  
TERIES CASSETTE SWITCH  
ALLOWS MANUAL OR COM-  
PUTER CONTROL OF CAS-  
SETTE RECORDER  
\*FEED YOUR CASSETTE TO  
THE TAPE DIGITIZER AND  
FEED YOUR COMPUTER  
THE EXACT DIGITAL  
WAVEFORM THE TRS-80  
GAVE TO THE TAPE WHILE  
MAKING A COPY AT THE  
SAME TIME!  
\*THE TAPE DIGITIZER IS  
COMPLETELY COMPATIBLE  
WITH LEVEL I AND II

**\$59.95**

\*"GOLD DATA" PROVIDES FULLY  
AUTOMATIC SETTING HOLDING CONTROL  
FOR GOOD PROGRAM AND DATA LOADING  
EXACT TONES!

\*GET RID OF YOUR TAPE BLUES TODAY!  
FOR ONLY \$59.95 POSTAGE PAID  
GUARANTEED TO FIX YOUR TAPE  
PROBLEMS OR WE'LL BUY IT BACK FOR  
A FULL REFUND!

24-hour phone

(707) 887-7237

AGU-DATA ALPHANELECTRICS, INC. BOX 101  
FORESTVILLE, CALIFORNIA 95438



## the Spooler for your TRS-80!

THE SPOOLER separates the logical function of in-  
put/output operations from the physical function of  
the same input/output operation. The processor and  
printer can function independently of each other. As  
a result, typical commercial applications run  
nearly TWICE as fast.

THE SPOOLER will fit into your configuration—no  
required amount of memory or buffer space. The  
distribution disk provides 40 distinct versions of THE  
SPOOLER, 20 for use in a 48K system and 20 for use  
in a 32K system.

THE SPOOLER requires no modification to your  
user application program.

Price: \$100. Add \$4. for credit card orders.  
Add \$5. for C.O.D. orders  
Documentation available separately for \$10.  
Model II version now available.

Phone (513) 891-4496 or write:

**Snapp Inc.** <sup>✓232</sup>

5170 Corporate Park Drive  
Cincinnati, Ohio 45242

\* TRS-80 is a trademark of the Radio Shack Division of Tandy Corporation.

# DEBUG-S/S FOR YOUR TRS-80\*

5020:	21 34 5C	LD	HL 5034	187	
5021:	10 21 3C 5C	LD	IV 503C		
5022:	27 21 37 5C	LD	IV 5037		
5023:	03 31 5C	CALL	5031		
5024:	18 05	JR	5035		
5025:	E9	JR	(HL)		
5026:	FD E9	JR	(17)		
5027:	06	NOP			
5028:	C9	RET			
5029:	10 E9	JR	(10)		
5030:	18 F7	JR	5038		
5031:	03	INC	BC		
5032:	18 F7	JR	5039		
5033:	03 24	JR	5039		
5034:	06	NOP			
5035:	FF	RET			

## AT LAST!! A POWERFUL DEBUG MONITOR FOR THE EXPERT & NOVICE PROGRAMMERS

DEBUG-S/S is a uniquely powerful monitor for: (1) analyzing, (2) creating or modifying, and (3) debugging machine-language programs on your level II, 16K system.

### EFFICIENT — SIMPLE — FUN

No longer do you need to keep reaching for your reference card or searching through your program listing while debugging your program. — Most all of this information is at your fingertips with DEBUG-S/S. Warning - Debugging your program with DEBUG-S/S is so efficient and convenient that you may find yourself wishing that you had more bugs to find.

### RUN IN SLOW MOTION

With DEBUG-S/S you may run your program in slow motion or single step and observe your Z-80\* registers dynamically and/or observe your message printing on the screen one-character-at-a-time!

### SPLIT/SCREEN DISPLAY

DEBUG-S/S uses a convenient split screen display system. The upper right section of the screen automatically displays upon entry to DEBUG-S/S from the user's program. This section shows the user's next instruction in hexadecimal and disassembled symbolic form, and also shows the user's major Z-80\* registers. The left portion of the screen is for the user's display or a scratch pad area for memory dumps. The lower right section of the screen is where DEBUG-S/S commands are entered and echoed for the user's inputs.

### TRANSPARENT MODE

DEBUG-S/S may be operated in a transparent mode which leaves the entire screen showing all of the user's display data upon entry to DEBUG-S/S, except for the letter D displayed on the upper right corner of the screen indicating that DEBUG-S/S has been entered. If the user now wishes to examine his Z-80\* registers, he simply types D (Display).

### "NO CRASH" BREAKPOINTS

DEBUG-S/S uses a single byte breakpoint which means you may put a breakpoint in the first byte of any instruction in your program and not cause your program to crash because of the breakpoint insertion. Your breakpoint will stay active until you reset it or redefine it. This allows you to run through loops in your program repeatedly without having to redefine your breakpoint each time. You may enter any number of one byte pseudo breakpoints simultaneously in your program manually with the Memory command.

### POWERFUL COMMANDS

Examples of DEBUG-S/S commands are: Jump - Go - Breakpoint - Memory examine/modify - Hex Dump - ASCII Dump - Symbolic Instruction Dump - Single Step - Automatic Step start/stop - Increase/Decrease Auto Step rate - Clear Screen and save cursor position - Clear Screen and home cursor position, plus other commands.

### YOU WILL RECEIVE

You will receive a cassette and instruction manual. DEBUG-S/S is assembled into lower memory on one side of the cassette and into the top of 16K memory on the other side. DEBUG-S/S uses 4K of RAM.

\*TRS-80 is a trademark of the Tandy Corporation.

\*Z-80 is a trademark of Zilog.

Send check or money order payable to:

CALSOFT  
4421 Gilbert St. #303  
Oakland, CA 94611

# \$39<sup>95</sup>

California Residents add 6.5% Sales Tax.  
(PRINT)

NAME \_\_\_\_\_

ADDRESS \_\_\_\_\_

CITY \_\_\_\_\_ STATE \_\_\_\_\_ ZIP \_\_\_\_\_

If the A5H character isn't read properly, CLOAD continues reading a bit at a time until it finds one. Since A5H bytes don't normally occur in BASIC programs, what CLOAD finds will actually be the end of one byte combined with the start of the next. The stars appear, but don't blink very often, because the carriage-return characters are read out of synchronization and aren't recognized.

A particularly unpleasant consequence of missing the A5H character is that the addresses eventually used to load the data are incorrect. As a result, the areas of RAM used by BASIC could be destroyed. That's why it's a good idea to turn power off when CLOAD fails; some of the data areas aren't initialized when you push the RESET button. However, if you stop the recorder before the stars appear, there is no need to power off or even push RESET. You can simply rewind, adjust the volume, and try again.

If the beginning of the file is read normally, synchronization may still be lost if errors occur farther on. Synchronization at the bit level is restored as soon as a zero bit is read, but synchronization at the byte level may be lost permanently. When this happens, the stars stop flashing.

It's also possible for errors to occur without loss of synchronization. In that case, the checksum computed by CLOAD doesn't match the checksum on the tape, and the WHAT? message is displayed.

It's obvious what happens if the volume control is set too low. Either the pulses can't be read at all, or pulses are missed occasionally. Usually, the latter occurs only in a very narrow range of volume.

What happens at too high a volume came as a surprise to me. I assumed that noise on the tape would show up as spurious pulses. This does happen sometimes, but the usual problem is that the pulses lengthen as the volume increases. When a pulse continues to give an input signal for more than a millisecond, it is read twice. A data pulse, for example, may be read once as a

data pulse and again as a clock pulse.

It might seem that byte synchronization would surely be lost when the volume is too high. My experiments with the Tape Monitor have shown that this isn't so. If the volume is just a little too high, errors due to long pulses are sporadic. Bit synchronization is lost when a data pulse is too long, but complete synchronization is restored if no further error occurs before a zero bit is reached. That bit is converted to a one. The stars flash normally right to the end, but the WHAT? message appears.

When the volume is too low, on the other hand, byte synchronization is almost sure to be lost. As soon as a clock pulse is missed, synchronization is lost and not regained.

### Program Description

The Tape Monitor reads bits in groups of 255. At the end of each group, it displays the timing of the pulses as a bar graph. Each graph remains on the screen for approximately one second, while the next group of bits is being read. Some typical graphs are shown in Fig. 2. Their significance will be discussed in the next section.

Time is represented horizontally on the screen and is reckoned from the moment the clock pulse is first detected. Each bar in the graph represents an interval of 0.1 millisecond. The length of the bar represents the number of bits for which a pulse was detected during the interval.

The vertical scale is logarithmic, using base 2. A bar of length one indicates a count of one; a bar of length two indicates a count of 2-3; a bar of length three, a count of 4-7 and so on.

Processing centers around an array of 64 counters, one for each bar in the graph. (In the Level II version, 32 counters are used.) The counters are addressed through the HL register. When thinking about timings, it is convenient to number the counters from one to 64, indicating how many tenths of a millisecond have elapsed since

the clock pulse began. For programming reasons, the corresponding L register values are two to 65.

When a clock pulse hasn't been detected by the time counter 63 is reached, counter 64 is incremented. Thus, the last bar in the graph shows how many times the interval between clock pulses was too long to display.

The program has four sections. NEW clears the counters and waits for a zero bit, in order to establish synchronization. READ reads the tape and tallies its findings in the counters. GRAPH creates the bar graph. BREAK handles input from the keyboard, as described in the operating instructions.

Most of the program is quite straightforward and needs no explanation beyond the comments in the listing. The READ routine, however, is a bit tortuous, because of the stringent timing requirements. (I ended up with only 13 cycles to spare.)

READ is a loop, executed

once every 170 machine cycles or approximately once every 0.1 millisecond. At the beginning of the loop, the status of the input flip-flop is transferred to the carry flag, and the flip-flop is reset if necessary. After that, the course of processing depends on the carry flag and on the contents of the L register. The carry flag remains undisturbed for several instructions, until it is finally altered by a CP instruction.

If L lies between one and 63, inclusive, it is incremented. If a pulse was detected, the counter that HL then addresses is incremented. In addition, if the new value of L is greater than 32, the pulse is assumed to be a clock pulse, and L is set to one.

If L contains 64, it is incremented, and the last counter is incremented whether or not a pulse was detected. If a pulse was detected, L is set to one.

If L contains 65 and no pulse was detected, both L and the counters are left unchanged. If a pulse was detected, L is set to

FOR  
TRS-80 DISK

A new approach  
for easier programming!

%PROC SBT

%CALL INITSBT

%CALL XALL

%CALL FINISH

END

%END-PROC

## STRUCTURED BASIC TRANSLATOR

by  
Gene  
Bellinger

Tired of attempting to make program modifications without being foiled by line numbers and GOTO's? Have you managed to forget how portions of your programs work because you left out the REMARK to conserve memory and speed up execution? If these and other drawbacks of BASIC keep you from getting things done, then *Structured BASIC Translator* can provide some relief!

This is not a programming language but rather a utility which runs from disk. It allows you to write structured programs using PROCEDURES, CALLS, CASE-CALLS, IF-THEN-ELSE, WHILE and UNTIL structures with no line numbers and no GOTO's. You write a structured program using the provided editor, or use most any other editor. The *Structured BASIC Translator* will then convert the file created by the editor into an efficient, executable BASIC program.

The strength of this package is its small size and fast translation. For example, the source code for the program itself, which is provided on the disk, will translate in less than 4 minutes. This is important because with this speed you will not hesitate to alter or modify a source listing.

Acorn produces several other utility programs for the TRS-80\*. These include *Aterm*, *Term-80*, and *Numbering* by Tom Stibolt; *Disassembler*, *Tape Utility*, and *Disk Utility* by Roy Soltoff. Ask for these and other quality Acorn programs at your local computer store.

\*TRS-80 is a trademark of Tandy Corp.



DEALER INQUIRIES INVITED.

**Acorn**  
Software Products, Inc.

634 North Carolina Avenue, S.E., Washington, D.C. 20003

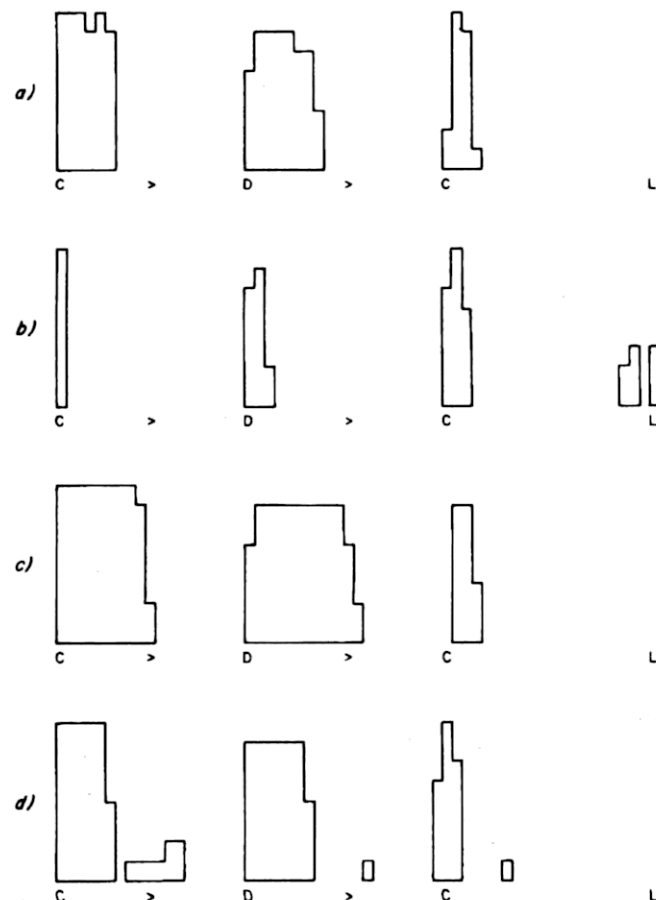


Fig. 2. Graphs displayed by the Tape Monitor. (a) acceptable volume. (b) Volume too low. (c) Volume too high. (d) Stray pulses.

**At the end of each pass**

The program is entered at location 4E00H. It turns on the cassette at once and begins

			READ3	BIT	#,L	Interval tallied?
4E4C	C8 45			JR	NZ,READ4	
4E4E	2# #2			INC	L	No: tally interval
4E5#	2C			INC	(HL)	
4E51	34			JR	NC,TIME1	If pulse present,
4E52	3# #C	READ4		JR	READ5	go to first counter
4E54	1B ED			LD	IY,(##H)	Timing delay
4E56	FD 2A ## ##	TIME3		INC	IY	
4E5A	FD 23			LD	A,R	Timing delay
4E5C	ED 5F	TIME2		LD	A,R	
4E5E	ED 5F			LD	A,(384#H)	If BREAK key pressed,
4E6#	3A 4# 38	TIME1		CP	#4H	
4E63	FE #4			JR	Z,BREAK	exit loop
4E65	2B #5			LD	A,(###H)	Timing delay
4E67	3A ### ##			JR	READ	
4E6A	1B C1			LD	A,(384#H)	wait for key press
4E6C	3A 4# 38	BREAK		CP	#1H	If ENTER key,
4E6F	FE #1			JR	Z,NEW	resume scanning
4E71	2B 94			CP	#2H	If CLEAR key,
4E73	FE #2			JR	NZ,BREAK	
4E75	2# F5			XOR	A	turn off cassette
4E77	AF			OUT	FFH,A	
4E78	D3 FF			JP	##66H	system reset
4E7A	C3 66 ##			LD	BC,#3FFH	Clear screen
4E7D	#1 FF #3	GRAPH		LD	DE,3C#1H	
4E8#	11 #1 3C			LD	HL,3C##H	
4E83	21 ## 3C			LD	(HL),2#H	
4E86	36 2#			LDIR		
4E88	ED 8#			LD	A,43H	Display C's
4E8A	3E 43			LD	(3FC#H),A	
4E8C	32 C# 3F			LD	(3FE7H),A	
4E8F	32 E7 3F			LD	A,3EH	Display >'s
4E92	3E 3E			LD	(3FC9H),A	
4E94	32 C9 3F			LD	(3FDDH),A	
4E97	32 DD 3F			LD	A,44H	Display D
4E9A	3E 44			LD	(3FD3H),A	
4E9C	32 D3 3F			LD	A,ACH	Display L
4E9F	3E AC			LD	(3FFFH),A	
4EA1	32 FF 3F			LD	BC,FFC#H	Load -64
4EA4	#1 C# FF			LD	DE,4F#2H	Load counter pointer
4EA7	11 #2 4F			LD	HL,3FC#H	Load screen pointer
4EAA	21 C# 3F			LD	A,(DE)	If counter = #,
4EAD	1A	GRPH3		OR	A	
4EAE	87			JR	Z,GRPH1	omit write loop
4EAF	2B #9			PUSH	HL	Save screen pointer
4EB1	E5			ADD	HL,BC	Raise screen pointer
4EB2	#9	GRPH2		LD	(HL),8FH	Display rectangle
4EB3	36 8F			SRL	A	Divide counter by 2
4EB5	CB 3F			JR	NZ,GRPH2	Loop if counter ≠ #
4EB7	2# F9			POP	HL	Restore screen pointer
4EB9	E1			INC	DE	Next counter
4EBA	13	GRPH1		INC	HL	Next bar position
4EBB	23			NOP		
4EBC	##			INC	HL	*** Level II
*4EBC	23			LD	A,E	Last counter?
4EBD	7B			CP	42H	
4EBE	FE 42			CP	22H	*** Level II
*4EBE	FE 22			JR	C,GRPH3	No: repeat
4EC#	3B EB			JP	NEW	Yes: initialize
4EC2	C3 #7 4E					

displaying graphs as soon as it finds information on the tape. The first graph produced by the file leader has an irregular appearance, presumably because CSAVE starts to write before the tape reaches running speed. It is normal for the data pulse to be missing in the next couple of graphs.

A graph can be held on the screen for close inspection by pressing the BREAK key. The tape continues to move, but it isn't read by the program. Press ENTER to resume the displays, or press CLEAR to return to BASIC. The program returns to the address accessed by the RESET button. Since the Tape Monitor doesn't actually load any data, there is no need for a power-on reset.

Fig. 2a shows what the graphs look like when the volume is properly adjusted. The pulses don't overlap the markers, and there are no stray pulses. As in Fig. 1, C and D mark the position of the clock and data pulses respectively.

The clock pulses are split, with their first appearance shown at the right and the continuation shown at the left. It is normal for the portion at the right to be three bars wide, because of timing irregularities in CSAVE and in the Tape Monitor.

If the volume setting is too low, graphs like Fig. 2b will result. The bars at the extreme right indicate that pulses were missed, resulting in long intervals between pulses. The bar marked with L indicates intervals too long to graph, undoubtedly caused by the loss of a clock pulse between two zero bits.

When the volume is too high, the pulses spread beyond the markers, as shown in Fig. 2c. At still higher volume, the program may lose synchronization, resulting in a sudden deterioration of the graphs. Figs. 2a-c were all prepared from the same tape.

Stray pulses produce a graph like Fig. 2d. This is a graph from a program recorded over another program and read at a volume

much higher than I usually use. At lower volume the stray pulses don't appear. Although Radio Shack recommends using a bulk eraser on tapes before re-using them, I routinely write revised programs over the original. This practice has caused no difficulty at low volume.

There is no need for the volume to be adjusted so that the pulses are as narrow as possible. Some tapes have sporadic episodes of missed pulses, unless the pulses are rather wide. A one-interval gap between the pulses and the markers should be quite sufficient. A lower volume is necessary only when stray pulses may be present.

The graphs produced by the Level II version have 32 bar positions, spaced out across the screen so that the markers have the same significance. As in the Level I version, each bar represents an interval of 0.1 milli-second.

A Level I tape monitored with the Level II version can be

recognized by the absence of data pulses and the presence of a long bar over the L marker. It is normal to see no data bar when reading zeros, but in that case there should be no bar over the L marker.

If you don't get a graph at a reasonably high volume, you may be scanning a Level II tape with the Level I version. To test for this possibility, slowly increase the volume from zero. This procedure should produce a graph if there is anything at all on the tape. If it is a Level II tape, pulses will appear over the markers as well as over the C and D markers.

#### Conclusion

Besides making it easier to adjust the volume, the Tape Monitor may be useful for other purposes, such as the design of tape input-output routines and the assessment of tape quality. Certainly, the process of reading tape seems less mysterious when you can see the actual input. ■

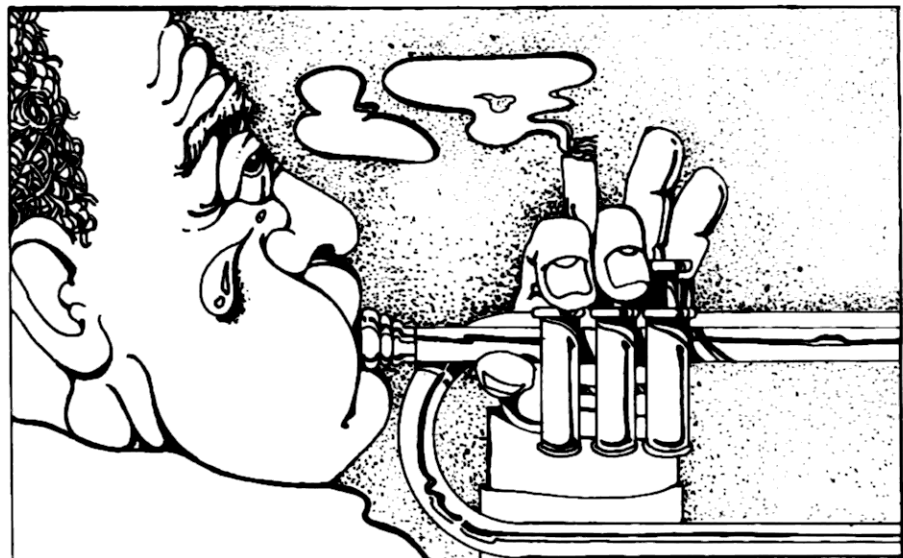
## **\*\*SPECIAL\*\*SPECIAL\*\* TRS-80 ADD ON DRIVES IMMEDIATE DELIVERY**

**SINGLE SIDED \$225.00  
DOUBLE SIDED \$345.00**

**COMPLETE SYSTEMS  
SINGLE SIDED \$365.00  
DOUBLE SIDED \$485.00  
INCLUDES:  
MINI DISK DRIVE  
FUSED POWER SUPPLY  
VENTED CABINET  
CABLE  
90 DAY WARRANTY  
FACTORY ASSEMBLED  
FACTORY TESTED**

**THESE ARE NEW 5" FD's**

**I 2 INTERFACE, INC. ✓246**  
20932 CANTARA ST  
CANOGA PARK, CA 91304  
(213) 341-7914  
**VISA AND MASTER CHARGE ACCEPTED**



## **THE TRS-80\* BLUES.**

Do your TRS 80'S limitations hit a sour note? Our full line of business-oriented software can change that tune.

They're easy to use, modularly designed, and superiorly documented, giving you versatility and sophistication of a higher scale, at a price you'll sing about.

So write us, and we'll send you the score.


**SMALL BUSINESS SYSTEMS GROUP ✓18**

GROTON STREET, DUNSTABLE, MA. 01827 (617) 649-9595

\*TRS-80 is a registered trade mark of Radio Shack, a division of Tandy Corp.

# THE "HOW TO" BOOK OF TRS-80 DATA RECOVERY

# DON'T BOOT-UP WITHOUT IT!



**130 PAGES PACKED WITH INVALUABLE "HIDDEN" DETAILS OF YOUR TRS-80 DISK STORAGE SYSTEM.**

**ACTUAL MEMORY MAPS, PROBLEM SAMPLES AND RECOVERY INSTRUCTIONS.**

**HOW TO RECOVER FROM PENCIL ERRORS, LOST PROGRAMS, BAD "HIT" AND "GAT" SECTORS, UNREADABLE DIRECTORY, HASH CODES, RECOVER A KILLED FILE, BAD PARRITY ERRORS, DIRECT STATEMENT IN FILE ERRORS.....**

**AND THE LIST GOES ON AND ON.....**

**UNVEIL THE MANY DISK RELATED MYSTERIES • GET IT AND USE IT!**

Presently being sold throughout the U.S.A., Canada, England, South Africa, Australia, the Netherlands, France, Germany and is being translated for sale in other languages.

Countless examples, samples, solutions to disk problems, illustrations throughout. Samples of TRSDOS, VTOS, SUPERZAP, NEWDOS and others.

TRS-80 Disk & Other Mysteries by H. C. Pennington has been the talk of the "Source", reviewed in 5 major magazines and is being excerpted in 3! This is the book you should not boot-up without!

**DEALERS LOCATED NATIONWIDE**

IF YOUR LOCAL COMPUTER STORE DOESN'T HAVE IT SHOW HIM THIS ADVERTISEMENT

**GET YOUR COPY TODAY!**

**JUST \$22.50**

SUGGESTED LIST PRICE PLUS LOCAL TAXES, SHIPPING & HANDLING FEES

TRS-80 is a registered trademark of Tandy Corp.

## PARTIAL LISTING OF PARTICIPATING IJG COMPUTER SERVICES RETAIL DEALERS

**APPARAT, INC.**  
3973 South Olive  
Denver, CO 80237  
(303) 758-7275

**ADVENTURE INTERNATIONAL**  
178 Oxford Road  
Fern Park, FL 32730  
(305) 339-8914

**THE SILVER SPUR**  
Post Office Box 365  
Chino, CA 91710  
(714) 627-9366

**H & E COMPUTRONICS**  
10 Drexel Court  
Spring Valley, NY 10977  
(914) 425-1535

**WESTSIDE COMPUTER SERVICES**  
Mike McCartney  
1711 Franklin  
Santa Monica, CA 90404  
(213) 828-2428

**MICROCOMPUTER TECH, INC.**  
3304 West McArthur  
Santa Ana, CA 92704  
(714) 979-9923

**HOUSTON MICROCOMPUTER TECHNOLOGY**

5313 Bissonnet  
Bellaire, TX 77586  
(713) 334-2991

**DC COMPUTER PRODUCTS**

596 Taylor Way, Belmont, CA 94002  
(415) 592-4222 or 24 hr. toll free  
Outside Ca (800) 824-7888 x-702  
Inside Ca (800) 852-7777 x-702

If not available locally, write: IJG Computer Services — 569 N. Mountain — Suite B — Upland, Ca 91786 USA  
We may be contacted via "SOURCE": TCC 906 and "MICRONET": 7000, 150

# Disk-drive Extender Cables

*End the Daisy-chain Whoes!!*

**FITS ALL MINI-DISK DRIVES**

**ONE SIZE  
FITS ALL**

- VISTA
- MTI
- MICROPOLIS
- PERTEC
- SHUGART
- PERCOM
- AND OTHERS

**FULL 9 INCH  
CABLE ASSEMBLY  
THOROUGHLY TESTED,  
READY TO INSTALL**

**\$16.95**  
EACH

SUGGESTED LIST PRICE

PLUS LOCAL TAXES, SHIPPING  
& HANDLING FEES

AVAILABLE AT COMPUTER  
SUPPLIERS NATIONWIDE.

- ELIMINATE DISASSEMBLY OF DRIVE CABINET TO INSTALL SYSTEM CABLE.
- 34 CONDUCTOR, 28 Ga. STRANDED COMPUTER GRADE RIBBON CABLE.
- ALL GOLD PLATED CONNECTOR CONTACTS. THOROUGHLY TESTED.
- 9 INCH ASSEMBLY ELIMINATES PINCHED, SHORTED & WORN CABLES.
- FITS ALL MINI-DISK DRIVE UNITS. THOROUGHLY TESTED, READY TO INSTALL.
- RETAILERS: VOLUME DISCOUNTS AVAILABLE; INQUIRE ON LETTERHEAD.

**END  
THE  
DAISY-CHAIN  
MESS**



AVAILABLE NATIONWIDE AT  
PARTICIPATING IJG RETAIL DEALERS

**ORDER YOURS  
TODAY**

**FROM ONE OF THE DEALERS LISTED  
IN THE "BOOK" AD AT LEFT PAGE.**

A PRODUCT OF IJG COMPUTER SERVICES — UPLAND, CALIF.

**END THE  
FUMBLING  
OF "ATTACHED"  
DRIVES FOREVER.  
GET ONE FOR  
EACH DRIVE**

## An algorithm for searching your data base character by character!

# Free Format Search

Henry G. Riekers  
208 Phelps Ave.  
Glen Burnie MD 21061

This article describes one of the most convenient sub-routines that I have written. It allows users of BASIC to search through a free-formatted data base to identify items of interest and to apply these items to a variety of tasks. Example 1

shows only one of a wide variety of applications of this algorithm.

### The Algorithm

The algorithm accepts any string of alphanumerics and then searches through the entire data base, character-by-character, in an attempt to make a match. If a match is achieved, then the data line will be printed.

The algorithm is constructed so that it will search through data lines of up to 70 charac-

ters. If the data lines are shorter, then you should modify lines 50 and 80 accordingly. If you are dealing with a large data base and matching strings of more than just a few characters, you should rewrite lines 50 and 80 such that the length "x"

of the string is subtracted from 70.

In Example 1, I have constructed a data base of my home library. The data base consists of a call number for the book, the title and the author. Obviously additional in-

### Example 1. Library application.

```
?SLACK
529.19 PHYSICS HAUSMANN SLACK

CONTINUE ?
?PHYSICS
529.19 PHYSICS HAUSMANN SLACK
529.33 ELEMENTARY PHYSICS KRICHT

CONTINUE ?
?ELECTRONICS
726.2 ELECTRONICS WEIDNER SELLS

CONTINUE ?
?ELECTRONIC
726.2 ELECTRONICS WEIDNER SELLS

CONTINUE ?
?529.19
529.19 PHYSICS HAUSMANN SLACK

CONTINUE ?
?529
529.19 PHYSICS HAUSMANN SLACK
529.33 ELEMENTARY PHYSICS KRICHT

CONTINUE ?
```

```
5 CLS
10 INPUT A$
20 X=LEN(A$)
30 RESTORE
40 READ W$
43 IF W$="Z" THEN PRINT: INPUT "CONTINUE"; P$
45 IF W$="Z" THEN GOTO 5
50 FOR N=1 TO 70
60 IF A$=MID$(W$,N,X) THEN 100
70 NEXT N
80 IF N>70 THEN 40
100 PRINT W$
110 GOTO 40
1000 DATA 529.19 PHYSICS HAUSMANN SLACK
1005 DATA 529.33 ELEMENTARY PHYSICS KRICHT
1010 DATA 726.2 ELECTRONICS WEIDNER SELLS
9999 DATA Z
```

Data Search algorithm.

## PHYSICS

529.19 PHYSICS HAUSMANN SLACK  
529.33 ELEMENTARY PHYSICS KRICHT

## CONTINUE ?

### PHY

529.19 PHYSICS HAUSMANN SLACK  
529.33 ELEMENTARY PHYSICS KRICHT

## CONTINUE ?

### S

529.19 PHYSICS HAUSMANN SLACK  
529.33 ELEMENTARY PHYSICS KRICHT  
726.2 ELECTRONICS WEIDNER SELLS

## CONTINUE ?

formation, such as a "key word" list, could be added. When the algorithm is run, a question mark appears at the top of the CRT. You then enter the string you are interested in matching.

The first entry shows the author's name, SLACK, used to locate the book, *Physics*. In the second entry the title, *Electronics*, is used to find that book. As a further extension of the second entry, the word *Electronic* (note—no "s" at the end) is used and still locates the book correctly. In the next entry the call number 529.19 is used to identify the book, *Physics*. If the call number 529

is used without the decimal portion, then all the 529 series of books will be printed out. Similarly, with the word *PHYSICS* and *PHY*, the same results can be obtained. Finally, if the letter *S* is input, then each data line with that letter in it will be printed out.

This implementation was done on a TRS-80 Level II machine. For large data bases the execution time can become as long as a minute or more, so don't put any more in your data base than absolutely necessary. There are several ways to make the algorithm more efficient, and I will leave that to the reader's ingenuity. ■



**IBM SELECTRIC PRINTER**

Consists of a refurbished IBM Selectric printer mechanism housed in an IBM 1040 case. Connects to the line printer port on the TRS-80 Expansion Interface. Includes printer, interface electronics, cables, and a software driver. May also be used independently of the TRS-80 as a typewriter.

TR 8014 ..... \$199.00 ..... \$299.00

**TRS-80 INTERFACE TO RS-232C PRINTER**

This fine economy package is a RS-232C printer to the line printer port of the TRS-80 Expansion Interface. NO software driver is required... simply use the RS-232C/PRINT command. Runs at 1200 baud (lower baud rates available). Assembled, tested, working able to run... up to 10 and 20.

TR 8015 ..... \$149.00 ..... \$199.00

SELECTRIC REPAIR, PARTS, MANUALS, AND FILM WINDOWS FOR ALL SELECTRIC.

**TYPEWRITERS UNLIMITED**

1400 104th STREET  
WILSONVILLE, OREGON 97150

136

MASTERCARD VISA

PLEASE SHIP TO: 1400 104th STREET, WILSONVILLE, OREGON 97150

**FOR TRS-80**

**ATTENTION INVESTORS!**

COMMODITY AND STOCK  
**MARKET ANALYSIS**  
SOFTWARE

**THE ANALYST**  
Calculates Wilder Indicators for DMI, RSI, Parabolic/Time Price Systems. Eliminates tedious calculations. **\$49.**

**THE OSCILLATOR**  
Filters historical data and locates profitable oscillators. Provides market entry/exit points. Has simulator mode. **\$49.**

**FOR LEVEL II 16K OR 32K DISK**

- ✓ User oriented... just load program and go.
- ✓ Market tested
- ✓ Use commercial data files or make your own.
- ✓ Graphic capabilities
- ✓ Printer options
- ✓ Clear and complete documentation
- ✓ Monitor numerous markets in just minutes per day

**MANAGEMENT SERVICES**  
2901 CLENDEN LANE  
LONGVIEW, TX 75601

TEX. RES. ADD 5% SALES TAX

**CHILDREN'S EDUCATION**

**Playful Professor** Complete step-by-step tutoring in integer mathematics and fractions using a highly graphic game format. A 60 room castle, intelligent ghost, two player option, difficulty selection, and ease of use have made this our most popular program. **\$9.95.**

**Money Master** Teaches the proper counting of money, both paper and coins. A miniadventure where rooms, creatures, and objects are represented graphically requires the child to properly pay for treasures and tolls as well as count his change. **\$9.95.**

**GUARANTEE:** If not satisfied, return your order within two weeks for a complete refund.

Each program supplied on cassette with a booklet and requires 16K Level II. All orders mailed within 2 working days. Order both for only \$14.95. N.C. residents please add 4% tax.

**Med Systems Software** ✓ 128  
P.O. Box 2674, Chapel Hill, N.C. 27514

— FOR 24 HOUR INFORMATION —  
PHONE 408-946-1265



**HOMES for TRS-80**

Custom furniture for the TRS-80 office or home decor.

**Featuring**

- High Quality, Commercial, and Economy Models.
- Computer Consoles for \$129.95, Printer Stands \$39.95.
- Complete TRS-80 Business System, built-in.

**AVS** AUDIO-VIDEO SYSTEMS  
2405 AUTUMNVALE AVE.  
SAN JOSE, CA. 95132

✓ 146 Dealer inquiries invited

**DUST COVERS**

& software/hardware TRS-80 three piece set keyboard-tape-video durable black vinyl \$16.95 + \$2 long video (expint) L.2 music prgm \$4.95 tape controller with spkr/vol control \$9.95 prgm + controller \$13.95 all prices POSTPAID

**COMPUTER PRODUCTS**  
13495 W. CENTER DR.  
DENVER, CO. 80228

"TRS-80 is a registered trademark of TANDY CORP."

**THREE OUTSTANDING PROGRAMS**

**PARSECTOR V THE ULTIMATE SPACE WAR** **\$19.95**

Two opponents must navigate powerful mother ships through the galaxy and capture parsectors. Launch fleet battle craft: flyers, cruisers, and bases. Fire high powered energy beams or deadly short range weapon spreads. To win you must conquer the galaxy or destroy your opponent's mother ship.

**SPECIAL FEATURES:** Unique split screen gives each player a private video display. Action Sounds and Graphics: explosions, weapon releases, launches, and more. Variable galaxy size. Play another person or the computer opponent at 3 difficulty levels. LAUNCH A COMPLETE SPACE FORCE IN MINUTES!

**!!!ANTS!!! A STIMULATING ACTION GAME** **\$14.95**

Two colonies of ants are at war. Opposing queen ants produce four types of offspring: workers, soldiers, guards, and drones. The challenging strategy is to produce ants in the proper sequence to sting the enemy queen or overrun it's nest.

**SPECIAL FEATURES:** Full screen action with SOUND. Hundreds of ants battle with machine language speed. 3 game variations. Play another person or the computer opponent at 4 difficulty levels.

**NAME THAT STATE QUIZ EDUCATIONAL** **\$14.95**

A fascinating way to learn about our 50 states. It teaches the state shapes, names, capitals, populations, areas, and geographic regions. Three types of quizzes: true & false, multiple choice, and fill in the blank. **SPECIAL FEATURES:** Action Sounds, rewarding tones and harassment buzzers. Continuous score. Easy to use.

TRS 80 L2 16K required. For sound you must hook up an inexpensive speaker-amp system to cassette pin. For program cassette & instructions send CHECK or MONEY ORDER.

SYNERGISTIC SOLAR INC., PO Box 560595, MIAMI FL 33156

*Use this AL program to backup your 500 baud tapes and display the contents in both ASCII and Hex.*

# Backup/Display

Craig A. Lindley  
320 W. Alameda # 203  
Burbank CA 91506

**H**ave you ever had an expensive piece of software eaten by a hungry tape deck?

Have you ever accidentally written over your most popular software package?

Have you ever had a cassette tape develop a short dropout that caused the program you have been working with for a month and a half to bomb continually?

If your answer to any to the above questions is yes, then you know the frustrations that those episodes can cause. Either you send your damaged tape back to the place where you bought it, or you swallow your pride, dig deep into your pocket and purchase the same software package all over again. (The editor/assembler for \$30.00 Yek!)

Having experienced this numerous times I've developed a rule to live by: Never run expensive software longer than necessary to make a backup copy. From that day forth always run with the backup copy until it dies. When it does, just generate a new one.

Be warned, however, that a program used to make backup tapes can also be used to pirate other people's software. As an

author of software myself, I in no way condone this action. Anyone caught distributing software "under the table" so to speak, should be stopped. It is not fair to the people who worked so hard to write it.

## The Program

The Backup-Display program was originally intended to make backup copies of any TRS-80 Level II - 500 baud tape, including BASIC, source code or object code formats. Since then an additional function has been added to display all the data on a given tape on the screen and/or line printer in both ASCII and hex codes. This allows the tape format used in the TRS-80 to be studied closely.

The ASCII-hex display also allows one to ascertain the program type, the program name, starting address and entry point. Thus one can identify what type of tape it is without actually loading it.

The results of my effort are shown in the listings. The message located at the start of the listing indicates that the program contains all the user prompts necessary for ease of operation. In other words, the program contains quite a few bells and whistles for those of us who like that sort of thing.

For convenience, the program also includes a menu of selectable options, line printer output for the memory dump and a built-in leader delay to jump over any tape leader when making a

copy or separate multiple copies on the same tape.

## Using the Program

SYSTEM loads the object tape. Type BACKUP at the first asterisk prompt. After loading, type a / [enter] to execute.

After the initial messages, the computer will wait for you to load the tape you want copied or examined. Put the tape into the cassette deck and press enter. The double asterisks will appear in the upper right hand corner of the screen and will blink (quite irregularly) as the tape is being copied into memory. When the tape is completely loaded in, the program will then display the menu of all the selectable options and await a response. Your choices are:

```
R—RETURN TO BASIC
M—LOAD NEW MASTER TAPE
C—MAKE ANOTHER COPY
S—SYMBOLIC TAPE DUMP
```

If any other choices are made than the ones listed, the menu will be repeated.

R returns the computer to BASIC just as if you turned the power on. M repeats the sequence of events just completed as if starting the program over.

C clears the screen and displays the message "When the tape is ready, press enter." This is your cue to record. (It is not necessary to run the tape past the leader as the program will do that for you.) When you press the enter key again, the tape copy will be made and then

return to the menu. If you want another copy of the same cassette, select C again and follow the same procedure. You'll notice that as the tape is being recorded a single asterisk will flash in the right hand corner of the screen to indicate that a recording is being made.

The last selection on the menu is S, or symbolic memory dump. This displays on the screen the contents of the master tape just loaded in both ASCII and hex formats. (The printable ASCII characters are 21H→7EH. Non printable characters are printed as blanks.)

If a printer is on-line, each complete screen (128 bytes) of data will be listed just as it appears on the screen. After each complete screen of data is written, the user has two choices, either hit any key (other than Break) to display the next 128 bytes of data or hit the Break key to return to the menu. After the last data is written on the screen, hitting any key will return you to the menu. At this time all of the options are again available.

## Hints for Using the Backup/Display Program

When loading the backup copy into the TRS-80 using either the SYSTEM command for object tapes or CLOAD for BASIC tapes, use the same procedure as you would in loading the original. The copy is exactly the same as the original in every way including the program

# The Atlanta Computer Festival

## June 21-22, 1980

### Downtown Atlanta Marriott Hotel

- Held in conjunction with the famous Atlanta Ham Festival!
- 140 exhibitor booths devoted to Ham Radio and Microcomputing with special emphasis on the Radio Shack TRS-80!
- Door Prizes include a 16K Level II System!
- Multi-level covered Fleamarket/Swapshop!
- Forums & meetings on a variety of topics!
- Parking for thousands of cars with complimentary shuttle bus to/from the Atlanta Civic Center lot!

Registration: \$3 in advance, \$4 at the door, children fee!

Write for a pre-registration packet to:

Atlanta Computer Festival ✓ 231  
PO Box 45183  
Atlanta, GA 30320

**DON'T MISS THIS OPPORTUNITY!**

**\$29<sup>00</sup>**

1st 1,000  
PAID ORDERS  
PER PACKAGE

ALL FOUR \$99<sup>00</sup>

#### SOPHISTICATED ACCOUNTING SOFTWARE

OSBORNE & ASSOC.  
CBASIC, G/L, P/R, AR, AP  
(4 pkgs)  
CONVERSION — TRS-80

East Coast Office  
(703) 573-7300

West Coast Office  
(801) 225-0497

FULL SERVICE  
ACCOUNTING & PROCESSING  
5423 Crows Nest Ct. ✓ 133  
Fairfax, VA 22030

**M/C • VISA**

\*Regular price \$49/\$196  
Media & Manual Separate

#### STOCK CONTINUOUS CHECKS & STATEMENTS

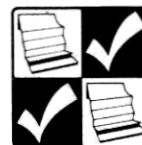
You can take advantage of the most complete line of stock, off the shelf continuous checks available, with more formats added monthly. We have an economical check that will meet your needs.

\*Low Minimum Order \*Fast Delivery  
We have forms for most systems-including the TRS-80\*  
The Best Choice for the Small Computer User.

**SEND FOR YOUR FREE SAMPLES TODAY!**

FREIGHT  
INCLUDED

- \* Personal Checks
- \* Payables Checks
- \* Payroll Checks
- \* Combination Checks
- \* Statements
- \* Invoices
- \* Small Minimum Orders
- \* Fast Delivery



**Checks  
To-Go** ✓ 46

\* Registered Trademark of Tandy Corp.

P.O. Box 148, Spring Valley, California 92077 (714) 460-4975

```

1 ASCII- U B A C K U P < J C O P Y R TAPE
   HEX- 55 42 41 43 48 55 50 30 00 00 4A 43 4F 50 59 52
2 ASCII- I G H T 1 9 7 9 - - C L O C K DUMP
   HEX- 49 47 48 54 20 31 39 37 39 20 20 43 40 4F 43 48
3 ASCII- W O R K S S O F T W A R E - - HIT
   HEX- 57 4F 52 48 53 20 53 4F 46 54 57 41 52 45 20 20
4 ASCII- T A P E B A C K U P / D I S ANY
   HEX- 00 54 41 50 45 20 42 41 43 48 55 50 2F 44 49 53
5 ASCII- P L A Y P R O G R A M B Y KEY
   HEX- 50 4C 41 59 20 50 52 4F 47 52 41 40 20 42 59 20
6 ASCII- C L I N D L E Y T H I S TO
   HEX- 43 2E 20 4C 49 4E 44 4C 45 59 00 54 48 49 53 20
7 ASCII- P R O G R A M W I L L C O P ADV
   HEX- 50 52 4F 47 52 41 40 20 57 49 4C 4C 20 43 4F 50
8 ASCII- Y A N Y 5 0 0 B A U D T
   HEX- 59 20 41 4E 59 20 35 30 30 20 42 41 55 44 20 54

```

```

1 ASCII- N L M 3 N X TAPE
   HEX- CF 4E CD 15 4C 18 CD CD 9D 4D C3 33 4E 9D 78 C0
2 ASCII- M DUMP
   HEX- 4D
3 ASCII- HIT
   HEX-
4 ASCII- ANY
   HEX-
5 ASCII- KEY
   HEX-
6 ASCII- TO
   HEX-
7 ASCII- ADV
   HEX-
8 ASCII-
   HEX-

```

Program Listing 2: An example of the first and last block of Backup/Display program, exactly like screen display.

name. The tape copy produced by this program is no better than the data it received. There is no error checking in this program whatsoever. If a bad load occurs from the original tape, the backup copy will be bad also.

When using this backup program it is necessary that the cassette you are copying have a short blank section (≈1.5s) immediately following the program on the tape. This blank area allows the backup program to correctly interpret the end of the tape you are trying to copy. If this blank area is missing, the program will consider any following data as valid and append it to the program you are trying to backup. This is of no consequence however, as the computer will read in only the backup copy and stop, ignoring all that additional garbage ap-

ended to the end of the tape.

Also, certain machine language tapes have a small loader at the beginning followed by the main program text. Each of these segments must be treated as individual programs and copied one after another on the same cassette.

An object code copy of this program can be had in one of two ways. The listing can be copied into the computer using the editor/assembler package and an assembly can be done, or the Backup/Display program can be purchased from Clockworks Software 320 W. Alameda, #203, Burbank, CA., 91506 for \$12.95. I hope the program will save you one hundred times that amount in frustration and lost time, while allowing you to become more familiar with your TRS-80 tape format. ■

Program Listing 1

```

4A00      00100      ORG      4A00H
          00110 : BACKUP/DISPLAY PROGRAM
0002B     00120 INPUT EQU      2EH
0000      00130 CR      EQU      00H
0001      00140 BREAK EQU      01H
0020      00150 SUBST EQU      ' ' ; PRINTED IN PLACE OF NONPRINT ASCII
00C0      00160 BCHR EQU      00CH ; BLINK CHR. FOR REC. AND PBLK.
0000      00170 BASIC EQU      0000H
37E8      00180 LPRINT EQU      37E8H ; LINE PRINTER STATUS-DATA PORT

```

```

4A00 43      00150 CMES DEFN 'COPYRIGHT 1979-CLOCKWORKS SOFTWARE-'
4A01 4F      4A02 50      4A03 59      4A04 52      4A05 49      4A06 47
          4A07 48      4A08 54      4A09 20      4A0A 31      4A0B 39      4A0C 3
7      4A0D 39      4A0E 20      4A0F 20      4A10 43      4A11 4C      4A
12 4F      4A13 43      4A14 48      4A15 57      4A16 4F      4A17 52
          4A18 48      4A19 53      4A1A 20      4A1B 53      4A1C 4F      4A1D 46
          4A1E 54      4A1F 57      4A20 41      4A21 52      4A22 45      4A23
20      4A24 20      4A25 00      00200      DEFB      00H
4A26 54      00210 MES1 DEFN 'TAPE BACKUP/DISPLAY PROGRAM BY C. LINDLEY'
4A27 41      4A28 50      4A29 45      4A2A 20      4A2B 42      4A2C 41
          4A2D 43      4A2E 48      4A2F 55      4A30 50      4A31 2F      4A32 4
4      4A33 49      4A34 53      4A35 50      4A36 4C      4A37 41      4A
38 59      4A39 20      4A3A 50      4A3B 52      4A3C 4F      4A3D 47
          4A3E 52      4A3F 41      4A40 40      4A41 20      4A42 42      4A43 59
          4A44 20      4A45 43      4A46 2E      4A47 20      4A48 4C      4A49
49      4A4A 4E      4A4B 44      4A4C 4C      4A4D 45      4A4E 59
4A4F 00      00220      DEFB      00H
4A50 54      00230 MES2 DEFN 'THIS PROGRAM WILL COPY ANY 500 BAUD TAPE'
4A51 48      4A52 49      4A53 53      4A54 20      4A55 50      4A56 52
          4A57 4F      4A58 47      4A59 52      4A5A 41      4A5B 40      4A5C 2
0      4A5D 57      4A5E 49      4A5F 4C      4A60 4C      4A61 20      4A
62 43      4A63 4F      4A64 50      4A65 59      4A66 20      4A67 41
          4A68 4E      4A69 59      4A6A 20      4A6B 35      4A6C 30      4A6D 30
          4A6E 20      4A6F 42      4A70 41      4A71 55      4A72 44      4A73
20      4A74 54      4A75 41      4A76 50      4A77 45      4A78 00
00240      DEFB      00H
4A79 57      00250 MES3 DEFN 'WHEN THE TAPE IS READY, PRESS ENTER'
4A7A 48      4A7B 45      4A7C 4E      4A7D 20      4A7E 54      4A7F 48
          4A80 45      4A81 20      4A82 54      4A83 41      4A84 50      4A85 4
5      4A86 20      4A87 40      4A88 53      4A89 20      4A8A 52      4A
8B 45      4A8C 41      4A8D 44      4A8E 59      4A8F 2C      4A90 20
          4A91 50      4A92 52      4A93 45      4A94 53      4A95 53      4A96 20
          4A97 45      4A98 4E      4A99 54      4A9A 45      4A9B 52      4A9C
00      00260      DEFB      00H
4A9D 43      00270 MES4 DEFN 'COMPLETE TAPE COPIED INTO MEMORY'
4A9E 4F      4A9F 40      4AA0 50      4AA1 4C      4AA2 45      4AA3 54
          4AA4 45      4AA5 20      4AA6 54      4AA7 41      4AA8 50      4AA9 4

```

# Medoffice™

The state of the art in small systems medical office programs. Pascal software for the TRS-80\*, PDP-11†, and many others.

From the medical software specialists:

## PATIENT CARE DATA SYSTEMS

418 North Main St., Penn Yan, New York 14527  
315-536-3734

\* TRS-80 is a trademark of Radio Shack, a division of Tandy Corporation  
† PDP-11 is a trademark of Digital Equipment Corporation.

✓95

## Computers & Gambling Magazine™

### PRESENTS: PROBABILITY HANDICAPPING DEVICE I

#### A TRS-80™ LEVEL II BASIC PROGRAM FOR HORSE RACE HANDICAPPING!

\*\*\*BE A WINNER! READ COMPUTERS & GAMBLING MAGAZINE  
SAMPLE ISSUES \$1.00

This amazing program was written by a professional software consultant to TRW Space Systems, and is being introduced by the publishers of Computers & Gambling Magazine. "PHO-I" is a large complex level II program requiring a full 16K. It is carefully human factored for easy use. PHO-I is a comprehensive horse racing system for picking overlays in thoroughbred sprint races (less than 1 mile). This system has been tested using hundreds of races from the daily racing form for both major and minor tracks in the U.S. It consistently yields a large positive return. Detailed printouts of our statistics are available. This program features:

- Automatic keyboard debounce
- Verification display of each horse's parameters prior to entry for easy error correction.
- The win probability and correct odds for each horse.
- Bubble-sort routine for final display
- Line printer output option
- Complete users manual with examples and tips on betting and money management

Sit down with your TRS-80\* and the daily racing form the night before the race and answer 5 or 6 questions about each horse's past performance. The computer then accurately predicts the win probability and odds-line for each horse allowing you to spot overlay horses while at the track. The users manual contains a complete explanation of overlay betting.

ORDER NOW AT THIS SPECIAL INTRODUCTORY PRICE AND RECEIVE A COPY OF OUR MAGAZINE ABSOLUTELY FREE!


PHO-I 16K Level II Cassette ..... \$19.95

Make checks payable to:

Joe Computer  
22713 Ventura Boulevard, Suite F ✓183  
Woodland Hills, Calif. 91364

\* TRS-80 is a registered trademark of Tandy Corporation.

## — T R S 80 USERS —



Preserve — Protect — Display  
your equipment with

## CRYSTAL CLEAR PLASTIC COVERS

Special offer: Buy both covers & save

- Keyboard, interface & CRT ..... \$12.95 ea.
- Line printer ..... \$12.95 ea.

Combination price \$21.95

plus \$1.50 postage

(Indiana residents add 4% sales tax)

Crown Plastic Co. ✓119  
3746 N. College 317-925-5566  
Indianapolis, IN 46225



announcing the new

## PC80 INSTRUMENTATION INTERFACE

designed for the TRS-80™



Applied Micro Technology introduces the first truly powerful instrumentation interface designed for use with TRS-80® microsystems.

The PC80 connects directly to the Expansion Port Edge Card, and accommodates up to 4 of Applied Micro's Z-80® based special function circuit cards.

Circuit cards presently available are:

- 32-Channel A/D Converter (12-bit resolution)
- 8-Channel D/A Converter (10 to 500,000 Hz)
- Programmable Clock (delivers 100-ns)
- Floating Point Arithmetic Processor (486011 board)
- 2-Channel Serial I/O (RS-232C or current loop)
- 48-Bit Parallel I/O (user configurable)

For complete information, contact:

APPLIED MICRO Technology ✓236  
1842 W. Grant Road • Tucson, Arizona 85705  
(602) 672-8005

\* TRS-80 is a registered trademark of Tandy Corp.

† Z-80 is a registered trademark of Zilog Corp.

## WE MEAN BUSINESS! BUSINESS SOFTWARE, THAT IS

## USE YOUR TRS-80\* FOR MORE THAN FUN AND GAMES

### THE DATA DUBBER

\$49.95

Duplicates any program tape to TRS-80 quality. Recon-structs data pulses to ensure accurate CLOADs. Permits easy loading of even poor quality commercial tapes with out constant volume adjusting. Moneyback guarantee if not satisfied.

### THE ELECTRIC SECRETARY

\$75.00

A powerful word processor to turn your TRS-80 into an automatic typewriter. Features page numbering, movable margins, headers, variable page length, and title centering. Enter text, revise, correct, and output to printer page for formatted, justified, even hyphenated as required. Cross-coupling files permits individually addressed form letters. Complete with upper/lower case conversion information on cassette. Specify if RS-232 adapter is installed in interface.

### MAILROOM PLUS

\$75.00

A versatile and powerful mailing program to print labels by sequential coding: zip, city, state, customer ID code, even last name. Sorts by any code in minutes and stores sequentially in a single string (approx. 1500 records per cassette). Includes AUTOPRINT. Supplied on cassette.

### MINIMAL

\$50.00

A compact version of MAILROOM PLUS but without customer coding. Features alpha-lookahead for duplicate. Supplied on cassette.

### FORMLET

\$35.00

Generates form letters from MINIMAL records. Prepare your letter, bulletin, notice, advertisement, etc., then load the MINIMAL files. Your printer will print the inside address, letter, and repeat for each name in the file—all properly spaced and justified. Supplied on cassette.

### AUTOBOOT

\$15.00

Simplifies automatic BASIC program loading from your DOS. Permits sequencing through your choice of DOS commands, selects files and memory size you specify and loads or runs selected program. Allows user to see directory and free space before program runs automatically. Supplied on cassette.

### SIR ECHO

\$10.00

A handy program to make your printer work like an electric typewriter. Use alone or merge with your programs to make what appears on the screen echo to the printer. Supplied on cassette.

### TELEFON

\$20.00

Make your TRS-80 a smart terminal. Communicate with time-share and other computers, bulletin boards, etc. Transfer programs over the phone. For disk systems with modem.

### UPPER/LOWER CASE CONVERSION

\$20.00

Reprint of MICROBASIC article explaining how to modify the TRS-80 to display both upper and lower case characters. Kit contains step-by-step instructions, parts, and necessary software on cassette for case reversal, echo, and automatic line feed routines.

User group discounts available  
Dealer inquiries invited

\* TRS-80 is a trademark of the Tandy Corp.



TERMS: Check, money order, Visa, MasterCard. Washington residents add 6.3% for tax.

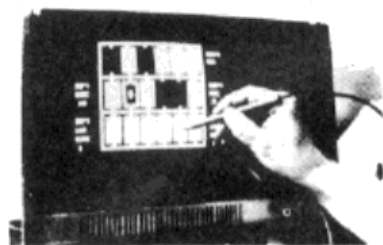


## THE PERIPHERAL PEOPLE

P.O. Box 524, Dep't. M  
Mercer Island, WA 98040

(206) 232-4505

# SOFTWARE FOR THE TRS-80\*



**NOW!  
A LIGHT PEN  
FOR THE TRS-80  
AND  
SOFTWARE  
THAT USES IT!**

**QS LIGHT PEN.** We have taken the excellent Photopoint™ light pen and packaged it with our own custom software. Use the light pen to draw on the video screen, make multiple choice selections, or add zip to your game programs. You get the light pen, which plugs into your tape recorder, and an instruction booklet that includes the software you need to interface to your own BASIC programs. Our software routines are in BASIC and a simple GOSUB puts the light pen in action. These routines include a "menu selection" routine and a "screen location" routine. Two BASIC programs that demonstrate these routines are also included. One 9V battery required, not included.


Light Pen — \$19.95

**SKETCH-80™** by Bob Christiansen. Use the QS light pen to draw figures on the TRS-80 video screen. Figures are drawn at three times normal size. Then save your sketch in memory and start another one. Your sketch can be displayed at normal size or at the enlarged size at which they were drawn. Combine two or more sketches on the same screen. Ask the computer to print out the POKE values required to produce your sketch using BASIC. Save your sketches on diskette. This system program figures out how much memory your TRS-80 has and allocates storage accordingly. Requires level II, 16K. On Cassette — \$14.95

**THE FOLLOWING PROGRAMS REQUIRE LEVEL II, 16K, AND CAN BE PLAYED WITH OR WITHOUT A LIGHT PEN.**

**POKER PETE™** by Dave Gubser. Play five card draw poker one on one against an animated PETE. Watch PETE shuffle and deal the cards. He will challenge you with bluffs, raises, calls and folds in this winner-take-all showdown. And watch out — PETE's got a gun! Three levels of skill. Written in BASIC.

On Cassette — \$11.95



**LOWBALL POKER** by Danny Shea. How low can you go? It's you against Micro Molly and the lowest hand wins. That's the rule in lowball poker. This version plays the popular Gardenia, California rules. Don't take her for granted — Molly plays an excellent game. Written in BASIC.

On Cassette — \$11.95

**RUMMY MASTER** by Dave Gubser. Play rummy against the computer. Exceptional graphics display your hand, the discards, and the cards that have been melded. You see your opponent shuffle and deal out the cards. Tested in an arcade, this program was a big hit. Written in BASIC.

On Cassette — \$11.95

**MATCH CARDS** by Danny Shea. **BANKSHOT** by Bob Christiansen. Two programs on one cassette. **MATCH CARDS** is a concentration-type game where you match numbers, letters, or graphic shapes. For 1 or 2 players. Automatic scoring rates your recall ability. Written in BASIC. **BANKSHOT** is a billiard-like game for those who think they know all the angles. Hit the ball into the pocket, but you must hit a wall first. Written in BASIC with machine language subroutines. Just CLOAD and RUN. For 1 or 2 players.

On Cassette — \$9.95

**THE FOLLOWING PROGRAMS REQUIRE LEVEL II, 16K, AND DO NOT USE A LIGHT PEN.**

**FASTGAMMON™** by Bob Christiansen. Our popular machine language backgammon game that started us in business. The computer plays against you and makes good moves instantaneously. Option to replay dice rolls from the previous game. An eight-page instruction booklet is included.

On Cassette — \$19.95

On Diskette — \$24.95

**DEBUG** by Bob Pierce. Debug machine language programs by stepping through one Z-80 instruction at a time. Relocatable. Several display options. Multiple break points. Modify memory and registers.

On Cassette — \$14.95

**Z-80 DISASSEMBLER** by Vic Tolomei. Decode machine language programs, including TRS-80 ROM with this Z-80 Disassembler written in BASIC. Instruction mode prints out machine code and Zilog mnemonics in standard format. Or use the ASCII mode which converts machine language code to ASCII.

On Cassette — \$14.95



**QUALITY SOFTWARE** ✓188

6660 Reseda Blvd., Suite 105, Reseda, CA 91335  
Telephone 24 hrs., 7 days a week: (213) 344-6599

**HOW TO ORDER:** MasterCharge and Visa cardholders may telephone their orders and we will deduct \$1 from orders over \$19 to compensate for phone charges. Or mail your order to the address above. California residents add 6% sales tax. **Shipping Charges:** Within North America orders must include \$1.50 for first class shipping and handling. Outside North America the charge for airmail shipping and handling is \$5.00 — payable in U.S. currency.

\* TRS-80 is a registered trademark of Tandy Corp.  
Photopoint has been trademarked by Micro Matrix.


5	499A 20	499B 43	499C 4F	499D 50	499E 49	49
AF 45	49B0 44	49B1 20	49B2 49	49B3 4E	49B4 54	
49B5 4F	49B6 20	49B7 40	49B8 45	49B9 40	49BA 4F	
49BB 52	49BC 59	49BD 00	00200	DEFB	00H	
49BE 43	00200 MES5	DEFM	'COPY OPTIONS'			
49BF 4F	49C0 50	49C1 59	49C2 20	49C3 4F	49C4 50	
49C5 54	49C6 49	49C7 4F	49C8 4E	49C9 53	49CA 0	
0	00300	DEFB	00H			
49CB 40	00310 MES6	DEFM	'N-LOAD NEW MASTER TAPE'			
49CC 20	49CD 4C	49CE 4F	49CF 41	49D0 44	49D1 20	
49D2 4E	49D3 45	49D4 57	49D5 20	49D6 40	49D7 4	
1	49D8 53	49D9 54	49DA 45	49DB 52	49DC 20	49
DD 54	49DE 41	49DF 50	49E0 45	49E1 00	00320	
DEFB	00H					
49E2 43	00330 MES7	DEFM	'C-MAKE ANOTHER COPY'			
49E3 20	49E4 40	49E5 41	49E6 48	49E7 45	49E8 20	
49E9 41	49EA 4E	49EB 4F	49EC 54	49ED 48	49EE 4	
5	49EF 52	49F0 20	49F1 43	49F2 4F	49F3 50	49
F4 59	49F5 00	00340	DEFB	00H		
49F6 52	00350 MES8	DEFM	'R-RETURN TO BASIC'			
49F7 20	49F8 52	49F9 45	49FA 54	49FB 55	49FC 52	
49FD 4E	49FE 20	49FF 54	4B00 4F	4B01 20	4B02 4	
2	4B03 41	4B04 53	4B05 49	4B06 43	4B07 00	00
260	DEFB	00H				
4B08 53	00370 MES9	DEFM	'S-SYMBOLIC TAPE CUE'			
4B09 20	4B0A 57	4B0B 59	4B0C 40	4B0D 42	4B0E 4F	
4B0F 4C	4B10 49	4B11 47	4B12 20	4B13 44	4B14 4	
1	4B15 50	4B16 45	4B17 20	4B18 44	4B19 55	4B
1A 40	4B1B 50	4B1C 00	00380	DEFB	00H	
4B1D 20	00390 MES10	DEFM	'ASCII'			
4B1E 41	4B1F 53	4B20 43	4B21 49	4B22 49	4B23 20	
4B24 00	00400	DEFB	20H			
4B25 20	00410 MES11	DEFM	'HEX'			
4B26 20	4B27 20	4B28 20	4B29 48	4B2A 45	4B2B 50	
4B2C 20	4B2D 00	00420	DEFB	00H		
4B2E 54	00430 MES12	DEFM	'TAPE'			
4B2F 41	4B30 50	4B31 45	4B32 00	00440	DEFB	00
H						
4B33 44	00450 MES13	DEFM	'DUMP'			
4B34 55	4B35 40	4B36 50	4B37 00	00460	DEFB	00
H						
4B38 48	00470 MES14	DEFM	'HIT'			
4B39 49	4B3A 54	4B3B 00	00480	DEFB	00H	
4B3C 41	00490 MES15	DEFM	'ANY'			
4B3D 4E	4B3E 59	4B3F 00	00500	DEFB	00H	
4B40 48	00510 MES16	DEFM	'KEY'			
4B41 45	4B42 59	4B43 00	00520	DEFB	00H	
4B44 54	00530 MES17	DEFM	'TO'			
4B45 4F	4B46 00	00540	DEFB	00H		
4B47 41	00550 MES18	DEFM	'ADV'			
4B48 44	4B49 56	4B4A 00	00560	DEFB	00H	
4B4B 42	00570 MES19	DEFM	'BUFFER AREA TO SMALL IN 16K RAM'			
4B4C 55	4B4D 46	4B4E 46	4B4F 45	4B50 52	4B51 20	
4B52 41	4B53 52	4B54 45	4B55 41	4B56 20	4B57 5	
4	4B58 4F	4B59 20	4B5A 53	4B5B 40	4B5C 41	4B
5D 4C	4B5E 4C	4B5F 20	4B60 49	4B61 4E	4B62 20	
4B63 31	4B64 36	4B65 48	4B66 20	4B67 52	4B68 41	
4B69 40	4B6A 00	00580	DEFB	00H		
4B6B 30	00590 TABLE	DEFM	'0123456789ABCDEF'	4B6C 31	4B6D 36	4B6E 33
4B6F 34	4B70 35	4B71 36				
4B72 37	4B73 38	4B74 39	4B75 41	4B76 42	4B77 4	
3	4B78 44	4B79 45	4B7A 46	4B7B CD9AD	00590 TOMUCH CA	
LL	ESCRN	IF BUFFER AREA EXCEEDED				

```

4B7E 21103E 00610 LD HL,3E10H ;CLEAR SCREEN
4B81 222040 00620 LD (4020H),HL
4B84 214046 00630 LD HL,MES19 ;SETS CURSOR TO MID, THEN ON
TPUTS MES.
4B87 008040 00640 CALL BLKW ;START PROGRAM OVER
4B8A 000340 00650 CALL BLANK ;AFTER DELAY
4B8D 038040 00660 JP START
4B90 0610 00670 OUTPUT LD B,10H ;COUNT ACROSS DISPLAY LINE
4B92 00E24B 00680 CALL OUTPT1
4B95 E5 00690 PUSH HL
4B96 7C 00700 LD A,H
4B97 B5 00710 OR L
4B98 2005 00720 JR Z,OT2 ;CHECK IF LENGTH=0
4B9A 00004B 00730 CALL OUTPT2
4B9D E1 00740 POP HL
4B9E C9 00750 RET
4B9F 218049 00760 OT2 LD SP,4900H ;RETURNS TO MENU
4BA2 001F4D 00770 CALL KBIN ;AFTER ANY KEY IS PRESSED
4BA5 00904D 00780 CALL ESCRN
4BA8 03304E 00790 JP ASK
4BAB 20204B 00800 OUTPUT LD HL,(4020H) ;UPDATE CURSOR POSITION
4BAE 19 00810 ADD HL,DE ;LIKE LFOR WITHOUT ERASING
4BAF 22204B 00820 LD (4020H),HL
4BB2 C9 00830 RET
4BB3 0023 00840 CHECK INC IX ;CHECKS IF LENGTH=0
4BB5 2B 00850 DEC HL ;IF 50, REDUCES LOOP COUNT B
4BB6 7C 00860 LD A,H ;TO ZERO 0 ENDS DISPLAY LINE
4BB7 B5 00870 OR L
4BB8 2001 00880 JR Z,ENDIT
4BBA C9 00890 OT1 RET
4BBB 0601 00900 ENDIT LD B,01H ;ROUTINE FIXES CURSOR AT EOT
4BBD 20204B 00910 LD HL,(4020H)
4BC0 C87D 00920 BIT 7,L
4BC2 2008 00930 JR NZ,MTEST
4BC4 C875 00940 BIT 6,L
4BC6 200C 00950 JR NZ,MIDTST
4BC8 2E38 00960 LD L,38H
4BCA 180E 00970 JR OUTAGN
4BCD C875 00980 MTEST BIT 6,L
4BCE 2008 00990 JR NZ,HTEST
4BD0 2E38 01000 LD L,0B3H
4BD2 1806 01010 JR OUTAGN
4BD4 2E78 01020 MIDTST LD L,78H
4BD6 1802 01030 JR OUTAGN
4BD8 2E38 01040 HTEST LD L,0B3H
4BD9 22204B 01050 OUTAGN LD (4020H),HL
4BD0 210000 01060 LD HL,0000H
4BE0 1808 01070 JR OT1
4BE2 C5 01080 OUTPUT PUSH BC ;LINE CHAR. COUNT
4BE3 00E5 01090 PUSH IX ;CURRENT DATA POINTER
4BE5 E5 01100 PUSH HL ;CURRENT LENGTH VALUE
4BE6 007E80 01110 NCHR1 LD A,(IX) ;WRITES FULL LINE OF ASCII
4BE9 00054C 01120 CALL WRASC
4BED 00034B 01130 CALL CHECK
4BEF 18F5 01140 DJNZ NCHR1
4BF1 00004B 01150 CALL OUTPT2
4BF4 E1 01160 POP HL
4BF5 00E1 01170 POP IX
4BF7 C1 01180 POP BC
4BF8 007E80 01190 NCHR2 LD A,(IX) ;WRITES FULL LINE OF HEX CHARS.
4BFB 000F4C 01200 CALL WRHEX
4BFE 00034B 01210 CALL CHECK
4C01 18F5 01220 DJNZ NCHR2

```

## \$\$\$SAVE\$\$\$ TRS-80\*/ZENITH/APPLE/MATTEL ATARI COMPATIBLE HARDWARE



### DISK DRIVES

More capacity than Radio Shack 35 Track (80 K Bytes) drives. Fully assembled and tested. Ready to plug-in and run the moment you receive it. Can be intermixed with each other and Radio Shack drive on same cable. TRS-80\* compatible silver enclosure.

**90 DAY WARRANTY. ONE YEAR ON POWER SUPPLY.**

#### FOR TRS-80\*

CCI-100	5 1/4", 40 Track (102K Bytes) for Model I	<b>\$314</b>
CCI-200	5 1/4", 77 Track (197K Bytes) for Model I	<b>\$549</b>
CCI-800	8" Drive for Model II (1/2 Meg Bytes)	<b>\$795</b>

#### For Zenith Z89

CCI-189	5 1/4", 40 Track (102K Bytes) add-on drive	<b>\$394</b>
Z-87	Dual 5 1/4" add-on drive system	<b>\$1095</b>

**DISKETTES** — Box of 10 (5 1/4") — with plastic library case **\$24.95**

### 16K MEMORY UPGRADE KITS **\$59.95**

for TRS-80\*, Apple II, Sorcerer (specify)

### PRINTERS

#### NEC Spinwriter



#### Letter Quality High Speed Printer

Includes TRS-80\* interface software, quick change print fonts, 55 cps, bidirectional, high resolution plotting, graphing, proportional spacing

**\$2479**

With Tractor Feed **\$2679**

**779 CENTRONICS TRACTOR FEED PRINTER** **\$995**

Same as Radio Shack line printer

**737 CENTRONICS FRICTION & PIN FEED PRINTER** **\$849**

Text quality matrix, proportional spacing

**730 CENTRONICS FRICTION & PIN FEED PRINTER** **\$640**

7 x 7 matrix

**P1 CENTRONICS PRINTER** **\$349**

Same as Radio Shack quick printer

**PAPER TIGER (IP440)** **\$995**

Includes 2K buffer and graphics option

**TI-810** **\$1599**

Upper and lower case, parallel and serial, paper tray and TRS-80\* interface software

**OKIDATA Microline 80** Friction and pin feed **\$645**

Tractor Feed, friction, and pin feed

**EATON LRC 7000 + 64 columns, plain paper** **\$745**

**\$349**

### COMPLETE SYSTEMS

**TRS-80\* LEVEL II-16K with keypad** **\$722**

**TRS-80\* Expansion Interface** **\$274**

**ZENITH Z89 all-in-one computer** **\$2295**

**ZENITH Z19** **\$740**

**ATARI 400** **\$549** **ATARI 800** **\$999**

**MATTEL INTELLIVISION** **\$299**

### DISK OPERATING SYSTEMS

**PATCHPAK #4 by Percom Data** **\$ 8.95**

**CP/M for Model I, Zenith** **\$145.00**

**CP/M for Model II, Altos** **\$245.00**

**NEWDOS Plus** — with over 200 modifications 35 Track **\$ 89.00**

and corrections to TRS-DOS 40 Track **\$ 99.00**

**CAT MODEM** Originate and answer same as **\$157.50**

Radio Shack Telephone Interface II

## The CPU SHOP <sup>✓215</sup>

**TO ORDER CALL TOLL FREE 1-800-343-6522**

Massachusetts residents call (617) 242-3361

5 Dexter Row, Dept. M5, Charlestown, MA 02129

Hours: 10AM-6PM (EST) M-F (Sat. till 5)

Massachusetts residents add 5% sales tax

Freight collect, F.O.B. Charlestown

\*TRS-80 is a trademark of Tandy Corporation

Prices subject to change without notice.





# INTEGRATED KEYPLUS UTILITY PACKAGE

Keyplus is a collection of utilities that can be enabled directly from the keyboard of a Level II TRS-80. Seven different keyboard entry modes include BASIC shorthand (2 modes), direct graphic character input (3 modes), typewriter style input and standard TRS-80 entry.

Keyplus supports auto-repeat, lowercase video (optional hardware modification required), restoration of lost programs, keyboard debounce, single key stroke user definable strings and more!

Designed for ease of use, Keyplus routines may be enabled or disabled in two key strokes.

The Level II version of Keyplus is available for \$14.95 and a more powerful disk version (32 or 48K) sells for \$19.95. Pennsylvania residents add 6% sales tax.


TRS-80 is a registered trademark of TANDY CORP.

**SJW, INC.** 244  
P.O. BOX 438  
HUNTINGDON VALLEY,  
PA 19006  
215-947-2057



**MICRO BUSINESS WORLD**  
MAIL ORDER PHONE (213) 371-1660

## NEC Model 3315 spinwriter for the NEW TRS-80 word processing software



The SPINWRITER prints up to 55 characters per second. The unique print element, called a print thimble, contains up to 128 fully formed characters. Print thimbles that contain up to 125 characters have a cutout so that the last characters printed are fully visible to the operator.

**\$2,895**


### DYSAN DISKETTES

The CADILLAC of  
the Floppy Disks  
at these low prices

8" (box of 10) 3740/1 sgl side/sgl density	\$ 4.50
8" (box of 10) 3740/10 sgl side/dbl density	6.95
5" (box of 5) 104/1 soft sector of 107/1 10 sectors or 105/1 16 sectors	4.50

### EPSON TX-80 DOT MATRIX PRINTER

64 Graphic characters. 7 5 dot matrix  
(7 6 in graphic) double width characters. TRACTOR and FRICTION feed models with interface and cable for PET, APPLE, RS232 available at OUR low prices.



TRS SOFTWARE: MICROSOFT ADVENTURE — The sophisticated fantasy/logic game... Our low price \$27.

FILE MANAGEMENT SYSTEM — The professional data base software by the business software company... \$20.

16K 4116 RAM for the TRS-80, APPLE II, PET, ZENITH and other computers. set of 8 4116's 250ns or better \$85.00

Prices subject to change without notice.  
VISA and MASTER CHARGE WELCOME. Allow 2 weeks for cashiers check to clear, 4 weeks for personal checks. Add 2% for shipping and handling, Calif. residents add 6% sales tax. (Sorry, no C.O.D.)

Copyright 1980 • MICRO Business WORLD



**MICRO BUSINESS WORLD**  
15818 Hawthorne Boulevard  
Lawndale, California 90260

250

4C03 C9	01230	RET		
4C04 3AE837	01240	PRTDVR	LD	A, (LPRINT) /LINE PRINTER DRIVER ROUTINE
4C07 E6F0	01250	AND	0F0H	
4C09 FE30	01260	CP	30H	
4C0B 20F7	01270	JR	NZ, PRTDVR	
4C0D 79	01280	LD	A,C	
4C0E 32E837	01290	LD	(LPRINT),A	
4C11 C9	01300	RET		
4C12 3AE837	01310	LIST	LD	A, (LPRINT) /LINE PRINTER ROUTINE
4C15 FE3F	01320	CP	3FH	
4C17 C0	01330	RET	NZ	/CHECKS IF PRINTER ON LINE
4C18 E5	01340	PUSH	HL	/IF IT IS IT PRINTS IF NOT RETURNS
4C19 C5	01350	PUSH	BC	
4C1A 21003C	01360	LD	HL, 3C00H	
4C1D 0640	01370	LD	B, 40H	
4C1F C874	01380	BIT	6,H	
4C21 290E	01390	JR	NZ, END1	
4C23 4E	01400	LDATA	LD	C, (HL)
4C24 C0044C	01410	CALL	PRTDVR	
4C27 23	01420	INC	HL	
4C28 10F9	01430	DJNZ	LDATA	
4C2A 0E00	01440	LD	C, CR	
4C2C C0044C	01450	CALL	PRTDVR	
4C2F 18ED	01460	JR	LB	
4C31 0E00	01470	END1	LD	C, CR
4C33 C0044C	01480	CALL	PRTDVR	
4C36 C0044C	01490	CALL	PRTDVR	
4C39 C1	01500	POP	BC	
4C3A E1	01510	POP	HL	
4C3B C9	01520	RET		
4C3C C0F94C	01530	ENTER1	CALL	OUTPUT
4C3F 21104B	01540	LD	HL, MES10	
4C42 C00040	01550	CALL	BLKW	
4C45 200040	01560	LD	HL, (4020H)	
4C48 09	01570	ADD	HL, BC	
4C49 222040	01580	LD	(4020H), HL	
4C4C C9	01590	RET		
4C4D C00040	01600	ENTER2	CALL	BLKW
4C50 C0A74C	01610	CALL	LFCR	
4C53 212548	01620	LD	HL, MES11	
4C56 C00040	01630	CALL	BLKW	
4C59 C0A74C	01640	CALL	LFCR	
4C5C 3C	01650	INC	A	
4C5D C9	01660	RET		
4C5E C0404C	01670	ENTERB	CALL	ENTER2
4C61 C03C4C	01680	CALL	ENTER1	
4C64 C9	01690	RET		
4C65 013300	01700	BOR	LD	BC, 33H /PUTS ASCII-HEX BORDER AND
4C68 21003C	01710	LD	HL, 3C00H	/REV MESSAGE ON SCREEN
4C6B 222040	01720	LD	(4020H), HL	
4C6E 3E31	01730	LD	A, 31H	
4C70 C03C4C	01740	CALL	ENTER1	
4C73 212E48	01750	LD	HL, MES12	
4C76 C05E4C	01760	CALL	ENTERB	
4C79 21334B	01770	LD	HL, MES13	
4C7C C05E4C	01780	CALL	ENTERB	
4C7F 21384B	01790	LD	HL, MES14	
4C82 C05E4C	01800	CALL	ENTERB	
4C85 21304B	01810	LD	HL, MES15	
4C88 C05E4C	01820	CALL	ENTERB	
4C8B 21404B	01830	LD	HL, MES16	
4C8E C05E4C	01840	CALL	ENTERB	
4C91 21444B	01850	LD	HL, MES17	

4094 005E4C	01950	CALL	ENTER2	
4097 21474B	01870	LD	HL, MES19	
409A 005E4C	01890	CALL	ENTER3	
409D 00A74C	01890	CALL	LFDR	
40A0 21254B	01900	LD	HL, MES11	
40A3 00B04D	01910	CALL	BLKW	
40A6 09	01920	RET		
40A7 F5	01930	LFDR	PUSH AF	; LINE FEED-CARRIAGE RETURN
40A8 3E80	01940	LD	A, CR	
40AA 00F94C	01950	CALL	OUTPUT	
40AD F1	01960	POP	AF	
40AE 09	01970	RET		
40AF 05	01980	WRHEX	PUSH BC	; PRINTS A SPACE THEN 2 HEX CHRS.
40B0 F5	01990	PUSH	AF	
40B1 0682	02000	LD	B, 02H	
40B3 4F	02010	LD	C, A	
40B4 3E20	02020	LD	A, ' '	
40B6 00F94C	02030	CALL	OUTPUT	
40B9 79	02040	LD	A, C	
40BA 0F	02050	RRCA		
40BB 0F	02060	RRCA		
40BC 0F	02070	RRCA		
40BD 0F	02080	RRCA		
40BE E60F	02090	AGIN	AND 0FH	
40C0 00C04C	02100	CALL	LKUP	
40C3 00F94C	02110	CALL	OUTPUT	
40C6 79	02120	LD	A, C	
40C7 10F5	02130	DJNZ	AGIN	
40C9 F1	02140	POP	AF	
40CA 01	02150	POP	BC	
40CB 09	02160	RET		
40CC E5	02170	LKUP	PUSH HL	; LOOKS UP ASCII VALUE OF CHRS
40CD 216B4B	02180	LD	HL, TABLE	
40D0 85	02190	ADD	A, L	
40D1 6F	02200	LD	L, A	
40D2 7E	02210	LD	A, (HL)	
40D3 E1	02220	POP	HL	
40D4 09	02230	RET		
40D5 05	02240	WRASC	PUSH BC	; WRITES 2 SPACES AND THEN ASCII
40D6 F5	02250	PUSH	AF	
40D7 47	02260	LD	B, A	
40D8 3E20	02270	LD	A, ' '	
40DA 00F94C	02280	CALL	OUTPUT	
40DB 3E20	02290	LD	A, ' '	
40DE 00F94C	02300	CALL	OUTPUT	
40E2 78	02310	LD	A, B	
40E3 0620	02320	SUB	20H	
40E5 FAF54C	02330	JP	M, NPNT	
40E8 78	02340	LD	A, B	
40E9 067E	02350	SUB	7EH	
40EB F2F54C	02360	JP	P, NPNT	
40EE 78	02370	LD	A, B	
40EF 00F94C	02380	CALL	OUTPUT	
40F2 F1	02390	POP	AF	
40F3 01	02400	POP	BC	
40F4 09	02410	RET		
40F5 3E20	02420	NPNT	LD	A, SUBST
40F7 10F6	02430	JR	BC	
40F9 05	02440	OUTPUT	PUSH DE	; WRITES A AT CURSOR POSITION
40FA FDE5	02450	PUSH	IV	
40FC 002300	02460	CALL	33H	
40FF FDE1	02470	POP	IV	
4001 01	02480	POP	DE	

# This Weekend: STIK IT.... ..to your

TRS-80

That's right! Esmark's VIDJET-STIK light pen has the TRS-80 CONNECTION for LEVEL I & II. Your 4K to 48K TRS-80 System will come alive under your VIDJET-STIK within minutes of its arrival. That's because there are no wires to solder or traces to cut. You're up and running as fast as you can plug the interface into your system's cassette EAR-jack. CLOAD our custom LIGHT-WAVE demonstration software and RUN. And because the interface has a plug for your recorder, you won't have to unplug it again when loading your other software tapes. The interface allows them to pass right thru whenever you're not using the pen. It's exclusive "switched tip" design means the pen is electrically isolated from your system when it's not in use. Just point & press! It's that simple... Plug, CLOAD and RUN. And have we got the software for you to RUN with! Our demonstration tape includes a calibration program (used to adjust the CRT's brightness and contrast) plus STIK-TAC-TOE, AWARI and TOWERS. Two challenging games and a puzzle that will keep grownups and children Stiking it to your TRS-80 for hours. And there are instructions provided so you can begin writing your own light pen programs (lightware) for fun or profit (Level II). Or, just sit back and enjoy our LIGHT-WAVE tapes each month. Esmark's unmatched commitment to lightware can bring you up to five new games, puzzles, drills & educational quizzes or simulations each month. Our current LIGHT-WAVE releases are:

**LIGHT-PAK 2** — LIGHTPEG (4 peg-jump puzzles)  
ENDRUN (Othello with a twist)  
(LEVEL II) LIFE9 (Conway's LIFE with mutations)  
Price: \$19.95 (including postage & handling)  
**LIGHT-PAK 3** — LITEGAMMON (Backgammon you'll Stik with)  
(LEVEL II) STIKWUMPUS (Caves with a little 'lite')  
MAZEMASTER (Maze after maze to poke thru)

Order yours now and we'll include a free copy of FLASHBACK, Esmark's newsletter dedicated to the latest news in lightware applications. And, don't forget to tell your friends. The VIDJET-STIK can also be ordered for use on most other micro systems using the following processor chips:

8080	Z80	6800	6502
------	-----	------	------

All that's required is a standard cassette jack leading to Ground and a readable single bit input port. Driver software is provided along with instructions for writing lightware applications. And tell your local Dealer that Esmark's got a Dealer package he won't want to miss out on. Delivery is 3 to 6 weeks from receipt of your order. C.O.D.'s are \$3.00 extra but will be shipped within two weeks. All prices are F.O.B. Mishawaka, Indiana. Indiana residents add 4% state sales tax.

## ALSO COMING FROM ESMARK:

- [ ] TRS-80 Printer Interface (Cassette AUX-jack interface for all RS232 printers. Includes LLIST & LPRINT software)
- [ ] TRS-80 RS232 Communications Interface (Makes your TRS-80 a full I/O terminal to timesharing systems the world over. Gives you intelligent or dumb terminal capabilities at 110 or 300 BAUD. Also includes Printer Interface above with 20 mA current loop & TTL level I/O options.)

— TRS-80 is a trademark of the Tandy Corporation —



# ESMARK\*

INCORPORATED

507 1/2 E. MCKINLEY HWY. MISHAWAKA, IN 46544

(219) 255-3035

✓40 **\$62.95**

\*ELECTRONIC SYSTEMS MARKETING

PLUS \$1.50  
POSTAGE &  
HANDLING

for TRS-80 II, CompuColor II,  
& PET



## EVERYTHING YOU NEED TO BRING YOUR BASIC PROGRAMS TO LIFE WITH SOUND!

SOUNDWARE is a complete package:  
**YOU GET A SPEAKER/AMPLIFIER UNIT** complete with connectors.  
No wiring or soldering. Just plug in!

**YOU GET A DEMO PROGRAM** with  
a variety of sample sound effects—  
sirens, laser sounds, tunes!

**YOU GET A COMPOSER PROGRAM** to help you create your own  
original sound effects. Fun for all ages!

**YOU GET AN INSTRUCTION BOOKLET** that tell you how to insert  
sound into your programs. 1 year  
warranty.



SEND FOR FREE CATALOG OF  
GAMES FOR PET & COMPUCOLOR!!

SEE YOUR DEALER TODAY! Or order direct from CAP by phone or  
mail. VISA & MasterCard orders include expiration date. Add \$1  
postage & handling per order. \$3 for air or COD. Arizona residents  
add tax.  
CAP Electronics 8462 Hillwood Ln., Suite 7, Tucson, AZ 85715 (602) 296-4978

4002 C9	02490	RET	
4003 C5	02500 BLANK	PUSH BC	JUMPS OVER TAPE HEADER
4004 E5	02510	PUSH HL	ALSO PUTS SPACE BET. COPS
4005 F5	02520	PUSH AF	
4006 0600	02530	LD B, 06H	
4008 210000	02540 L6	LD HL, 0000H	
4008 2B	02550 L5	DEC HL	
400C 7C	02560	LD A, H	
4000 B5	02570	OR L	
400E 20FB	02580	JR NZ, L5	
4010 10F6	02590	DJNZ L6	
4012 F1	02600	POP AF	
4013 E1	02610	POP HL	
4014 C1	02620	POP BC	
4015 C9	02630	RET	
4016 303F3C	02640 BLINK	LD A, (303FH); BLINKS * WHEN LOADING	
4019 EE0A	02650	XOR 0FH	
401B 323F3C	02660	LD (303FH), A	
401E C9	02670	RET	
401F 05	02680 KBIN	PUSH DE	
4020 C02000	02690	CALL INPUT	RETURNS ON KEYBOARD INPUT
4023 B7	02700	OR A	INPUT CHAR IN A REGISTER
4024 20FA	02710	JR Z, KBIN+1	
4026 D1	02720	POP DE	
4027 C9	02730	RET	
4028 21403C	02740 MENU	LD HL, 3040H; DISPLAYS ALL OPTIONS	
402B 222040	02750	LD (4020H), HL	
402E 218E4A	02760	LD HL, MESS	
4031 C0B040	02770	CALL BLKN	
4034 210B3C	02780	LD HL, 30CBH	
4037 222040	02790	LD (4020H), HL	
403A 210B4A	02800	LD HL, MESS6	
403D C0B040	02810	CALL BLKN	
4040 210B3D	02820	LD HL, 30CBH	
4043 222040	02830	LD (4020H), HL	
4046 21E24A	02840	LD HL, MESS7	
4049 C0B040	02850	CALL BLKN	
404C 214B3D	02860	LD HL, 304BH	
404F 222040	02870	LD (4020H), HL	
4052 21F64A	02880	LD HL, MESS8	
4055 C0B040	02890	CALL BLKN	
4058 218B3D	02900	LD HL, 30CBH	
405B 222040	02910	LD (4020H), HL	
405E 218B4B	02920	LD HL, MESS9	
4061 C0B040	02930	CALL BLKN	
4064 C9	02940	RET	
4065 0600	02950 TAPRD	LD B, 06H; ASSEMBLES FULL BYTES FROM TAPE	
4067 110000	02960 L1	LD DE, 0000H	
406A C0704D	02970	CALL BIN	
406D 10FB	02980	DJNZ L1	
406F C9	02990	RET	
4070 C5	03000 BIN	PUSH BC	
4071 F5	03010	PUSH AF	
4072 1B	03020 L2	DEC DE	TIMEOUT ROUTINE
4073 7A	03030	LD A, D	JUMPS TO RETN WHEN TAPE IS
4074 B3	03040	OR E	DONE LOADING. NO MORE BITS
4075 C0124E	03050	JP Z, RETN	
4078 00FF	03060	IN A, (0FFH)	
407A 17	03070	RLA	
407B 30F5	03080	JR NC, L2	
407D 0641	03090	LD B, 41H	
407F 10FE	03100 L3	DJNZ L3	
4081 E5	03110	PUSH HL	



\*CANNED SOFTWARE &  
the can is a trade  
mark of BCC.

## TRS-80<sup>TM</sup> SOFTWARE!

**Yes! Quality Software for the TRS-80 is now  
written & available. BCC is pleased to be able to  
present some very fine software now with even  
more available in the very near future. Also we  
develop custom designed software for your  
every need. Write us for a FREE price quote.**

<sup>†</sup>TRS-80 is a trade mark of the Radio Shack Div. of Tandy Corp.

*For Software Think BCC*

### Mail Base 80

MOD I (Requires 48K & 4 drives) \$69.95

MOD II (Requires 48K & 4 drives) \$129.95

A RANDOM ACCESS program which keeps track of an unlimited number of entries. Plus  
it allows direct access of information in any order. Today, list all people who  
have outstanding bills & tomorrow produce a list in zip-code order. EXCELLENT!!!

### Oil Delivery

MOD II (REQUIRES 48K & 4 drives) write for price quote.

A system for the '80s. This system handles everything for the heating industry.

### Vendor

MOD I (Requires 48K & 2 drives) \$39.95

This program keeps track of an unlimited number (650 per disk) of vendors. Allows  
direct access of coded information by vendor number, & also permits access by  
various other fields.

*For Supplies Think BCC*

### Disks & Tapes

5 1/4 inch diskettes 3M Brand \$49.95 (10 in plus. case)

8 inch diskettes 3M Brand \$64.95 (Box of 10) 5 1/4 inch Verbatim \$39.95 (Box of 10)

Cassettes Very High Quality \$16/box C20's. ADD 'n STAC stackable cassette  
holders. Each holds 8 cassettes. \$3.49ea

### Printers

The fabulous BASE 2 PRINTER 96 char ASCII with Tractor Feed & 2K

Buffer. This printer just can't be beat!!! \$649.00 (2 for \$1200.00)

RECONDITIONED CENTRONICS 102A (330 chars/sec!!!) \$1500.00



☐ Master Charge  
☐ Visa

Exp. Date \_\_\_\_\_  
Signature \_\_\_\_\_

Card No. \_\_\_\_\_

ORDER NOW! All programs come on quality cassettes. Programs are available on diskette for an  
additional charge of \$7.00 per order. NYS residents add 7%. Check boxes of items being ordered:

# of items ordered \_\_\_\_\_ Total amount enclosed \_\_\_\_\_ (All items must be prepaid)


**Bourrut Consulting Corporation** ✓ 57

21 Friendly Rd. Smithtown, NY 11787

4082 C01E82	03120	CALL	021EH	
4085 E1	03130	POP	HL	
4086 0676	03140	LD	B, 76H	
4088 10FE	03150 L4	DJNZ	L4	
408A 06FF	03160	IN	A, (0FFH)	
408C 47	03170	LD	B, A	
408D F1	03180	POP	AF	
408E 0810	03190	RL	B	
4090 17	03200	RLA		
4091 F5	03210	PUSH	AF	
4092 E5	03220	PUSH	HL	
4093 C01E82	03230	CALL	021EH	
4096 E1	03240	POP	HL	
4097 F1	03250	POP	AF	
4098 C1	03260	POP	BC	
4099 C9	03270	RET		
409A E5	03280	ESCRN	PUSH HL	ERASES COMPLETE SCREEN
409B C5	03290	PUSH	BC	
409C F5	03300	PUSH	AF	
409D 21003C	03310	LD	HL, 3C00H	
409E 01FF03	03320	LD	BC, 3FFH	
40A3 3E20	03330	NEXT	LD A, '	
40A5 77	03340	LD	(HL), A	
40A6 23	03350	INC	HL	
40A7 00	03360	DEC	BC	
40A8 78	03370	LD	A, B	
40A9 B1	03380	OR	C	
40AA 20F7	03390	JR	NZ, NEXT	
40AC F1	03400	POP	AF	
40AD C1	03410	POP	BC	
40AE E1	03420	POP	HL	
40AF C9	03430	RET		
40B0 F5	03440	BLK	PUSH AF	
40B1 7E	03450	LD	A, (HL) ; WRITES MESSAGES POINTED TO BY	
40B2 B7	03460	OR	A ; HL, UNTIL IT READS A 00H	
40B3 2086	03470	JR	Z, ONE	
40B5 0DF94C	03480	CALL	OUTPUT	
40B8 23	03490	INC	HL	
40B9 10F6	03500	JR	BLK	
40BB F1	03510	ONE	POP AF	
40BC C9	03520	RET		
40BD 310049	03530	START	LD SP, 4900H; START OF MAIN PROGRAM HERE	
40C0 0D9A4D	03540	CALL	ESCRN	
40C3 21003C	03550	LD	HL, 3C00H	
40C6 222040	03560	LD	(4020H), HL	
	03570			
40C9 21004A	03580	LD	HL, 0MES	
40CC 0D004D	03590	CALL	BLK	
40CF 0DA74C	03600	CALL	LFCR	
40D2 21264A	03610	LD	HL, MES1	
40D5 0D004D	03620	CALL	BLK	
40D8 0DA74C	03630	CALL	LFCR	
40DB 21304A	03640	LD	HL, MES2	
40DE 0D004D	03650	CALL	BLK	
40E1 0DA74C	03660	CALL	LFCR	
40E4 21794A	03670	LD	HL, MES3	
40E7 0D004D	03680	CALL	BLK	
40EA 0D1F4D	03690	CALL	KBIN	
40ED FE8D	03700	CP	CR	
40EF 20F9	03710	JR	NZ, AGN	
40F1 21D94E	03720	LD	HL, BUFFER	
40F4 3E80	03730	LD	A, 00H	
40F6 C01282	03740	CALL	212H	

## SAVE ON ADD-ON PRODUCTS FOR TRS-80

The largest family of disk drives from the largest supplier, drives come complete with power supply and cabinet.



MTI-40 Disk Drive, 35 & 40 track	\$369
TF-1 Perfec FD200, 40 track, use both sides	\$389
TF-3 Shugart SA400, 35 track, same as tandy	\$389
TF-5 MPI B51, 40 track	\$379
TF-70 Micropolis, 77 track with 195K of storage	\$639
TDH-1 Dual sided drive, 35 track	\$499

Max. Disk 2: 10 Megabyte (fixed)  
Winchester Technology..... **\$5349**

## NEW PRODUCTS

16K Memory	\$86
Modem	\$179
Expansion Interface 32K	\$499
AC Isolator	\$47.95

## PRINTERS

DP800 Anadex, 80 column, 112cps	\$949
LP779 Centronics 779	\$1099
LP730 Centronics 730	\$950
LP700 Centronics 700	\$1395
LP701 Centronics 701	\$1759
LP702 Centronics 702	\$1995
SPW-1 Spinwriter-NEC	\$2525

## NEW! LINE PRINTER BASE 2

Base 2 Printer 80, 132 col., graphics  
60 LPM with tractors..... **\$599**

**\* DRIVES FOR ANY MICROCOMPUTER \***  
Does not include power supply & cabinet.

### MOD II DISK DRIVES NOW AVAILABLE

Perfec FD200	\$282
Perfec FD250 (dual head)	\$399
Shugart SA400 (unused)	\$286
Shugart SA800	\$479
MPI B52	\$349 B51 \$279

## SOFTWARE

Disk Drive Motor Speed Test	\$19.95
New DOS+ with over 200 modifications and corrections to TRS-DOS	\$99
New DOS+ 40 track	\$110
AJA Word Processor	\$75
AJA Business Program	\$250
Racet Infinite Basic	\$49.95
Disk Drive Alignment Program	\$109
Radix Data Base Program	\$99.95
Electric Pencil	\$150

ALL PRICES CASH DISCOUNTED. FREIGHT FOB/FACTORY



MICROCOMPUTER  
TECHNOLOGY  
INCORPORATED

✓28



pparat, inc

3304 W. MacArthur  
Santa Ana, CA 92704  
(714) 979-9923

7310 E. Princeton Ave.  
Denver, CO 80222  
(303) 758-7275

```

4DF9 C0602 03750 CALL Z86H
4DFC C0654D 03760 LOOP CALL TAPRD ; READS BYTES FROM TAPE AND STORES
4DFF 77 03770 LD (HL), A ; THEN INTO MEMORY POINTED TO BY
4E00 FE00 03780 CP CR ; THE HL REGISTER PAIR
4E02 C0164D 03790 CALL Z.BLINK
4E05 FE0D 03800 CP BCHR
4E07 C0164D 03810 CALL Z.BLINK
4E0A 23 03820 INC HL
4E0B C87C 03830 BIT 7,H ; TESTS FOR BUFFER OVERFLOW
4E0D C27B4B 03840 JP NZ,TOMUCH ; 8000H FOR 16K MACHINE
4E10 18EA 03850 JR LOOP
4E12 310049 03860 RETN LD SP,4900H; PROGRAM JUMPS HERE AFTER IT
4E15 01D94E 03870 LD BC,BUFFER; TIMES OUT
4E18 B7 03880 OR A
4E19 ED42 03890 SBC HL,BC
4E1B 22D74E 03900 LD (LENGTH),HL
4E1E C09A4D 03910 CALL ESCRN
4E21 21003C 03920 LD HL,3C00H
4E24 22D04B 03930 LD (4020H),HL
4E27 21D04A 03940 LD HL,MES4
4E2A C00B4D 03950 CALL BLKW
4E2D C0F801 03960 CALL 1F8H
4E30 C0204D 03970 CALL MENU ; DISPLAYS MENU OF ALL POSSIBLE
4E33 C01F4D 03980 CALL KBIN ; OPTIONS
4E36 FE4D 03990 CP 'M'
4E38 C8B04D 04000 JP Z,START
4E3B FE52 04010 CP 'R'
4E3D C80000 04020 JP Z,BASIC
4E40 FE43 04030 CP 'C'
4E42 280A 04040 JR Z,COPY
4E44 FE53 04050 CP 'S'
4E46 C0914E 04060 JP Z,DISPLY
4E49 C09A4D 04070 CALL ESCRN
4E4C 18E2 04080 JR RSK
4E4E C09A4D 04090 COPY CALL ESCRN ; START OF COPY ROUTINE
4E51 21003C 04100 LD HL,3C00H
4E54 22D04B 04110 LD (4020H),HL
4E57 21794A 04120 LD HL,MES3
4E5A C0B04D 04130 CALL BLKW
4E5D C01F4D 04140 CALL KBIN
4E60 21D94E 04150 LD HL,BUFFER
4E63 3E00 04160 LD A,00H
4E65 C01202 04170 CALL 212H
4E68 C0034D 04180 CALL BLANK
4E6B C08702 04190 CALL 287H
4E6E ED4B074E 04200 LD BC,(LENGTH)

```

```

4E72 7E 04210 NEXT1 LD A,(HL)
4E73 C06402 04220 CALL 264H
4E76 23 04230 INC HL
4E77 FE0D 04240 CP BCHR
4E79 C0164D 04250 CALL Z.BLINK
4E7C FE0D 04260 CP CR
4E7E C0164D 04270 CALL Z.BLINK
4E81 06 04280 DEC BC
4E82 78 04290 LD A,B
4E83 B1 04300 OR C
4E84 2802 04310 JR Z,DEL
4E86 18EA 04320 JR NEXT1
4E88 06FF 04330 DEL LD B,0FFH
4E8A 18FE 04340 DEL1 DJNZ DEL1
4E8C C0F801 04350 CALL 1F8H
4E8F 189F 04360 JR RSK
4E91 310049 04370 DISPLY LD SP,4900H; ASCII-HEX DISPLAY PROGRAM
4E94 111000 04380 LD DE,0010H
4E97 2D074E 04390 LD HL,(LENGTH) ; INITIAL LENGTH OF TAPE
4E9A D021D94E 04400 LD IX,BUFFER ; INITIAL DATA BUF POINTER
4E9E E5 04410 BK1 PUSH HL
4E9F C09A4D 04420 CALL ESCRN
4EA2 C0654D 04430 CALL BOR ; WRITES ASCII-HEX LABELS ON SCREEN
4EA5 21003C 04440 LD HL,3C00H
4EA8 22D04B 04450 LD (4020H),HL
4EAB E1 04460 POP HL
4EAC C0904B 04470 CALL OUTPUT
4EAF C0904B 04480 CALL OUTPUT
4EB2 C0904B 04490 CALL OUTPUT
4EB5 C0904B 04500 CALL OUTPUT
4EB8 C0904B 04510 CALL OUTPUT
4EBB C0904B 04520 CALL OUTPUT
4EBE C0904B 04530 CALL OUTPUT
4EC1 C0904B 04540 CALL OUTPUT
4EC4 C01F4D 04550 CALL KBIN ; CHECKS IF TO GO ON OR QUIT
4EC7 FE01 04560 CP BREAK ; BREAK KEY=RET. TO MENU
4EC9 C0D14E 04570 JP Z,BRK ; OTHER KEY=DISPLAY MORE
4EDC C0124C 04580 CALL LIST
4ECF 18CD 04590 JR BK1
4ED1 C09A4D 04600 BRK CALL ESCRN
4ED4 C3384E 04610 JP RSK
0002 04620 LENGTH DEFS 2 ; HOLDS LENGTH OF TAPE TO BE COPIED
4ED9 04630 BUFFER EQU $ ; BEGINNING OF BUFFER AREA
4EDB 04640 END START
00000 TOTAL ERRORS

```

# MOVING?

AFFIX LABEL

**Let us know 8 weeks in advance so that you won't miss a single issue of 80 Microcomputing.**  
 Attach old label where indicated and print new address in space provided. Also include your mailing label whenever you write concerning your subscription. It helps us serve you promptly.

☐ Address change only   
 ☐ Extend subscription   
 ☐ Enter new subscription  
☐ 1 year \$15.00   
 ☐ Payment enclosed   
 ☐ Bill me later

If you have no label handy, print OLD address here

print NEW address here

Name \_\_\_\_\_ Name \_\_\_\_\_  
 Address \_\_\_\_\_ Address \_\_\_\_\_  
 City \_\_\_\_\_ State \_\_\_\_\_ Zip \_\_\_\_\_ City \_\_\_\_\_ State \_\_\_\_\_ Zip \_\_\_\_\_

**80 MICROCOMPUTING**

P.O. Box 981 • Farmingdale NY 11737

*Everyone had their own reasons for purchasing an 80—here is one owner's story.*

# An Owner's Tale

John Dilbeck  
PO Box 187  
Smyrna GA 30081

**E**ight years ago as a student at Georgia Tech, I was exposed to computer programming for the first time. As a part of my curriculum, I studied the basics of programming in FORTRAN and ALGOL. I was interested and enjoyed the experience, but I never expected to purchase one of those multi-million dollar electronic monsters.

I had not even heard of the BASIC language at that time and, since I chose to discontinue my engineering studies, I was not exposed to programming or operating computers until one day about eighteen months ago.

Then, the Radio Shack TRS-80 came galloping over the horizon. I was reading a Radio Shack catalog and there was a fully assembled, honest-to-goodness computer that could almost understand English.

During the time I was kept waiting for the computer to arrive, I spent my time reading everything I could lay my hands on concerning BASIC, micros,

programming, logic, etc.

It only took about six weeks before I felt that I had control over most of the functions of the Level I system. I was able to write my own programs with ease and had begun to grow tired of hundreds of games of backgammon and blackjack.

## Expanding

I eased on down to my Radio Shack store and asked, "How about getting me the Level II and 16K mods for my 80?" (You can see how fast I was picking up the lingo.)

A few weeks later, I got a call to bring my keyboard to the store. (This was at the height of the Level II backorder situation.) It was a week later that I tried out my new system and I realized that I had a lot of relearning to do.

The first thing I learned was to convert Level I programs into Level II.

I found that the conversion software took care of a lot of the changes, but not everything. For instance, there are not wrap-around graphics in Level II. I had been doing a number of experiments with graphics and had to rewrite extensively some of those programs.

Also, you must DIMension the arrays in Level II. In Level I there is only the A(x) array, but it is limited only by the size of the

memory. The arrays in Level II are also only limited by the size of the memory, if you first set the maximum size of the array by the use of a DIMension statement.

I had just about mastered the Level II editing features (a great improvement over retyping the whole line), when the unexpected occurred.

I went into my office one morning and turned on the computer, and the whole screen filled up with letters, numbers, punctuation and graphics blocks in a random pattern (just as it does if you power off and then back on very quickly). I pressed the reset button and nothing happened. Then, I calmly turned the computer off, counted slowly to ten and powered back on . . . several times! It wouldn't work!

I grabbed the ailing machine and headed for the Radio Shack computer doctor. It was sent to the regional repair center in Atlanta, where they replaced a ROM.

## More Memory

I converted games to the Level II dialect and I credit the problems encountered when translating these games with developing the confidence I now feel when writing my own programs.

While modifying one of my versions of Star Trek, I hap-

pened upon another example of the Fifth Law of Computer Programming, as stated in Terry Kepner's article in the August issue of *Kilobaud Microcomputing*. Any given program will expand to fill all available memory.

By now, I was a raving computer freak. So, I went out and signed some more promises and ordered an expansion interface with 32K of RAM, a line printer and two disk drives.

I ordered these additions in September, 1978; they began arriving in late November. However, Murphy was right! Everything that could go wrong, did. And at the worst possible times.

The directions for connecting two recorders were inaccurate. I made sure that I followed them correctly, stood back, scratched my head a few times, proceeded to reverse the order of the plugs and everything worked fine.

This is a risky thing to do; I really don't recommend this approach.

I bought a recorder controller from Micro-Mega and I am pleased with the product and the response time of this company. I would *not* use a recorder with the TRS-80 without one of these controllers.

## The Printer

It is a wonderful feeling to sit back and watch the computer list its own programs or do re-

The next time I returned the printer, I also sent the keyboard module and the expansion interface. Again, it was returned with the implication that my software was to blame.

Using TRSDOS 2.1, I had a ter-

Once more, I took the printer and both of the drives back to the repair center. One technician said that the stepper motor in drive 0 was defective and ordered a new one. Another technician finally found the real problem, one of the screws was loose and he tightened it. It worked much better, but still my machine was not cured.

Though I've had much trouble, I feel my experiences were the exception rather than the rule. I hope my review will encourage others to enter the world of microcomputing. ■

**Example 2: My printer would only print partial lines.**

## ADVANCED BUSINESS SOFTWARE FOR THE TRS-80

(Now Available For Model II Also)

\* FORECASTING \* RISK ANALYSIS \* U.S. MACRO MODEL

If you're serious about improving your business with a computer, why not use the best business planning software available? Dr. David M. Chereb has made the most powerful and successful business analytical techniques available to micro computer users.

All programs listed below are in Basic, for 32K (or more) disk based TRS-80 systems.

**BUSINESS PLANNING PACKAGE for FORECASTING** - An integrated set of forecasting programs to handle a variety of business forecasting needs from Trend Analysis to Advanced Multiple Regression (100 pg. User Manual) \$99.

**INVESTMENT RISK ANALYSIS** - The major ingredient in any investment is uncertainty. This program accounts for cost changes, shifting revenue streams and interest rate fluctuations. Now you can manage risk. (35 pg. User Manual) \$99.

**U.S. SIMULATION MODEL** - Knowing where the economy is going and how it reacts to government fiscal and monetary actions can save you a lot of money. This is a user oriented economic situation model constructed to professional standards (50 pg. User Manual) \$199.

### NOTICE TO CUSTOMERS:

Because of the tremendous increase in recent orders, our shipping response time has slowed. We are expanding in order to correct this situation. But for the next month our shipping date will average one week after receipt of your order.

To order CALL 213/424-3652, or write to APPLIED ECONOMIC ANALYSIS, 4005 Locust Ave., Long Beach, CA 90807.

✓ 47

DATA BASE MANAGER IDM-IV \$69

You can use it to maintain a data base & produce reports without any programming. Define file parameters & report formats on-line. Features key random access, fast multi-key sort, field arith., label generator, audit log. MOD-II version with more than 50 enhancements \$199.

ACCOUNTS RECEIVABLE ACCT-III \$69

One or more drives. Order entry calculates sales tax, shipping, amount for multiple items. Credit checking, aging, sales analysis, invoices, statements and reports. As opposed to most other A/R, ours can be used by doctors, store managers, etc. MOD-II version \$149.

WORD PROCESSOR 16K \$39 32K \$49 MOD-II \$49

First word processor specifically designed for the TRS-80 that uses disk storage for text. Written in BASIC. No special hardware and text limit. Use for letters, manuals & reports. 32K version features upper/lower case without hardware change and multiple input text files.

MAILING LIST advanced MAIL-V \$59

Fast sort by any field. Multiple labels and reports. 4-digit selection code, new zip code ext., screen input, live keyboard, powerful report writer. MOD-II \$99.

INVENTORY INV-V \$99

9-digit alphanumeric key for fast key random access. Reports include order info, performance summary, etc. Calculate E.O.Q. Powerful report writer. MOD-II \$149.

All programs are on-line, interactive, random access, virtually bug free, documented and delivered on disks. MOD-I requires 32K, DOS. We challenge all software vendors to offer low cost manuals so you can compare and avoid those high-priced undocumented, 'on-memory' programs. Send \$5 for a MOD-I manual and \$10 for MOD-II.

MOD-II programs are extensively modified, guaranteed to run with 1 year newsletter & updates. 10% off for ordering more than 1 MOD-II programs.


**MICRO ARCHITECT** ✓ 54

96 Dothan St., Arlington, MA 02174

## Sirius Systems introduces lower prices to quality drives!

**Remex RFD 4000/8"**  
Floppy Disc Drive  
Double the storage!  
Double sided ...  
Double density!!

**549<sup>95</sup>**



Offers quality and features found in drives costing much more! ■ Single or Double Density ■ Double-Sided Drive ■ Door Lock INCLUDED ■ Write-Protect INCLUDED ■ 180 Day Warranty ■ Compatible with Shugart 850/851 ■ Low Power Operation ensures LONGER LIFE!! ■ Model RFD 4001 offers Data and Sector Separator

### AVAILABLE OPTIONS/ACCESSORIES

- ☐ Dual Drive Power Supply and Cabinet, \$139.95
- ☐ Single Drive Power Supply and Cabinet, \$119.95
- ☐ RFD 4000 Manual, \$5.95
- ☐ Interface Manual, \$2.95
- ☐ Drive Cabinet, \$29.95
- ☐ RFD 4001, \$564.95

### SIRIUS 80plus

The Perfect Add-On for your TRS-80\*

- Comes complete ready to plug in and run!
- Sins track to track



SIRIUS 80+1 (Single Head) **\$349<sup>95</sup>**

SIRIUS 80+2 (Dual Head) **\$419.95**

\*TRS-80 © Tandy Corp.

### MPI-51/52

A Great Reliable Mini-Drive!

- Fast! Sins track to track access
- Exclusive Pulley-Band Design
- Unique Door/Ejector Mechanism
- Reliable 1 1/2 % Speed Stability




MPI-51 (Single Head) **\$259<sup>95</sup>**

MPI-52 (Dual Head) **\$349.95**

**Remex 1000B**  
If you've been looking for a less expensive floppy disc drive, but not wanting to sacrifice quality—your search is over!

**419<sup>95</sup>**



VOLUME DISCOUNTS AVAILABLE

You get both in the Remex 1000B! For only \$419.95 look at what you get: 8" Floppy Drive ■ Single or Double Density ■ Hard or Soft Sectoring ■ Media Protection Feature ■ Single Density Data Separator ■ 180 Day Factory Warranty

### AVAILABLE OPTIONS/ACCESSORIES

- ☐ Door Lock, \$19.95
- ☐ Dual Drive Power Supply, \$91.95
- ☐ Interface Manual, \$2.95
- ☐ Write-Protect, \$19.95
- ☐ Single Drive Power Supply, \$69.95
- ☐ Interface Adapter, \$12.95
- ☐ Connectors, \$9.95
- ☐ Drive Cabinet, \$24.95

(Remex to Shugart)

		P.O. Box 9748, Knoxville, TN 37920 Phone Orders accepted 9AM-7PM (E.S.T.) 615/577-1072	
NAME _____		CARD # _____	
ADDRESS _____		EXPIRATION DATE _____	
CITY _____ STATE _____ ZIP _____		CARDHOLDERS SIGNATURE _____	
Add \$7.00 per Drive for Shipping/Handling Tennessee residents add 6% sales tax Foreign orders add 10% (payment in U.S. currency only)			

*With a modem and RS232 your 80 can talk to the world—if you can afford the phone bill.*

# Computer Bulletin Boards

Jim Cambron  
PO Box 10005  
Kansas City, MO 64111

One of the fastest growing uses of microcomputers these days is for exchanging information between computers

over the phone.

Private companies for a fee will let you access their computers to run programs, games and the like, or find a wealth of information, ranging from the latest sports scores from United Press International, to finding which restaurant in Cleveland offers the best service. There is an alternative to such national enterprises and one may be up and running in your town!

Computer bulletin boards, also known as electronic message systems or electronic mailboxes, supported by local clubs, retailers and individual hobbyists are simple systems permitting the user to enter and retrieve messages.

Several bulletin board software sources are available for Radio Shack's TRS-80. One of the most useful is the Forum-80 package offered by Bill Abney, Kansas City, MO. Abney has organized a network of operators who regularly receive updates of the system software as well as suggest software improvements to the Forum-80 package. One of the latest—not yet available on all

systems—allows a user to download a BASIC program from the Forum-80 to your TRS-80 (or other micro) using ST 80 D or another terminal program with similar downloading features.

Although every bulletin board has its own personality, as you will soon find out, there is almost total standardization of serial word length, parity, stop-start bits and baud rates. This means that you can program your RS-232 board as described in Table 1 and communicate with nearly every bulletin board in the country.

## What Do You Need?

To access a bulletin board

WORD LENGTH = 7 bits (8 bits for TRS-80 Graphics)  
PARITY = even, no parity.  
STOP BITS = 1 stop bit

Table 1.

Table 2

TYPE	NAME	PHONE NUMBER		
ABBS	A.C.E.S. FT. LAUDERDALE FL.	(305) 566-0805	ABBS	RAINBOW COMPUTING LOS ANGELES (213) 349-5728
ABBS	AKRON DIGITAL GROUP	(216) 745-7855	ABBS	SAN ANTONIO TX (512) 657-0779
ABBS	ABBS ATLANTA ATLANTA GA.	(404) 953-0723	ABBS	SAN FERNANDO VALLEY CA. (213) 340-0135
ABBS	ABBS BOSTON BOSTON MA	(617) 354-4682	ABBS	WEST PALM BEACH FLA. (305) 689-3234
ABBS	CALL APPLE VANCOUVER WA.	(206) 524-0203		BILLBOARD 80 SAN JOSE CA. (408) 263-0248
ABBS	CCNJ POMPTON PLAINS N.J.	(201) 835-7228	CBBS	ATLANTA, GA. (404) 394-4220
ABBS	ABBS CHICAGO CHICAGO IL	(312) 622-9609	CBBS	BOSTON MA. (617) 963-8310
ABBS	COMPUTER COMPONENTS LAWDALE	(213) 371-1660	CBBS	CHICAGO IL. (312) 528-7141
ABBS	COMPUTER COMPONENTS WESTMIN.	(714) 898-1984	CBBS	DETROIT MICH. (313) 288-0335
ABBS	COMPUTER FORUM BUENA PARK	(714) 739-0711	CBBS	NW PORTLAND ORE. (503) 646-5510
ABBS	COMPUTER LAB MEMPHIS TN	(901) 761-4743	CBBS	SAN FERNANDO LOS ANGELES (213) 843-5390
ABBS	COMPUTER MERCHANT SAN DIEGO	(714) 582-9557	CBBS	WASHINGTON D.C. (703) 281-2125
ABBS	COMPUTER STORE SANTA MONICA	(213) 394-1505	CMMS	CMMS CHICAGO (312) 925-0259
ABBS	COMPUTER WORLD IRVINE CA.	(714) 751-1422	COMM-80	COMM-80 ORANGE CO. CALIF. (714) 526-3687
ABBS	DALLAS DALLAS TX	(214) 634-2775	COMPUSYST.	COMPUSYSTEMS COLUMBIA S. CAR. (803) 771-0922
ABBS	FT. WALTON BEACH DESTIN FL.	(904) 243-1257	FORUM-80	FAMILY HISTORIAN FORUM VA. (703) 978-7561
ABBS	HAWTHORNE HAWTHORNE CA	(213) 675-8803	FORUM-80	DALLAS TEXAS (214) 288-4859
ABBS	HOUSTON HOUSTON TX	(713) 977-7019	FORUM-80	DUNSTABLE MASS. (617) 649-7097
ABBS	ILLINI MICROCOMP. NAPERVIL. IL	(312) 420-7995	FORUM-80	FORT WORTH TEXAS (817) 923-0009
ABBS	KORSMEYER ELECT. HUNTINGTON	(714) 962-7979	FORUM-80	KANSAS CITY, MO (816) 861-7040
ABBS	MARINA DEL REY MARINA DEL REY	(213) 821-7369	FORUM-80	MEMPHIS TENN. (901) 276-8196
ABBS	MIAMI MIAMI FL.	(305) 821-7401	FORUM-80	ENGINEER-80 OLATHE (913) 764-1520
ABBS	NEW YORK LONG ISLAND N.Y.	(212) 448-6576	FORUM-80	ORANGE COUNTY SANTA ANA CA (714) 730-1206
ABBS	PCNET SAN FRANCISCO CA.	(415) 948-1474	FORUM-80	PRINCETON NEW JERSEY (201) 874-6833
ABBS	PEOPLES MESSAGE SYST. SANTEE	(714) 449-5689	FORUM-80	SAN FRANCISCO (415) 348-2139
ABBS	PERIPHERALS UNLIMITED SIG.	(213) 424-3506	FORUM-80	WICHITA, KANSAS (316) 746-2078
ABBS	PERSONAL COMPUTERS OF CHIC.	(312) 337-6631	FORUM-80	WICHITA FALLS TEXAS (817) 855-3916
ABBS	ABBS PHOENIX	(602) 957-4428		MUSE CO., PARKVILLE MD. (301) 661-8962/63
				NEW ENGLAND COMP. SOC. (617) 897-0346
				POTOMAC MICRO MAGIC VA. (703) 750-0930
				REMOTE NORTH STAR ATLANTA (404) 939-1520
				S. JERSEY ELECT MAIL SYST. (201) 457-0893

system, you need a Level II TRS-80, an expansion interface with an RS-232 board installed, a modem and a software program. The program must organize the communication between the keyboard, CRT and the serial port.

This program can be written in BASIC, although it is far more efficient to write a machine language program to do the job. An example of such a program in Z-80 code for the TRS-80 is found in Program Listing 1. The concept is simple and you should be able to write a similar program for your system.

The idea is to constantly scan the serial port and the keyboard for an input from the outside world. If a byte is received from the keyboard, it is sent to the serial port. If a byte is received by the serial port, then it is displayed on the CRT or printed.

Once you have written or purchased a terminal program, you are ready to call a bulletin board. With the serial port set up as described in Table 1, pick up the

telephone receiver and call the nearest bulletin board system (see Table 2). When the other end answers, you should hear a tone on the line.

Set your modem on Originate as described in the instruction manual. If all goes well, some sort of message will appear on your CRT/printer. If not, press your carriage return key several times until the distant system responds.

The bulletin board system may ask you some mysterious questions like 'DO YOU NEED LINEFEED?' and 'DO YOU NEED NULLS?' (0 TO 50) Answer 'N' to the linefeed question.

If you are using a printer with your TRS-80, slower than 300 baud, answer the NULLS question with an appropriate number between 1 and 50. If the number you enter is too small, the first characters in each line will not print because the head of your printer is in the process of a carriage return while those characters are being sent.

By entering a large enough

GRAPHICS MESSAGE. BE SURE TO START THE SUBJECT LINE WITH (G) FOR THE PROTECTION OF THE NON-GRAPHICS USER.

S (SUMMARY OF MESSAGES IN SYSTEM)	L (LOG ON AGAIN)
Q (QUICK SUMMARY OF MESSAGES)	E (ENTER A MESSAGE)
H (HELP WITH SYSTEM OPERATION)	R (RETRIEVE MESSAGES)
I (INFORMATION ABOUT SYSTEM)	K (KILL A MESSAGE)
P (PROTECTED MESSAGE RETRIEVAL)	U (USERS LOG)
O (OTHER SYSTEM PHONE NUMBERS)	N (NULLS CHANGE)
T (TERMINATE CONNECTION)	G (GRAPHICS INFO)
F (FLAGGED MESSAGE RETRIEVAL)	C (CHANGE L/F SWITCH)

MESSAGE RETRIEVAL IS ENTERED USING THE 'R' COMMAND. YOU WILL BE ASKED IF YOU WISH SELECTIVE RETRIEVAL. AS IN THE SUMMARY, ANSWERING YES WILL ALLOW YOU TO SEE ONLY THE MESSAGES WHICH MEET YOUR SEARCH CRITERIA. IN BOTH REGULAR MULTIPLE RETRIEVAL AND SELECTIVE MULTIPLE RETRIEVAL YOU WILL BE ASKED FOR THE STARTING AND ENDING MESSAGE NUMBERS. THIS ALLOWS YOU TO RETRIEVE OR SEARCH A SPECIFIC RANGE OF MESSAGES. HITTING C/R FOR STARTING MESSAGE NO. DEFAULTS TO THE BEGINNING OF THE FILE AND FOR THE ENDING MESSAGE NO. DEFAULTS TO THE END OF THE FILE. IF YOU ANSWER NO (OR C/R) TO THE MULTIPLE RETRIEVAL QUESTION YOU WILL BE IN SINGLE RETRIEVAL MODE. THE SYSTEM WILL RETRIEVE EACH MESSAGE AS YOU ENTER THE NUMBER. AT THE END OF A MULTIPLE RETRIEVAL YOU ARE RETURNED TO SINGLE RETRIEVAL MODE. TO RETURN TO COMMAND MODE HIT C/R.

MESSAGE ENTRY IS ACCOMPLISHED WITH THE 'E' COMMAND. THIS FUNCTION IS SELF PROMPTING. YOU ARE ALLOWED 16 LINES OF 63 CHARACTERS EACH. THE ONLY CONTROL CODES RECOGNIZED IN MESSAGE TEXT ENTRY ARE:

CONTROL 'H' - (LEFT ARROW) BACKSPACE AND DELETE ONE CHARACTER.  
CONTROL 'I' - (RIGHT ARROW) TABS RIGHT IN 8 SPACE INCREMENTS.  
CONTROL 'X' - (SHIFT LEFT ARROW) DELETES THE ENTIRE LINE.

SUMMARY IS ENTERED USING THE 'S' COMMAND. YOU WILL BE ASKED IF YOU WISH A SELECTIVE SUMMARY. ANSWERING YES TO THIS WILL ALLOW YOU TO SEE A SUMMARY OF ONLY THE MESSAGES WHICH MEET

Table 3. Forum-80 Operating Instructions.

PASSWORD PROTECTED MESSAGES ARE ENTERED USING THE NORMAL MESSAGE ENTRY ROUTINE (COMMAND 'E'). WHEN PROMPTED TO ENTER THE 'SUBJECT:', THE FIRST 3 CHARACTERS ENTERED SHOULD BE: (P) (THE P MUST BE UPPER CASE !). THIS SHOULD BE FOLLOWED BY YOUR PASSWORD (NO SPACE BETWEEN 'P' AND THE FIRST CHARACTER OF YOUR PASSWORD !). ALL CHARACTERS FOLLOWING (P) UP TO THE FIRST SPACE WILL BE CONSIDERED AS YOUR PASSWORD. PROTECTED MESSAGES ARE RETRIEVED USING THE PROTECTED MESSAGE RETRIEVAL ROUTINE WHICH IS ENTERED BY COMMAND 'P'. THE MESSAGE CANNOT BE BE RETRIEVED WITHOUT THE CORRECT PASSWORD.

#### CONTROL CHARACTERS RECOGNIZED BY THE SYSTEM:

- 'D' - DELETES THE GREETING PAGE & COMMAND LIST UPON ENTERING THE SYSTEM. RECOGNIZED ONLY IN THE PAUSE AFTER ANSWERING THE LINEFEED QUESTION.
- 'S' - STOPS CURRENT FUNCTION AND PROMPTS FOR NEW COMMAND. ACTIVE IN SUMMARY, MESSAGE RETRIEVAL, USER LOG, HELP AND INFORMATION ABOUT SYSTEM.
- 'P' - PAUSES AND ALLOWS 2 MIN TO STUDY SCREEN. TO CONTINUE HIT ANY CHARACTER. ACTIVE WHEN 'S' IS.
- 'N' - USED ONLY IN MULTIPLE MESSAGE RETRIEVAL. SKIPS THE MESSAGE CURRENTLY PRINTING & GOES IMMEDIATELY TO THE NEXT MESSAGE IN SEQUENCE.

NOTE: THESE ARE UPPER CASE ALPHABETICAL CHARACTERS, NOT CONTROL CODES !

TO RECEIVE GRAPHICS YOU MUST MODIFY YOUR R.S. TERM PROGRAM TO INITIALIZE WITH 8 BIT CHARACTERS AND TO ACCEPT AND TRANSMIT ALL 256 POSSIBLE CHARACTER CODES. THIS CAN BE DONE BY LOADING YOUR TERM PROGRAM INTO MEMORY ALONG WITH TBUG OR RSM. MAKE THE FOLLOWING CHANGES. THEN PUNCH A NEW TAPE. (DISK USERS WILL FIND IT CONVENIENT TO USE DEBUG TO MAKE THE CHANGES, RETURN TO DOS AND CREATE A NEW DISK FILE WITH TAPEDISK.)

CHANGE ALL THE FOLLOWING ADDRESSES TO CONTAIN THE BYTE SHOWN:

5010 = B1	5018 THRU 5020 = 00
50B1 = D3	50B7 = 3E
50B2 = E8	50B8 = 55
50B3 = 3E	50B9 = D3
50B4 = E5	50BA = E9
50B5 = D3	50BB = C9
50B6 = EA	

REMEMBER, WHEN OPERATING IN GRAPHICS MODE, YOU MUST ENTER THE FORUM-80 BY HITTING THE 'G' KEY, NOT C/R. WHEN ENTERING



# Adventure International

Proudly Announces  
**GALACTIC EMPIRE**  
by Doug Carlston  
(For The TRS-80 Level 2 16K)

Beyond all Star Trek programs! This real time simulation pits you and your puny fleet against an entire galaxy. Traveling at sublight speeds, assisted by your executive officers you must carve out a Galactic Empire. As system after system is conquered you'll add to your growing fleet, but be careful to plan far enough in advance or ships and populations may revolt! You'll have 1000 years to accomplish your mission, but be warned, few mortals are able to outlive a millennium!

Available now for \$14.95 from the company that brought you Adventures. Write for free flyer or ask for it at your local computer dealer.

Adventure International ✓97  
Box 3435  
Longwood, FL 32750  
Visa/MC orders, call (305) 862-6917

YOUR SEARCH CRITERIA. FOR EXAMPLE, IF YOU WANT A SUMMARY OF ALL THE MESSAGES PERTAINING TO THE TRS-80, YOU WOULD SEARCH THE F(ROM) FIELD FOR THE STRING 'TRS-80'. IF YOU DO NOT WANT TO SEARCH THE FILE THEN ANSWER 'N' OR JUST C/R. IN BOTH SELECTIVE AND NORMAL SUMMARY YOU WILL BE ASKED FOR A STARTING MESSAGE NUMBER. ENTERING THE NUMBER OF THE LAST MESSAGE YOU HAVE SEEN WILL GIVE YOU A SUMMARY OF ALL MESSAGES SINCE YOUR LAST CALL OR HITTING C/R WILL GIVE SUMMARY OF THE ENTIRE FILE.

FLAGGED MESSAGE RETRIEVAL IS ACCOMPLISHED AS FOLLOWS:

1. ENTER THE REGULAR SUMMARY WITH COMMAND 'S'
2. AS EACH MESSAGE HEADER IS PRINTING, DECIDE IF YOU WISH TO SEE THAT MESSAGE.
3. AFTER THE HEADER HAS COMPLETED PRINTING, IF YOU WISH TO SEE THAT MESSAGE, HIT 'F' ANYTIME DURING THE PRINTING OF THE NEXT HEADER.
4. AFTER YOU HAVE FINISHED THE SUMMARY AND RETURNED TO THE COMMAND MODE, USE COMMAND 'F' TO RETRIEVE THE FLAGGED MESSAGES.

number to the NULLS question, you force the bulletin board system to send null bytes (00 hex) while your printer is executing a return.

### Using the Bulletin Board

The bulletin board now prints a greeting and asks you your name. Use your given name; it's important. Many of the bulletin boards scan the name inputted and compare it to the TO field of messages in the system. The board indicates to the person signing on that there is a

message for him awaiting retrieval. Signing on as "KLEM CADIDDLEHOPPER" defeats the whole purpose of bulletin board systems.

Once you tell the system who you are, you can access the various functions of that particular system. A summary of functions for the Forum-80 bulletin board systems is given in Table 3.

If, after calling the system, you get lost, press your RETURN key several times to get back to the FUNCTION mode. Then enter an H for HELP! This function explains how to use the system. If you are totally lost, enter a T or G or EXIT, while in the FUNCTION mode, and the bulletin board system will disconnect.

*Do not hang up on a bulletin board system!* Although the software is, in many cases, written to handle the user who just hangs up, hanging up could cause a system crash putting it out of service for many other users!

### Conclusion

In closing, if you have any problems communicating with a bulletin board system, consult your local computer club, bulletin board SYSOP or computer store. All these sources are willing to help you.

I would like to thank Bill Abney for information he provided about Forum 80. I am thankful to Hank Damm and the guys at the Kansas City Radio Shack Computer Center for their support. ■

### Addendum

In the last couple of weeks, there has been a substantial improvement in the Forum 80 software. By the time this article is published, many Forum 80 systems will be using this new software. Readers can now obtain a *Forum 80 3.0 Users Guide*, which describes in detail how to use the Forum 80 to the best advantage, by sending a SASE with at least 30 cents postage affixed thereto to:

3.0 Users Guide  
Forum 80 Headquarters  
7600 E. 48th St. Terrace  
Kansas City, MO 64129

### Program Listing 1. TRS-80 Terminal Program

```

00100 :      SIMPLE MACHINE LANGUAGE TERMINAL PROGRAM FOR THE
00110 :      RADIO SHACK TRS-80 MICROCOMPUTER.  WRITTEN BY
00120 :      JIM CAMERON P.O. BOX 10005 KANSAS CITY, MO 64111
00130 :      REQUIRES EXPANSION INTERFACE AND RS-232 BOARD!!!
00140 :
00150 :      1. PROGRAM INITIALIZATION
00160 :
00170 :      ORG 7F90H  ; FIRST INSTRUCTION IS AT 7F90H
00180 :      EQU 2BH   ; TRS-80 KEYBOARD SCAN ROUTINE
00190 :      EQU 33H   ; IN BASIC ROM IS AT LOCATION 2BH
00200 :      EQU 33H   ; TRS-80 VIDEO DISPLAY ROUTINE
00210 :      EQU 33H   ; IN BASIC ROM IS AT LOCATION 33H
00220 :
00230 :      NOTE TO NON TRS-80 USERS... TO RUN THIS PROGRAM
00240 :      YOUR Z-80 MICRO. PLUG YOUR KEYBOARD AND
00250 :      VIDEO ROUTINES INTO THE ABOVE EQUATES...
00260 :
00270 :      THE ACTUAL PROGRAM STARTS HERE
00280 :
00290 :      LD SP,0000H  ; SET STACK POINTER
00300 :      LD A,2BH    ; CLEAR SCREEN
00310 :      CALL CRT     ; (HOME AND CLEAR SCREEN)
00320 :      LD A,31D    ;
00330 :      CALL CRT     ;
00340 :      LD A,14D    ; TURN ON CURSOR
00350 :      CALL CRT     ; CHARACTER
00360 :      OUT (0EAH),A ; RESET RS-232
00370 :      LD A,55H    ; SET BAUD RATE (55H = 300 BAUD)
00380 :      OUT (0EAH),A ;
00390 :      LD A,0A5H   ; INITIALIZE FOR THE
00400 :      OUT (0EAH),A ; CORRECT BIT COUNT
00410 :      ; AND PARITY ETC.
00420 :      ; 0A5H = 10100101 BINARY
00430 :      ; SEVEN BIT REGULAR
00440 :      ; MODE.
00450 :      ; 0EAH = 11100101 BINARY
00460 :      ; EIGHT BIT GRAPHIC
00470 :      ; MODE.
00480 :
00490 :      2. THE TERMINAL SCAN LOOP
00500 :
00510 :      CALL INPUT    ; CALL THE INPUT ROUTINE
00520 :      CALL OUTPUT   ; CALL THE OUTPUT ROUTINE
00530 :      JR LOOP       ; THEN DO IT AGAIN. ....
00540 :
00550 :      3. THE INPUT ROUTINE
00560 :
00570 :      IN A,(0EAH)   ; IS THE UART READY TO
00580 :      ; RECIEVE A BYTE?
00590 :      BIT 7,A       ; CHECK BIT SEVEN TO SEE
00600 :      RET Z         ; RETURN IF NOTHING THERE
00610 :      IN A,(0EAH)   ; LOAD BYTE INTO A REG.
00620 :      JR Z,INPUT    ; IF ZERO, TRY ANOTHER
00630 :      CALL CRT      ; OTHERWISE, DISPLAY BYTE!
00640 :      JR INPUT      ; THEN GET ANOTHER BYTE...
00650 :
00660 :      4. THE OUTPUT ROUTINE
00670 :
00680 :      CALL KBD      ; CHECK THE KEYBOARD...
00690 :      OR A          ; ANYTHING??
00700 :      RET Z         ; NO, RETURN.
00710 :      PUSH AF       ; SAVE THE A AND F REGS.
00720 :      IN A,(0EAH)   ; IS THE UART READY???
00730 :      BIT 6,A       ; IF NOT, THEN
00740 :      JR Z,SEND     ; LOOP BACK & TRY AGAIN.
00750 :      POP AF        ; RESTORE A AND F REGS.
00760 :      OUT (0EAH),A  ; OUTPUT BYTE TO UART,
00770 :      RET           ; AND RETURN TO LOOP.
00780 :
00790 :      END START    ; END OF PROGRAM....
00800 :
00810 :      TOTAL ERRORS
00820 :      CRT 0033 00200 00310 00330 00350 00630
00830 :      INPUT 7F84 00570 00510 00620 00640
00840 :      KBD 002E 00180 00680
00850 :      LOOP 7FAC 00510 00530
00860 :      OUTPUT 7FC2 00680 00520
00870 :      SEND 7FC8 00720 00740
00880 :      START 7F90 00290 00800

```

## PRINTROL

for the TRS-80<sup>1</sup> LINE PRINTER - 1

- > FIVE SELECTABLE PRINT DENSITIES  
One variable, from 10/in to 22/in (approximate)  
Four constant, user adjustable
- > TWO WIRES TO PRINTER CIRCUIT BOARD

KIT - \$59  
check or money order

ASSEMBLED - \$89  
Pa residents, add 6%

THE HARDWARE COMPANY ✓ 248  
5601 PENN AVE A23  
PITTSBURGH, PA 15206

<sup>1</sup>TRS-80<sup>®</sup> registered trademark of the Tandy Corp.

## Hyperlight Patrole Hyperlight Patrole

Space battle game with three dimensional viewing screen, graphics & sound.  
The ultimate in space battle games for the Level II 48K disk only.  
Requires one disk and is self loading.

**\$19.95**

Money and cash orders sent out the same day.

### Fantastic Software

3305 W. Spring Mt. Rd.  
Suite 49 ✓ 224  
Las Vegas NV 89102

## SOFTWARE CPU<sup>tm</sup>

Machine language modules linking with TBUG

**Super STEP:** Single-step/TRACE/Disassembler for TBUG, the successor of TSTEP with the features of EMU, and more! Variable speed TRACE mode lets you run any Z80 machine language program under total control, absolutely invaluable for analysis or debugging.

- Disassembler posts Z80 mnemonic in scrolling field.
- Single-stepper displays selectable before/after Z80 Programming Models, stack elements and flag status.
- Variable speed TRACE mode animates Z80 Models and Disassembler under dynamic user control.
- Intelligent RAM Window Shows selected local RAM environments or user designated RAM area.
- Foreground/background breakpointing.
- Implicit keypad includes Backspace, Relative space, Block RAM displays, local editing, faster \*P and \*L, CLEAR, more.
- Super TLEGS relocates for total address space access.

Direct or single-step execution of CALLs and RSTs, fully independent display suppression, big booklet of instructions and examples. Super STEP is a Z80 Software CPU<sup>tm</sup>.

16K Level II TRS-80, TBUG required. No. BL 0 \$19.95

**EMU 02:** Software emulation of the 6502 microprocessor. TBUG displays byte, EMU takes it from there. Now you can write, debug and execute 6502 programs on your TRS-80.

- Disassembler posts 6502 mnemonic in scrolling field.
- Single-stepper displays 6502 Processor Model, stack, flag status in before/after form.
- 4-Speed TRACE mode animates 6502 models, activates a keyboard scan port accessible to 6502 instructions.
- Fast interpretive RUN mode for realistic execution.
- Implicit keypad with Backspace, Relative space, more.

How to have a 6502 without having a 6502! Compare, contrast, learn a powerful programming language distinct from Z80 or BASIC, read Apple, PET code. A 6502 Software CPU<sup>tm</sup>.

16K Level II TRS-80, TBUG required. No. BL 1 \$24.95

**Super TLEGS:** Onboard relocater for TBUG, TSTEP, Super STEP.

16K Level II TRS-80, TBUG required. No. LL 0 \$9.95

**TSTEP:** Single-stepper for TBUG, totally refines your Z80.

16K Level II TRS-80, TBUG required. No. LL 1 \$11.95

Include .75 each postage, CA add 6%

ALLEN GELDER SOFTWARE  
Box 11721 Main Post Office  
San Francisco, CA 94101

TRS-80, TBUG <sup>tm</sup> Radio Shack/Tandy Corp.  
Software CPU <sup>tm</sup> Allen Gelder Software. ✓ 79

# For Your TRS-80\*

DUAL DISK-32K  
BUSINESS SYSTEM

## QUALITY DTI PAYROLL

No. 410

DATA TRAIN'S many years of small business computer experience in accounting program products brings to your business all of the quality features, functions, screen displays, standard reports, user designed reports and operator reference manuals; allowing you to efficiently manage the payroll of your company.

- 50 employees per mini-disk.
- Runs in all states.
- You maintain the P/R product without programming.
- Flexible, easy to use.
- No maintenance fees.

**\$235.**

Product Info &  
License/Order  
Form.

FROM.....

**DATA TRAIN INC.**

PHONE

(503) 476-1467 ✓ 44

840 N.W. 6th STREET, SUITE 3  
GRANTS PASS, OREGON 97526

### Available Soon-

- General Ledger Accounting
- Accounts Payable
- Accounts Receivable
- Fixed Asset Accounting

\*Trademark Radio Shack, Div Tandy Corp.

### LOWER CASE & GRAPHIC SYMBOLS GENERATOR KIT FOR TRS-80<sup>™</sup> CG 16 \$94.50



TRUE 2 LINE DECENDER LOWER CASE, ELECTRONIC SYMBOLS, THIN LINE GRAPHICS, GAME SYMBOLS, TEXTURED BACKGROUNDS AND MANY MORE. DEMO CASSETTE IS INCLUDED. FULLY ASSEMBLED WITH DETAIL INSTRUCTION FOR EASY INSTALLATION. REQUIRES ELECT PENCIL TYPE L.C. MOD OR ORDER MEMORY AND SWITCH KIT, SMK, FOR \$18.50

### SYNCHRONOUS DATA SEPARATOR FOR DISK USERS. SDS \$34.50

THE SYNCHRONOUS DATA SEPARATOR WILL ELIMINATE 100% OF THE SOFT READ ERRORS AND SPEED UP DISK ACCESS TIME BY ELIMINATING RETRIES BY THE DISK CONTROLLER

THE SDS PLUGS INTO THE DISK CONTROLLER'S SOCKET AND HAS ONLY TWO WIRES TO CONNECT. NO TRACES HAVE TO BE CUT. IT IS THE MOST RELIABLE AND ACCURATE DATA SEPARATOR AVAILABLE.

ADD \$2.50 FOR S. & H. CALIF. RES. ADD 6% SALE TAX  
SEND CHECK OR MONEY ORDER TO

G.P. ASSOCIATES ✓ 203  
P.O. BOX 22822, SACRAMENTO,  
CA 95822

TRS-80 IS A TRADE MARK OF TANDY CORP.

## Got a fast 80? Use these modifications to speed up your DOS.

# FASTDOS

Maynard B. Neher, Ph.D.  
Battelle Columbus Division  
505 King Avenue  
Columbus, OH 43201

The August 1979 issue of *Microcomputing* (page 138) carried an article describing a simple modification which speeds up the TRS-80 by 50 percent.\* However, the faster clock speed, 2.66 MHz, provided by this modification is incompatible with TRSDOS, the disk operating system software for the TRS-80.

The problem is that the floppy disk controller chip requires a delay of at least 20 microseconds after an instruction is loaded into the command register before the status register con-

tains a valid status word. At 2.66 MHz the system software provides only about 15 microseconds delay.

TRSDOS 2.2 or 2.3 can operate at the regular speed of the TRS-80 (1.77 MHz clock rate) as well as at the faster speed with certain changes. Two system modules require modification, the bootstrap loader (BOOT), and the resident system module (SYSO). TRSDOS contains no provisions for these software modifications. However, a monitor system for the TRS-80, RSM-2D, allows alteration of TRSDOS. RSM-2D is available from Small Systems Software, Newbury Park, CA. Any system that permits disk modifications without regard for the protection status of the modules could be used.

Following the instructions, provided with the RSM-2D monitor load a copy of RSM-2D on your TRSDOS disk and execute it. You can also load RSM-2D and execute it directly from the RSM disk and then the TRSDOS diskette can be inserted into the drive. RSM-2D will operate only at 1.77 MHz.

### BOOT Modification (Sector 0)

Load BOOT with RSM's load

command at address 5000:

None of the other system modules (SYS1 to SYS6) include any disk I/O and consequently do not require any changes.

However, two system utilities, BACKUP and FORMAT will not operate at the faster clock speed. So far, I have not been able to modify them even when

L 0 5000 1 (BOOT is in Sector 0)

Use RSM's EDIT command to alter locations according to Table 1.

Location	Old Contents	New Value
5091	F1	EE
50BB	F5 (PUSH BC)	CD (CD (CALL 42F9)
50BC	F1 (POP BC)	F9
50BD	F5 (PUSH BC)	42
50BE	F1 (POP BC)	00 (NOP)
50ED	54 "T"	0D CR
50EE	45 "E"	17
50EF	40 "M"	E8
50F0	0D "CR"	44 "D"
50F1	17	49 "I"
50F2	E8	53 "S"
50F3	44 "D"	4B "K"
50F4	49 "I"	20 "Space"
50F5	53 "S"	45 "E"
50F6	4B "K"	52 "R"
50F7	20 "Space"	52 "R"
50F8	45 "E"	0D "CR"
50F9	52 "R"	C5 (PUSH BC)
50FA	52 "R"	06 (LD B, 06H)
50FB	4F "O"	08
50FC	52 "R"	10 (DJNZ \$-2)
50FD	0D "CR"	FE
50FE	EB Garbage	C1 (POP BC)
50FF	5F	C9 (RET)

Finally, write the modified BOOT back to the disk using RSM's save command:

\$ 0 5000 1

Table 1. BOOT Modification (Sector 0).

\* The simple switch modification is not entirely satisfactory. Switching from one speed to the other (in either direction) causes the system to hang fairly frequently. At least two commercial speed change kits are available that avoid this problem. One is a switch operated modification, the second is operated by software. Three of our TRS-80s at Battelle use the commercial switch operated speed change kit.

inserting delays where apparently needed. I would appreciate hearing from anyone that is able

to find the key "append-to," making these routines operate at the faster clock speed ■

#### SYSO Modification (Sectors 5-19)

Load SYSO into memory at 5000 using RSM's load command:

L 5 5000 15

Use RMS's EDIT command to modify locations according to Table 2.

Location	Old Contents	New Value
51EC	1C	F3 (DI) (Delay Subroutine)
51ED	1F	C5 (PUSH BC)
51EE	1E	06 (LD B, 10H)
51EF	1F	10
51F0	1E	10 (DJNZ \$-2)
51F1	1F	FE
51F2	1E	C1 (POP BC)
51F3	1F	C9 (RET)

5293	C5 (PUSH BC)	CD (CALL 45F3)
5294	C1 (POP BC)	F3
5295	C5 (PUSH BC)	45
5296	F3 (DI)	C5 (PUSH BC)

Write the modified code back to disk with RSM's save command:

\$ 5 5000 15

Table 2. SYSO Modification (Sectors 5-19).

## TRS-80® CP/M® & CBASIC® BUSINESS SOFTWARE

LOW-COST MOD II DISK EXPANSION

... over 610,000 bytes/disk with our CP/M... plus many other features.

Find out why ours is the **Better Business Buy!**

Model II CP/M (rel. 2.0) ..... \$250.00  
Model I CP/M (re. 1.5) ..... 150.00  
CBASIC ..... 95.00

**APH (Automated Patient History)..... 175.00**

### RESIDENTIAL PROPERTY ANALYSIS

system ..... 300.00  
MAGIC WAND® Word Processor .... 400.00  
RM COBOL® (Z80 code) ..... 750.00

Osborne & Assoc. CBASIC source programs—  
O&A Payroll w/Cost Accounting. .... \$250.00  
O&A Accts. Rec./Accts. Payable ... 250.00  
O&A General Ledger w/Cash Journal. 250.00  
O&A CBASIC books for above (each).... 20.00

Send 30¢ SASE for CP/M Users Group software list & free "CP/M Primer".

- \* MAGIC WAND is a registered trademark of Small Business Applications, Inc.
- \* RM COBOL is a registered trademark of Ryan McFarland Corp.
- \* TRS-80 is a registered trademark of Radio Shack, a Tandy company.
- \* CP/M is a registered trademark of Digital Research.
- \* CBASIC is a registered trademark of Software Systems.



(714) 848-1922


8041 NEWMAN AVENUE • SUITE 208 • HUNTINGTON BEACH, CALIFORNIA 92647



## AUTHORIZED

**Radio Shack®** DEALER A301

COMPUTER SPECIALISTS



**10%  
DISCOUNT  
Off  
List**

**64K 1 Drive  
\$3499.00**

Popular 16K Level II System ..... \$ 722.00  
26-1145 RS-232 Board ..... 84.00  
26-1140 "O" K Interface ..... 254.00  
26-1160 Mini Disk ..... 424.00  
26-1171 Telephone Modem ..... 169.00  
Fast 100 CPS Centronics 730 Printer ..... 750.00  
Highly Reliable Lobo 5 1/4" Drives ..... 375.00  
Versatile Lobo Interface, 8" Drives  
and IMI Hard Drives ..... Call For Prices

**15%  
DISCOUNT  
Off  
List**

**4K Level II  
\$527.00**

No Taxes on Out Of State Shipments

Immediate Shipment From Stock.

**MICRO MANAGEMENT SYSTEMS, INC.  
DOWNTOWN PLAZA SHOPPING CENTER**

115 C SECOND AVE. S.W. ✓72  
CAIRO, GEORGIA 31728  
912-377-7120

Full Factory Warranty on All Items Sold.

VISA, Master Charge and COD's, Add 3 %

*Use this elegant program to help design video layouts and utilize them in your programs.*

# Etch-A-Screen

James K. Shrum  
4318 Pathfinder Avenue  
Cheyenne, WY 82001

**T**hough graphic displays are one of the most interesting attributes of personal micro-computing, producing them on a TRS-80 from scratch can be an exhausting exercise in frustration.

First, you must plot the display on the planning worksheet, construct equations for the proper locations, formulate the FOR-NEXT loops, write the program statements. Run them... adjust them. Run the program again... readjust it. Run it once more... still more readjustments... There's gotta be a better way!

There is! Remember the children's toy on which you drew pictures by turning knobs? With a little bit of effort, we can construct a Level II BASIC program that will do that and even more. It will give us real-time keyboard control of the graphics functions, let us mix text with graphics, and save patterns on tape for recall and redisplay at any time.

Floor plans, circuit diagrams, maps—whatever you do that can use computer graphics, can be done much more easily with the program we are going to construct.

The program is divided into four major modules: drawing, text, tape save and tape load. We'll complete one module at a time, merging each one with the previous ones. Finally, we'll condense the program to make it usable on a 4-K machine.

## The Drawing Module

Let's write this program to simulate a cursor that the user can control simply with five keys: the space bar and the four arrows. As the cursor moves in an arrow direction, we want to leave it a line behind to show its trail. The space bar must move the cursor without drawing a line, and be able to erase a previous line. Finally, by using two arrows at once, the cursor must move diagonally.

The first trick is to input our program. The INKEY\$ function won't cut it, since it only accepts input from a single key at a time. What we have to remember is that the TRS-80 keyboard is memory-mapped to the CPU. In other words, the CPU "sees" the keyboard as a section of memory not as an I/O device. The memory map in the owner's manual, tells us that the CPU sees the keyboard addresses 14336 to 15359 decimal.

BASIC can also access these addresses, using a PEEK.

If you run Program 1 you can see what goes on in those mem-

ory addresses as various keys are depressed.

The resulting numbers don't look much like ASCII, but don't worry about that. The CPU gets ASCII by scanning the keyboard in two dimensions and interpreting the results. What we want is the raw data in the memory without the CPU's translation of it. By using the two lines in Program 2, we'll see what we have to work with.

Look at the labeled sample run. A unique number is present in memory address 145990 each time an arrow key, the space bar, or any combination of two or three of these is depressed. With a PEEK followed by appropriate decision statements, we now have the foundations of our drawing module. (Note: Although I used memory address 14590, there's nothing very special about it. A number of others would serve equally well.)

## Building the Draw Module

Now we can build the drawing module itself, shown expanded in Program 3. Not too formidable looking, but very effective.

Let's take a close look at it and see how it operates.

We start with a clear screen in line 10. Line 20 takes whatever is in 14590 and calls it B. We want to do a little checking of B to prevent the computer from taking any action if we give it a strange command such as "move the cursor up and down simultaneously." In addition, if the space bar alone is depressed, we want line 20 to immediately branch program execution to the step that displays the current cursor location.

If we make it past these tests, lines 25 through 60 check for a depressed arrow, by testing all of the possible values we found with Program 2. If an arrow key is depressed, we adjust our cursor location accordingly, by changing the values of X and Y. Since X (the horizontal coordinate) must fall between 0 and 127 and Y (the vertical coordinate) must fall between 0 and 47, their values are checked. (If the end portions of these statements look a little odd, it is because I used implied THEN statements quite a bit.)

```
10 FOR I=14336 TO 15359 : PRINT I; PEEK(I); : NEXT
```

14440	128	14441	128	14442	0	14443	0
14444	16	14445	16	14446	32	14447	32
14448	0	14449	0	14450	16	14451	16
14452	128	14453	128	14454	128	14455	128
14456	0	14457	1	14458	128	14459	128
14460	128	14461	64	14462	0	14463	64
14464	0						

Program 1. In this sample run, the five-digit numbers are the memory addresses and the smaller numbers next to them are the contents of each address. The numbers were put into those addresses by randomly pressing keys during the run.

The updated cursor location is displayed with line 70. Statement 80 then checks the space bar. If it is depressed, we enter a short delay loop to give the cursor time to show us where it is, then turn the cursor off. Line 90 repeats the entire module.

Let's see how this module op-

erates. Enter the statements and RUN. The screen will go blank. Press and hold the space bar and a spot in the upper left of the screen will begin blinking. That is our cursor in its starting location.

Now, while holding the space bar, press and hold the right ar-

```
10 PRINT PEEK (14590);
20 GOTO 10
```

```

      UP ARROW
8 8 8 8 8 8 8 8 8 8 8 8

      DOWN ARROW
16 16 16 16 16 16 16 16 16 16 16 16

      RIGHT ARROW
64 64 64 64 64 64 64 64 64 64 64 64

      LEFT ARROW
32 32 32 32 32 32 32 32 32 32 32 32

      SPACE BAR
128 128 128 128 128 128 128 128 128 128 128 128

      UP AND DOWN
24 24 24 24 24 24 24 24 24 24 24 24

      RIGHT AND LEFT
96 96 96 96 96 96 96 96 96 96 96 96

      UP AND RIGHT
72 72 72 72 72 72 72 72 72 72 72 72

      UP AND LEFT
40 40 40 40 40 40 40 40 40 40 40 40

      DOWN AND RIGHT
80 80 80 80 80 80 80 80 80 80 80 80

      DOWN AND LEFT
48 48 48 48 48 48 48 48 48 48 48 48

      UP WITH SPACE
136 136 136 136 136 136 136 136 136 136 136 136

      DOWN WITH SPACE
144 144 144 144 144 144 144 144 144 144 144 144

      RIGHT WITH SPACE
192 192 192 192 192 192 192 192 192 192 192 192

      LEFT WITH SPACE
160 160 160 160 160 160 160 160 160 160 160 160

      UP AND RIGHT WITH SPACE
200 200 200 200 200 200 200 200 200 200 200 200

      UP AND LEFT WITH SPACE
168 168 168 168 168 168 168 168 168 168 168 168

      DOWN AND RIGHT WITH SPACE
208 208 208 208 208 208 208 208 208 208 208 208

      DOWN AND LEFT WITH SPACE
176 176 176 176 176 176 176 176 176 176 176 176
```

Program 2. This program watches memory address 14590 decimal and shows us continually what is in that location. The labels tell what keys were pressed during each portion of the run. For instance, UP AND RIGHT WITH SPACE means that the up arrow, the right arrow, and the space bar were all depressed simultaneously.

QWORTFORHATTERRBGCYPQGZIVJBPCB  
SHNOBTXADOFREEIDEASEEDSRPVYXXON  
VLTWGYROSGRREDPVJKLMRHECTVXHNAFH  
BJELFEQA ZGZPPCRYPTOUPZAXZQJEJTS  
ZDQINKFSNAGTHLGFJSEYWTVPFJVZVC  
BVLFGULMNSNEKOTTSCYMBGCBQOFMPO  
UOVZKBFIOEPUYASEXMOLERZJXACHYRU  
PKBMYUCWOCGLDMRXSEWMCZTIONGULYK  
ZMHOUXPBLKACAPJJUKBFLIPCNEFQAFE  
JWTA YCJGWHETMNHAAQZQJLOWERCASETH  
HRSSKVC DGCBOAPTGTHTXTPLLEILRETQ  
EYINDLXXCBVCXDZHOPRYVYPRVADNTOL

FREE IDEA SEEDS™

Have you ordered yours? If not, you better reconsider. More than 5000 happy subscribers think you don't know what you are missing. These are FREE programs for your TRS-80 and all you have to do to get them is send us a legal size SASE. That is all there is to it. Simple? You bet! Every month there's a new program and you really don't want to miss any of them! When you stop and think about it there are only three ways to build your software library. One way is to write the program yourself. Another way is to purchase programs. The best way is to have the programs given to you and that is just what we are doing! All FREE IDEA SEEDS are our own original programs and we want you to have them to use, rewrite, and expand.

Send your legal size SASE to:

CECDAT, Inc. ✓82 PO Box 8963 Moscow, ID 83843

VERBATIM® ATHANA® GEORGIA MAGNETICS®

## Floppy Diskettes for ANY COMPUTER SYSTEM

**8" Floppies only \$3<sup>20</sup> ea.**

HUNDRED LOTS

**10 for \$3.65 ea. • 50 for \$3.40 ea.**

We reserve the right to ship either of the name brands that we carry.

**5 1/4" Mini-floppies only \$2<sup>00</sup> ea.**

HUNDRED LOTS

**10 for \$3.10 ea. • 50 for \$2.85 ea.**

**SPECIFY SIZE, TYPE, & COMPUTER**

5 1/4" Soft Sector, 10 Sector, 16 Sector—8" IBM Compatible, Hard Sector

**CALL TOLL-FREE 24 HRS. TO ORDER**

**800-824-7888**

**OPERATOR 814**

**CALIFORNIA 800-852-7777**



Schools and  
universities  
gladly serviced  
OR  
C.O.D.

**DC SOFTWARE & COMPUTER PRODUCTS**  
**POST OFFICE BOX 503**

**SAN BRUNO, CALIF. 94066**

**FOR INFORMATION 415-348-2387**

# S&M SYSTEMS, INC. ✓154

Computer Services • Hardware • Software • Consulting

**Professional Business Software to operate on TRS-80\* computer**

• **ISAM Accounting Package:** \*\*

- Accounts Payable, Accounts Receivable, General Ledger with Cash Journal, Invoicing and Payroll

Integrated Accounting System \$425.00

Separate Modules \$ 99.00

- **ISAM Inventory Control** \$125.00
  - Above Systems require 2 - 3 drive Systems.
  - Integrated System requires 3 - 4 drive Systems.
  - Systems operate under NEWDOS by Apparat (not included)
- **Machine Language Disk Sort** \$ 49.95
  - Multiple Keys - Ascending, Descending
  - Callable under Basic



TO ORDER CALL:

BANK AMERICA  
VISA

(617) 685-0151

\* Trademark of Tandy Corporation

\*\* Accounting Package not available in the State of California.

## TRS-80\* — CONDENSE

**The Ultimate in BASIC  
Compression Utilities**

\*\* Release 1.3 Now Available \*\*

- Write BASIC programs using single statement lines for ease of maintenance.
- Write BASIC programs with unlimited remarks and comments to improve program readability and documentation....

— AND STILL GET —

**OPTIMUM USE OF MEMORY — FASTER PROGRAM EXECUTION**

- Compresses programs up to 70% of original size
- Improves execution time by as much as 30%
- Creates multiple-statement program lines
- Blank compression
- Remark and comment deletion
- Renumbers GOTO, GOSUB, THEN, ELSE, and RESUME statements which reference deleted line numbers
- PLUS THESE NEW USER REQUESTED OPTIONS:
  - Retention of low numbered remark statements
  - Checkpoint / Restart Facilities
  - Phase 1 work file

**Model I \$21.95**  
(Diskette)

**Model II \$24.95**  
(Diskette)

**INTERNATIONAL SOFTWARE ASSOCIATES**  
P.O. Box 14805 ✓187  
Omaha, Ne. 68124

Tandy Corporation®

row and the cursor will move to the right. While the cursor is moving, release the space bar and a solid line will be drawn to the right.

Experiment by pressing all of the arrows, both alone and in combination with the space bar. Hold the right arrow and the down arrow depressed together, and you'll draw a line diagonally down and to the right.

To erase an unwanted line, just position the cursor and move it in the desired direction while holding the space bar down. Much easier to use than describe, isn't it?

With this module operating, we can draw whatever we want without the trials and tribulations of constructing equations and loops and putting them into program statements.

Experiment with the keyboard. While this module operates, certain other keys also give us valid input. For instance, the W key sends the same signal to our memory address as the space bar, and there are several other duplications as well.

### The Text Program

Now that we have our computer drawing pictures for us, let's construct a module for text. The text module allows us to display alphanumeric characters on the screen with our drawing. With it we can add labels or captions. This may be a nano-trifle more involved than the preceding, so hang on.

Program 4 is the expanded

listing of our text module, along with the two changes and one addition we have to make to the drawing module so they can work together.

First, we need a decision statement so the computer knows when to stop drawing and start displaying characters. We can use the INKEY\$ function for this. If you played with the keyboard while drawing, you found out we can't use W for write, or T for text or P for print, because all of those letters put valid numbers into our memory address. That's why our new line 15 now checks to see if D for "done drawing" is pressed. If it is, we branch to text. Since this line slides in at the very beginning of drawing, we have to change lines 20 and 90 to reference the new line 15.

We start the text module by assigning values to the variables we will use in line 100. "A" will be the screen memory address used for our cursor location. If you look again at the memory map, you'll see that memory addresses 15360 through 16383 control screen display locations 0 through 1023, with 15360 being the upper left corner. We assign the value of 191 to variable C. This is the code number for a full graphics block and we will be using it as our text cursor.

Now comes the meat of the module. Line 110 takes whatever is currently being displayed at screen location A and saves that character's code number as variable D, then replaces it with

```
CHANGE LINE 10
10 CLEAR 1250 : DIM S$(15) : CLS

CHANGE LINE 120
120 B$=INKEY$:IF B$="" THEN 100 : *** CHECK FOR INPUT

ADD LINES 122 THROUGH 105
102 IF B$="I" THEN 108 : *** GOTO TEXT ROUTINE
103 IF B$="S" THEN 200 : *** GOTO SAVE ROUTINE
104 IF B$="L" THEN 500 : *** GOTO LOAD ROUTINE
105 GOTO 100 : *** UNACCEPTABLE-TRY AGAIN

OLD LINE 100 BECOMES 108
108 A=15360:C=191

OLD LINE 200 BECOMES 190
190 GOTO 110
```

Example 1. These are the changes we need to make to our growing program so that we can add the tape save and load modules.

our text cursor. We want to save D so we can reconstruct our display when we move the cursor to a new location.

Line 120 checks for a pressed key. If there are none, we blink the cursor to show us where it is and then check again for a key-press.

If a key has been pressed, we go to line 125, which gives us the ASCII code for that key and assigns it variable B.

Line 140 is our escape hatch from the text module. If the key we pressed was ENTER, our display is restored to its original form by returning D to location A and we are returned to drawing.

If not, line 140 checks for a pressed alphanumeric by examining the ASCII value. If so, it is displayed at the cursor's current position and the cursor is advanced by adding 1 to A. At the end of the line, we make sure that the value of A remains within the permissible limits so we don't go POKE somewhere we shouldn't.

Lines 145 through 180 check for an arrow key. If a right or left arrow was pressed, we adjust the value of A by 1 to move horizontally on the same line. For the up and down arrows, we use an adjustment of 64, to move us in a vertical line.

After each use of an arrow key, we must ensure that the value of A is still within the limits, and we replace the character we took out of that location to display our cursor. This way, we avoid leaving a trail of destruction across the screen.

### The Return Trip

Finally, line 200 sends us back to the beginning of the module to repeat the process.

Like the drawing module, this portion of our program is much more easily used than explained. Once the two modules have been combined, draw yourself a picture. After you're done, tap the D to tell the computer. A large block of light will appear in the upper left corner of the screen and blink.

Now, use the arrow keys to move the cursor to the desired location on the screen. Because we are using INKEY\$, each separate key press moves the cursor

```

5 REM      *** TRS-80 "ETCH-A-SCREEN" MAY 1979 BY J.K. SHRUM ***
10 CLS
15 REM      *** UP & DOWN OR LEFT & RIGHT TOGETHER ARE INVALID ***
16 REM      *** SPACE BAR ALONE JUMPS TO CURSOR FLICKER ***
20 B=PEEK(14590):IF B=0 OR B=24 OR B=96 THEN 20 ELSE IF B=128 THEN 70
25 REM      *** CHECK FOR UP ARROW ***
30 IF B=0 OR B=40 OR B=72 OR B=136 OR B=168 OR B=200 Y=Y-1:IF Y<0 Y=0
35 REM      *** CHECK FOR DOWN ARROW ***
40 IF B=16 OR B=48 OR B=80 OR B=144 OR B=176 OR B=208 Y=Y+1:IF Y>4 Y=4
45 REM      *** CHECK FOR LEFT ARROW ***
50 IF B=32 OR B=40 OR B=48 OR B=160 OR B=168 OR B=176 X=X-1:IF X<0 X=0
55 REM      *** CHECK FOR RIGHT ARROW ***
60 IF B=64 OR B=72 OR B=80 OR B=192 OR B=200 OR B=208 X=X+1:IF X>127 X=127
70 SET (X,Y)
75 REM      *** IF SPACE BAR DEPRESSED, ERASE ***
80 IF B=85 FOR I=1 TO 10:NEXT I:RESET (X,Y)
90 GOTO 20

```

Program 3. Expanded listing of our drawing module.

```

      ADD LINE 15
15 IF INKEY$ = "D" THEN 100

      CHANGE LINE 20
20 B=PEEK(14590):IF B=0 OR B=24 OR B=96 THEN 15 ELSE IF B=128 THEN 70

      CHANGE LINE 90
90 GOTO 15

      LISTING FOR 'TEXT' MODULE

95 REM      *** THIS PART OF PROG. ADDS TEXT ***
96 REM      *** SET VARIABLE VALUES ***
100 A=15360 : C=191
105 REM      *** SAVE CURRENT GRAPHICS CHARACTER ***
110 D=PEEK(A):POKE A,C
115 REM      *** GET KEY FROM KEYBOARD AND FLICKER CURSOR ***
120 B$=INKEY$:IF B$="" POKE A,32:FOR I=1 TO 10:NEXT I:POKE A,D:GOTO 110
125 REM      *** GET ITS VALUE ***
125 B=ASC(B$)
128 REM      *** IF C=0 -- RET. TO DRAWING ***
130 IF B=13 POKE A,D:GOTO 15
135 REM      *** CHECK FOR ALPHA CHARACTER ***
140 IF B>31 AND B<91 POKE A,B:A=A+1:IF A>16383 A=16383
145 REM      *** CHECK FOR LEFT ARROW ***
150 IF B=8 POKE A,D:A=A-1:IF A<15360 A=15360
155 REM      *** CHECK FOR RIGHT ARROW ***
160 IF B=9 POKE A,D:A=A+1:IF A>16383 A=16383
165 REM      *** CHECK FOR DOWN ARROW ***
170 IF B=10 POKE A,D:A=A+64:IF A>16383 A=A-64
175 REM      *** CHECK FOR UP ARROW ***
180 IF B=91 POKE A,D:A=A-64:IF A<15360 A=A+64
200 GOTO 110 ' *** DO IT AGAIN ***

```

Program 4. The top three program lines are the changes necessary to interface the text and drawing modules. The text module itself is listed in expanded form below them.

one step. Notice that you can move the cursor right through the pattern on the screen without damage. In addition, since the screen display is controlled by a single block of memory, we have automatic "wrap-around" from one line to the next, moving both right and left.

After the cursor appears where it's desired, simply type in your label or message. The letters or numbers will be placed in

the cursor's position, and the cursor will move right one space. The captions on the screen will be unaffected by the cursor's movement, so to replace something, just reposition the cursor and type over it. To erase, position the cursor and hit the space bar.

Notice that characters will erase portions of our pattern at times. That is why we used a full graphics block as our cursor.

The block delineates each character location's boundary so we can see what we are going to erase prior to actually doing so.

Make a mistake? Erase something you didn't want erased? No problem.

Hit ENTER and you will be returned to drawing so you can touch up or change the display. In fact, you can alternate at will between drawing and text by using the D and ENTER keys.

```

200 REM      *** SAVE ON TAPE ***
210 REM      *** CONSTRUCT THE STRINGS ***
215 FOR I = 0 TO 15 : S$(I) = "" : NEXT I *** BLANKS THE STRINGS
220 FOR I = 0 TO 15 ' *** VERT LOOP
230 FOR J = 0 TO 63 ' *** HORIZ LOOP
240 S$(I) = S$(I) + CHR$( PEEK( 15360+I*64+J )) ' *** ADDS NEXT CHR
250 POKE 15360+I*64+J,42 ' *** SHOW WHERE WE ARE
260 NEXT J: I ' *** CLOSE THE LOOPS
270 REM      *** ADD ASTERISKS ***
280 FOR I = 0 TO 15
290 S$(I) = "*" + S$(I) + "*"
300 NEXT I
310 REM      *** PRINT THE PROMPTS ***
320 CLS : PRINT CHR$(23)
330 PRINT "LOAD CASSETTE & POSITION TAPE"
340 PRINT : PRINT "DEPRESS 'RECORD' AND 'PLAY' KEYS"
350 PRINT:PRINT:PRINT:PRINT:PRINT:PRINT "PRESS 'ENTER' WHEN READY":Z
355 PRINT "RECORDING"
360 REM      *** PUT STRINGS ON TAPE ***
370 PRINT #1,S$(0),S$(1),S$(2)
380 PRINT #1,S$(3),S$(4),S$(5)
390 PRINT #1,S$(6),S$(7),S$(8)
400 PRINT #1,S$(9),S$(10),S$(11)
410 PRINT #1,S$(12),S$(13),S$(14)
420 PRINT #1,S$(15)
430 GOTO 670 ' *** REDISPLAY PATTERN & RETURN TO DRAWING

```

Program 5. Expanded listing of our save module.

```

500 REM      *** LOAD FROM TAPE ***
510 REM      *** PRINT THE PROMPTS ***
520 CLS : PRINT CHR$(23)
530 PRINT "LOAD CASSETTE AND POSITION TAPE"
540 PRINT : PRINT "DEPRESS 'PLAY' KEY"
550 PRINT:PRINT:PRINT:PRINT:PRINT:PRINT "PRESS 'ENTER' WHEN READY":Z
560 PRINT "LOADING"
570 REM      *** BLANK THE STRINGS ***
580 FOR I = 0 TO 15
590 S$(I) = ""
600 NEXT I *** NOW READ THE TAPE ***
610 INPUT #1,S$(0),S$(1),S$(2)
620 INPUT #1,S$(3),S$(4),S$(5)
630 INPUT #1,S$(6),S$(7),S$(8)
640 INPUT #1,S$(9),S$(10),S$(11)
650 INPUT #1,S$(12),S$(13),S$(14)
660 INPUT #1,S$(15)
665 REM      *** GET RID OF ASTERISKS ***
670 FOR I = 0 TO 15
680 S$(I) = MID$( S$(I),2,64 )
690 NEXT I
700 REM      *** DISPLAY 1ST 15 LINES ***
705 CLS
710 FOR I = 0 TO 14
720 PRINT S$(I):
730 NEXT I
740 REM      *** PRINT 1ST 63 CHR OF LAST ***
750 PRINT LEFT$( S$(15),63 ):
760 REM      *** SHOW LAST CHR ***
770 POKE 16383, ASC( RIGHT$( S$(15),1 ))
780 GOTO 15 ' *** RETURN TO DRAWING

```

Program 6. Expanded listing of our load module.

Once your pattern is complete and labeled, just toggle your screen printer for a hard copy of your graph of monthly sales or your picture of a clown.

#### Tape Considerations

Now that we have the drawing and text modules making pretty pictures for us, we have to have

some way of saving them. We do have a method of saving data on tape, but problems arise using the PRINT# statement the easy way:

```

10 FOR I = 15360 TO 16383
20 PRINT #1, PEEK(I)
30 NEXT I

```

This program does indeed work, but if you decide to try it, I

have to suggest using a loooooong cassette, because it will take between 60 and 70 minutes to output all of the screen data.

The tape I/O format causes delays. Each separate PRINT# statement must turn on the cassette recorder, output a carrier tone and add a string of 128

leader bytes to a synch byte prior to actually transmitting the data called. Each print statement takes just over four seconds to execute and there are over a thousand bytes of screen data to record.

All hope is not lost, though. Each PRINT# statement can handle up to 255 bytes of string data. At a transmission rate of 500 baud, that only lengthens the execution time of a PRINT# statement by a little more than half a second. If we can structure our screen memory into five or six strings of characters, we can record all of the data in less than forty-five seconds. Sound better than taking an hour?

Example 1 shows the program changes and additions we have to make in our previously completed modules so that we can add our upcoming save and load routines.

Our new line 10 gets us ready, by reserving space for the strings we will be constructing. S\$ is a sixteen element array (remember, S\$(0) is a usable element), so each element will handle one line of the screen display. This method makes our programs easier to handle and to troubleshoot.

Line 100 is changed because we will have three options from which to choose after typing D for done drawing. Our new line 100 will wait for us to decide and then accept input from us with INKEY\$.

The new lines 102 through 104 then branch us to the appropriate module. We'll continue to use T for text, and add S for save and L for load. If none of these letters are entered, line 105 sends the computer back to line 100 to give us another chance.

Set the variables that text uses in line 108 and move our old line 200 to line 190, so we can start our save module at line 200 (no special reason—I like to use round hundreds for starting lines during program development).

#### Save Module

The save module is shown in expanded form in Program 5. It looks relatively simple, but it accomplishes quite a bit.

First of all, we have to clear



on computers, peripherals, software and other Radio Shack® products.

**Pan American  
Electronics, Inc.**

**A Radio Shack®**  
Authorized Sales Center

1117 CONWAY MISSION, TEXAS 78572

Toll Free Order Number 800/531-7466

Texas & Main No. 512/581-2765 ✓ 64

NO TAXES collected on out-of-state shipments.

FREE delivery available on minimum orders.

WARRANTIES honored by Radio Shack®.



## Mumford Micro Systems announces INSIDE LEVEL II

A guide to the effective use  
of your TRS-80 ROM

By John Blattner, Ph.D.

**INSIDE LEVEL II** is a comprehensive guide to the internal operations of the Level II Basic software which pinpoints the Level II and DOS command and function entry points, giving optimum set ups, calling sequences, and execution times for all the mathematical routines. This allows you to incorporate the sophisticated routines already resident in your ROM with your own machine language programming.

In addition, a method is described which allows the programmer to pass any number or type of variables back and forth between machine language subroutines and the Basic calling program. This includes integer, single, and double precision variables as well as arrays and strings. Instructions are also given for an efficient method of expanding the Level II USR function to allow 10 different calls.

In Part II, a detailed scheme is presented for writing a composite program structure that uses the most efficient functions of both Basic and machine code to create a program format that loads under the SYSTEM command and yet executes in both languages. This permits detailed file names and checksum verification of loading, and allows you to write Basic programs with the speed and efficiency of a compiler.

Clear examples are given to allow the programmer to implement the material presented with a minimum of effort. Some experience with assembly language is assumed. In addition, a large body of other information useful to the programmer is provided including tape formats, important RAM addresses, keyboard format, and sample program listings. It comes spiral bound for \$14.95, plus tax and postage.

Include 75¢ postage. California residents add 6% sales tax.  
Complete satisfaction or full refund.

✓ 257

**MUMFORD MICRO SYSTEMS**

BOX 435-E Summerland, California 93067 (805) 969-6557

## UP TO 25% OFF

**IMMEDIATE DELIVERY:** Why wait 5 months for hardware from other suppliers—get it quicker—and at lower prices NOW.



**TRS 80 MODEL II \$3899.00**

• 64 K RAM • 1/2 MEG DISK  
FIRST EXPANSION DRIVE 899.00  
SECOND OR THIRD DRIVE 600.00  
LINE PRINTER III Reg. \$1999.00 NOW \$1859.00

### TRS 80 MODEL I

4 K LEVEL I SYSTEM  
4 K LEVEL II SYSTEM  
16 K LEVEL II SYSTEM  
EXPANSION INTERFACE (2 K Memory)  
TELEPHONE MODEM

LIST PRICE	OUR PRICE
\$499.00	\$464.10
\$619.00	\$575.20
\$849.00	\$789.60
\$299.00	\$278.10
\$199.00	\$185.10

CENTRONICS 730  
CENTRONICS 737

• 100 CPS  
• LETTER QUALITY DOT MATRIX  
• TRUE DESCENDERS  
NEC SPINWRITER 5530 (with Tractor) 3195.00 2950.00

LIST PRICE	OUR PRICE
\$995.00	\$695.00

**YOUR OWN TRS-80 SYSTEM AT TREMENDOUS SAVINGS**

## MAY SPECIAL Good Until May 31, 1980

**MINI DISK DRIVES NOW \$350**

Over \$135 less than Radio Shack's!

**WE ARE COMMITTED TO  
THE TRS-80 and THE  
TRS-80 USERS**

Fully compatible with Radio Shack's operating system TRSDOS™ and drives. Just plug in and run!


• One, two, three or four drive configurations, 102k to 408k bytes.

• All systems include a patch program to upgrade your TRSDOS™ to 40 tracks.

• Cases are furnished in gray to match your system.

**IMMEDIATE DELIVERY:** Why wait 5 months for mini disk drives from other suppliers—get better drives—quicker—and at lower prices now!

**ORDER NOW TOLL FREE 800-345-8102**



ORDER NOW TOLL FREE 1 - (800) - 345-8102

## NEW! FOR MODEL II

**10-MEG FIXED/REMOVEABLE HARD DISK DRIVE WITH  
SOFTWARE AND CONTROLLER ONLY \$6495.00**

## NEW! THE SOURCE

A new information and communication network to add power and utility to your micro.  
Call or Write for details.

## BUSINESS SOFTWARE

	Model I	Model II
Payroll	\$99.00	199.00
GENERAL LEDGER	149.00	199.00
DATA BASE MANAGEMENT SYSTEM	149.00	249.00

**VR Data** ✓ 31

CORP. MORE DATA PER DOLLAR

777 Henderson Boulevard N-6 • Folcroft Industrial Park • Folcroft, PA 19032 • (215) 451-5300

FOREIGN and DOMESTIC DISTRIBUTORSHIPS AVAILABLE • TOLL FREE 1 - (800) 345-8102 Orders only!








Photo 1. Etch-A-Screen was used to format this output display for a graphics game program. Much easier than trial and error.

the S\$ array, we have to get rid of our friends the asterisks. This is done in lines 670 through 690, using the MID\$ function to pull our original strings from the middle. If you remember, line 670 was also accessed from the save module, to strip the asterisks from the strings for redisplay after saving.

Now, all we have to do is display the data.

Since each element in the S\$ array is 64 characters long, it generates a carriage return. Each PRINT statement, as well, triggers a carriage return unless overridden. Semi-colons will let us avoid double-spacing the first 15 lines, but a semi-colon won't override a carriage return when a character is printed in the very last screen position in the bottom right corner.

Accordingly, we clear the screen and print the first 15 display lines with program lines 705 through 730. Now we print all but the last character in line 750. Once here, we get sneaky by taking the code number of our very last character and putting it directly into the proper screen memory address with line 770. This avoids a carriage return and leaves us with our display intact.

At the end, we return to drawing with line 780.

#### Operating the Complete Program

The finished program is no harder to use than the individual modules. The program runs the drawing, module first. Typing D for done drawing lets you choose the module you want next. D followed by T puts you into text, while D followed by S or L lets you save or load, respectively.

Both save and load return you to drawing automatically, while to return to drawing from text you must tape the ENTER key. One caution: You cannot go from text directly into save or load—you must hit ENTER, then D, then S or L.

#### Compacting the Program

As I said at the beginning, we can make this program usable on a 4-K machine by condensing it with a few memory saving tricks. Reducing the memory any program uses pays a double bonus, even if your machine has a great amount of memory. First, memory-efficient programs usually run faster and second, they store on less tape and CLOAD faster.

The first and most obvious step is to delete remarks (REM). Be certain you have the documentation maintained elsewhere.

The Original "Photo point"™ Light Pen

ONLY \$19.95

Why pay \$30.00, \$35.00, \$62.00 for the same results??

Don't be misled by more expensive imitations!

This is the original Photo point light pen preferred and supported by some of the leading software sources like, "Quality Software"—"Instant Software"—"Level IV" products and so on, Just imagine...

In playing backgammon, (included) when you want to move a man, you just point at where you want to move from, then point at where you want to move to, and your man moves!!! No more fumbling with keyboards—YEA!

Your Photo Point package comes complete;

- 1 Photo point light pen (of course)
- Info sheets on how to connect the pen and how to write your own programs ALL IN BASIC
- Two apertures
- AND two sensitivity settings
- A cassette tape with 4 informative programs and games
- Ready to connect to your TRS-80 System. (DOS too!)
- Does not void any Radio Shack warranties

#### Requirements:

- Level II basic
- And a little imagination!!

For fast real time programming it is your lowest cost peripheral at \$19.95

#### Announcing

#### NEW PEN BASIC by Steve Bjork

Steve is one of the Best Assembly Lang. programmers around, and he has come up with PEN BASIC. This low memory routine will add 6 more commands to Level II such as PENGET which searches the entire screen for the pen and returns a number between 0-1024 in about 1 sec. Plus 5 other commands. Perfect for your lightware authors and NEW light pen owners too! .....only \$14.95

(COUPON)

Micro Matrix

P.O. Box 938 • Pacifica, CA 94044

✓ 68

Send for yours NOW: (415) 355-4635

Name \_\_\_\_\_ Photopoint

☐ \$19.95

Address \_\_\_\_\_

City \_\_\_\_\_ St. \_\_\_\_\_ Pen Basic

☐ \$14.95

Zip \_\_\_\_\_

Card # \_\_\_\_\_ Money

Ex. \_\_\_\_\_ CK. Order Visa MC

Date \_\_\_\_\_ ☐ ☐ ☐ ☐

**MINI-DISKS**  
Choose Your Favorite Brand

**Verbatim.**  
**10 for \$29.00**

**SCOTCH or MEMOREX: 10 for \$31.00**


Verbatim FD 34 8000 Diskettes for the  
TRS 80 MOD II: 10 for \$51.00



**MINI-DISK  
Protectors**

Fit any 3-  
ring binder.

Hold 2 diskettes and ID  
cards. Vinyl. 10 for \$5.75.



**STORAGE  
CASES**

Molded plastic.  
Hold 10 disk-

ettes.  
Mini (5-1/4") Case: \$3.75  
Maxi (8") Case: \$4.25

**Mini-Printer STOCK**

8-1/2" x 11" or 9-1/2" x 11",  
green bar or plain. One part.  
500 sheet box: \$9.25

Checks and Bank Cards OK  
Free Catalog

**Disks, Etc.**

129

P.O. Box 327  
Center Valley, PA 18034

**DISK DRIVE WOES? PRINTER INTERACTION?  
MEMORY LOSS? ERRATIC OPERATION?  
DON'T BLAME THE SOFTWARE!**



ISO-1



ISO-2

Power Line Spikes, Surges & Hash could be the culprit! Floppies, printers, memory & processor often interact! Our unique ISOLATORS eliminate equipment interaction AND curb damaging Power Line Spikes, Surges and Hash.

- \*ISOLATOR (ISO-1A) 3 filter isolated 3-prong sockets; integral Surge/Spike Suppression; 1875 W Maximum load, 1 KW load any socket . . . . . \$56.95
- \*ISOLATOR (ISO-2) 2 filter isolated 3-prong socket banks; (6 sockets total); integral Spike/Surge Suppression; 1875 W Max load, 1 KW either bank . . . . . \$56.95
- \*SUPER ISOLATOR (ISO-3), similar to ISO-1A except double filtering & Suppression . . . . . \$85.95
- \*ISOLATOR (ISO-4), similar to ISO-1A except unit has 6 individually filtered sockets . . . . . \$96.95
- \*ISOLATOR (ISO-5), similar to ISO-2 except unit has 3 socket banks, 9 sockets total . . . . . \$79.95
- \*CIRCUIT BREAKER, any model (add-CB) Add \$ 7.00
- \*CKT BRKR/SWITCH/PILOT any model (-CBS) . . . . . Add \$14.00

PHONE ORDERS 1-617-655-1532

**ESP Electronic Specialists, Inc.**

171 South Main Street, Natick, Mass. 01760

Dept. 8M

I usually keep two separate versions of my programs, one expanded and the other compacted that I can run. When I got my printer, I also started keeping a hard copy of the expanded version.

Another memory saving step is to remove all unnecessary spaces from program statements and use multiple statements per line when possible. This might make the condensed version harder for you to read, but your computer will be very grateful and will show its gratitude by increasing the program's execution.

More memory savings can be had by using the most precise variables and defining them at the beginning of the program. For instance, by defining variable S as a string, we save a byte every time we avoid typing SS and use S. This can be a real saver, especially if you use integer variables defined the same way.

Finally, use variables for constant values, use the same variables in different parts of the program and you'll save yet a few more precious bytes.

Program 7 is our final product: our Etch-A-Screen program condensed like crazy. You'll see I used the memory savers we just discussed. This final version

leaves about 300 bytes (not a lot, but enough) unused when running in a 4-K memory.

The program has been renumbered by 10's to accommodate those who like to use automatic line numbering for program entry, and has been listed in 64 characters per line format. This way, what shows on the screen should be identical with the printed listing.

#### Conclusion

I've included a couple of samples to help you in Photos 1 and 2. The first photo is the display format for a dice game I wrote based on Yahtzee. Believe me, it made the entire programming process go much more easily. Photo 2 is just a quick sketch I made of my house plan.

Can this program be further improved? Most assuredly. How about a routine to display instructions to the user? Or, change the program to use command drawing. In other words, type in the appropriate commands to tell the computer you want a line drawn 25 units to the right and then sit back and watch the computer work.

The list of modifications and improvements is endless. Should anyone come up with any they would like to share, I'd like to hear about them. ■

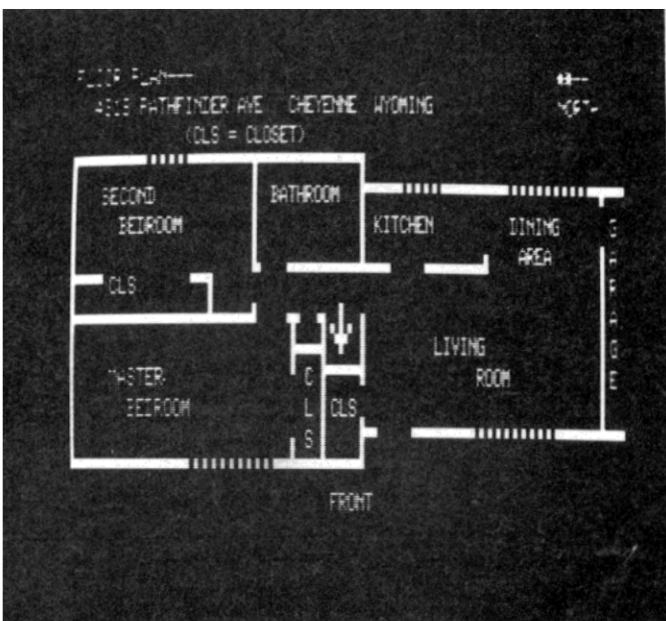


Photo 2. A quick sketch (it took about ten minutes) of our house. Notice in the examples that I did not use commas in the address heading. This avoids problems with INPUT# statements.

## 80 Microcomputing, May 1980 • 125

## Edit hybrid programs with ease, let the 80 do it!

# Progdata

Steve Kelley  
9506 Peach St.  
Oakland, CA 94603

**R**ule number one: Nothing should ever be entered more than once. Ever!! A good rule to display over your keyboard somewhere, prominently.

Once programs or data are entered, the process need never be repeated. Text changes are made with an editor. Relocation of an assembly language program is done by reassembling it at a different address. Adding a line to a BASIC program is simplest of all. Just enter the line. Room is made for the new line automatically at the right location.

No retyping entire programs; no housekeeping to worry about; no hassle.

Now the "GOTCHA." How do you edit the hybrid program—part machine language and part BASIC. How are they combined?

### Converting to BASIC

Since BASIC deals primarily with decimal numbers, it is customary to create and edit the machine language part of the program with an editor/assembler. The machine language program must then be converted to decimal numbers and put into BASIC DATA statements. A

FOR-NEXT loop is also necessary to convert these DATA statements back to the machine language program.

When the BASIC program RUNs, the FOR-NEXT loop READs the DATA statements and POKEs the numbers into the proper locations. This is done only once because the resulting machine language program stays in memory, even if the BASIC program that POKEd it there is cleared and another is run. A USR statement calls the machine language routine from a BASIC program.

Until now, converting the machine language program to BASIC statements meant

changing a list of HEX numbers to their decimal equivalents, manually typing them into DATA statements and providing the FOR-NEXT loop. The program shown in Listing 1 eliminates most of this busy-work because it follows rule number one.

After your program is assembled and the object code (machine language program) is loaded, the computer has all the information necessary to write its own BASIC program complete with FOR-NEXT loop and DATA statements. The BASIC program in Listing 1 does just that, and even stores the resulting program on disk. This computer-made program runs

on its own or can be RENUMbered and MERGEd with any BASIC program.

Lines 60 and 70 input the starting and ending addresses respectively, which lines 90 and 100 utilize when generating the FOR-NEXT loop statements. Lines 130-190 PEEK at the machine language program and add the resulting decimal numbers to the current DATA statement until it exceeds 55 characters. Line 140 starts each DATA line with a line number and the word DATA. The completed DATA line is PRINTed on the display and on the disk by line 180. This process repeats itself until the entire machine language program is converted to BASIC. Lines 240-360 make up the routine for converting the hex addresses to decimal. The routine doesn't accept illegal characters or numbers that are too large for addresses. Also, it ignores leading zero's and trailing H's and converts numbers greater than 32767 to the negative numbers necessary for BASIC.

### One Suggestion

If you don't have a disk, try changing line 180 to LPRINT the line instead of PRINTing it on disk, and take out the OPEN and CLOSE statements. You still have to type in the program but it's handier than a completely manual conversion. The program also converts graphic displays or text to DATA statements although there are more efficient methods. ■

```
10 ' *** PROGDATA ***
20 CLEAR 2000
30 ES="TEMPDATA/BAS"
40 HS="H0123456789ABCDEF"
50 CLS
60 DS="STARTING ADDRESS (HEX) " :GOSUB 240:ST=IV
70 DE="ENDING ADDRESS (HEX) " :GOSUB 240:EN=IV
80 OPEN "O",1,ES
90 AS="" :FOR Z=ST TO EN
100 AS=AS+":READ Z:POKE Z,Z:TEXT Z"
110 PRINT AS:PRINT#1,AS:AS=""
120 LVZ=20
130 FOR Z=ST TO EN
140 IF AS="" THEN AS=STR$(LVZ)+" DATA":LVZ=LVZ+10
150 BS=STR$(PEEK(Z))
160 IF RIGHT$(AS,4) <> "DATA" THEN MID$(BS,1,1)=", "
170 AS=AS+BS
180 IF LEN(AS)>55 THEN PRINT AS:PRINT#1,AS:AS=""
190 NEXT Z
200 IF AS<>"" THEN PRINT AS:PRINT#1,AS:AS=""
210 CLOSE
220 PRINT "PROGRAM IS IN DISK FILE NAMED "+CHR$(34)+ES+CHR$(34)
230 END
240 PRINT DS:CS="":INPUT CS
250 IF LEN(CS)<1 THEN 240
260 IV=0
270 FOR Z=1 TO LEN(CS)
280 Z1=INSTR(HS,MID$(CS,Z,1))
290 IF Z1=0 THEN 240
300 IF Z1=1 THEN 320
310 IV=IV+16*Z1-2
320 NEXT Z
330 IF IV>65535 THEN 240
340 IF IV>32767 THEN IV=IV-65536
350 PRINT "DECIMAL =":IV
360 RETURN
```

Listing 1.

## EXPANDED MAILLIST SYSTEM

By Harry Hopkins

After 18 months of development and one year in field testing C.E.C.S. now releases the most complete mailing list system available for the TRS-80, at a special low introductory price of \$59.95. The system requires a single disk, a 32k interface and a printer.

The Expanded Maillist System utilizes an exclusive machine language sort which allows for the sort of 500 records by name, state or zip code in 5 seconds! The system has complete error trapping and recovery such as automatically saving the file when memory space is full and remaining in the system under a 'file not found' condition. The system also has multiple file and reorganization capabilities.

The following fully linked programs are included in the Expanded Maillist System:

1. **DUPLICATE CHECKING**—Checks for duplicates as you enter and also has a separate routine that will purge an entire file of duplicate names with a single command.
2. **FILE MAINTENANCE**—Used for adding, deleting and complete editing of your mail list files.
3. **LABEL AND LIST PRINTING**—Allows selective printing of labels or lists on up to a ten digit key. Also has full suppression capability. For example, if you want a list of everyone in your file with a 'JAN' in their key code except those with an '80', you should select 'JAN' and suppress '80'.
4. **STATUS ANALYSIS**—This program will generate statistical reports on the percentages of names with certain keys or regional breakdown. Very useful for last issue notices on labels.
5. **FILE REORGANIZATION**—With this program you may reorganize your files into specific alpha or zip code ranges for true multi-file capability.
6. **MULTI-PURPOSE LABEL UTILITY**—Provides formatted printing of labels for special applications.

Expanded Maillist System on diskette with manual \$59.95

Manual only \$3 with full credit towards purchase.

## AMCT-80

By Earl Peterson

This automatic morse code teacher for the 16k level 2 TRS-80 is the only morse code program that will automatically (at your option) slow down or speed up depending on your proficiency to receive code. It includes 9 preprogrammed progressive exercises. Fully variable speed up to 30 w.p.m., 1-9 characters per group, and 1-9 spaces between groups are user selected options. The send mode allows for keyboard entry concurrent to sending by utilizing a 256 byte ring buffer. There are 9 user programmable messages of 64 characters each.

This machine language program is truly the morse code teacher of tomorrow, today!

AMCT-80 on cassette with full documentation \$14.95

Dealer inquiries invited.

COST EFFECTIVE COMPUTER SERVICES

1041 Ute — P.O. Box 3543 Grand Junction, CO 81502  
(303) 243-3629



✓52

# TRS-80 THE LEAST EXPENSIVE PROGRAMS YOU CAN BUY.

Can 30 high-quality TRS-80 programs cost a mere \$19.95?

We have a lot to gain by almost losing our shirts. Because we're a new and growing software company. We're BASICS AND BEYOND. And in order to build, we need your business.

**MICROCOSM I.** Thirty programs with everything from our incredible "Atlantis" game that'll challenge your intellect, to "Flowering Houseplants" for valuable reference.

**MICROCOSM II.** Twenty programs that require skill; the desire for intense concentration as in "Decipher." And practical guides like "Stain Removal."

Both packages, for 16K Level II, on quality tape cassettes, with hardcover storage case and detailed handbook, just \$19.95 each.

Our prices may never be lower. Send today.

10501 (914) 962-2355  
**BASICS & BEYOND, Inc.**  
BOX 10 • AMAWALK, N.Y.  
No charge for postage or handling N.Y. residents add 5% sales tax

## SUPERIOR SOFTWARE PACKAGES FOR THE

DISK BASED **TRS-80\***  
**SMARTTERM** • \$79.95

UNQUESTIONABLY THE BEST  
SMART TERMINAL PACKAGE  
FOR THE TRS-80

- True Break Key
- Auto Repeat (Typomatic) keys
- Programmable 'soft' keys
- Forward/Reverse Scrolling  
Multipage Display
- Transmit from Disk File, Screen  
or Buffer
- Receive to Disk File, Buffer or printer
- Multi Protocol Capability

**SPOOL-80** • \$39.95

A TRUE DISK-TO-PRINT DESPOOLER  
FOR THE TRS-80

- Print Disk Files While Running  
Other Programs
- Prints Compressed Basic Files
- Includes RS-232 Driver for  
Serial Printers

CALL US FOR YOUR CUSTOM  
SOFTWARE REQUIREMENTS

**MICRON, INC.** ✓73 Model II  
10045 Waterford Drive Versions  
Ellicott City, MD 21043 Available  
(301) 461-2721 Soon

\*TRS-80 is a Trademark of Tandy Corp.

## WHO NEEDS IT?

Let's face it—diagnostic software is probably not at the top of your shopping list. After all, your system probably works OK most of the time. But if you want to find the cause of that occasional dropped bit or messed up disk file, or if you just want to know for sure that your system is ROCK SOLID, you need good diagnostic software.

**FLOPPY DISK DIAGNOSTIC**—Tests every sector on every track on 1 to 4 drives, 35 or 40 track; checks drive motor speed; checks switches and index pulse sensor; 3 stepping rates; tests drive-to-drive compatibility; more! Error messages and an error summary are printed out for each drive. The January 1980 OCTUG Newsletter called this program "a significant step toward making Disk users self sufficient in diagnosing and correcting disk errors."

**MEMORY DIAGNOSTIC**—In addition to the usual write/read tests, this diagnostic checks refresh and verifies that each memory address is unique. The "M-1 Worm" test executes a block of machine code from each address. If your memory passes this diagnostic it is SOLID!

Both machine-language diagnostics are supplied together on diskette for the Model I TRS-80\* with instructions for use and hints to troubleshooting.

PRICE: \$24.95

CA residents include 6% sales tax. Add \$1.00 P/H



**THE MICRO CLINIC**

17375 Brookhurst #114 ✓214  
Fountain Valley, CA 92708

\*TRS-80 is a registered trademark of Tandy Corp.

## Radio Shack Dealer Computer Systems Center

## TRS-80\* SPECIAL

4K Level I was \$499.00  
**NOW \$440.00**

16K Level II was \$849.00  
**NOW \$739.00**

Available for immediate delivery.  
Warranty honored at any Radio Shack.  
Add \$7.00 shipping and handling in  
continental U.S.A.  
Tennessee residents add 6% sales  
tax.

Send check or money order to:

Radio Shack Dealer  
103 Pico Court  
Hendersonville, TN 37075  
Phone 615-824-5762

\*Tandy trademark.

✓256

*Use your 80 to work out model measurements.*

# Model Conversion

Tom W. Blackburn, III  
15593 Paseo Jenghiz  
San Diego, CA 92129

Colossus came into our home solely to provide diversion and intellectual stimulation. This he accomplished beyond our greatest expectations. Though utility was not a requirement, any time he could be of assistance was certainly appreciated. Colossus is a most welcome Radio Shack TRS-80, Level II, 16K microcomputer.

To date Colossus has taken over such household tasks as maintaining our address book, serving as a calendar of events

and most importantly, keeping me off the streets at night. His latest accomplishment grew out of Christy's most recent project.

Not long ago, Colossus discovered Christy sitting at the desk surrounded by little pieces of wood, paints and a vast assortment of small tools. She was going to build and furnish a new house, an adult doll house—a showcase built with great precision and detail, adhering to the traditional scale of one inch to the foot.

## Conversions

Furniture and fixtures soon began to appear. However, a fly landed in Christy's ointment. She has always ranked math

right up there with trips to the dentist and ingrown toenails. Now, suddenly, she was encountering an endless series of conversions, feet and inches reduced to the 1/12th scale.

Colossus began to study her project and did not rest until he could make the desired conversions in the blink of his cycloptic eye. The following is a description of Colossus' new-found knowledge.

A quick inventory of the measuring instruments in the house revealed that like most of the rest of this country—we had not made the switch to the metric system. This meant Colossus had to train himself to handle fractions. He made the arbitrary decision that 1/64 of an inch was the highest degree of accuracy with which he cared to contend. Scaling measurements down to 1/12th of the original might not be sufficient, he guessed. He would have to scale upward as well—as a check of the miniature's faithfulness.

## The Program

Lines 20-60 set up the program. The variable M\$ in line 40 is used as the output format for displaying the scaled measurements utilizing the PRINT USING statement. The two variables M\$(1) and M\$(2) indicate whether Colossus has scaled the given measurement up or down and supply these two words as appropriate at display time. The variable F in line 20 is set equal to the decimal rendering of 1/64. This variable is used later for the conversion from

decimal to fraction.

Colossus asks in line 50 for your guidance as to whether he should scale upward or downward. This question and your response is wiped out by the two PRINT CHR\$(27)'s which begin line 70. The rest of the line requests the measurement which is to be scaled—feet and inches separated by a comma.

Fractions of an inch are entered in standard notation; e.g. 5/8. Separate the whole inches from the fraction, if any, with a space.

A measurement can be entered in inches only (preceded by a comma) without converting it to feet and inches; e.g. 58 inches instead of 4 feet 10 inches.

Lines 80-130 break down the measurement. As applicable, Colossus assigns values to these variables:

F1 = number of feet  
I1 = number of whole inches  
N = numerator of inches fraction  
D = denominator of inches fraction

This disassembly process involves two loops each searching, character by character, the string that contains the inches portion of the given measurement; i.e. I\$. The first loop, line 90, looks for a slash (/). This signifies that a fraction was included in the inches measurement.

If no slash is found, Colossus assumes whole inches only and bypasses the rest of this section. The second loop, line 100 starts at the position of the slash found in line 90 and searches backward for a space. If no space is found, he as-

```

20 CLS:F=.015625:M$(1)="UP":M$(2)="DOWN":S=12
30 PRINT"MINIATURES CONVERSION"
40 M$="SCALED % % DIMENSION:   ### FEET   %   %
    INCHES"
50 PRINT:INPUT"SCALE UP OR DOWN";BS
60 F$="":I$=""
70 PRINTCHR$(27);CHR$(27):INPUT"ENTER MEASUREMENT (FEET
    , INCHES)";F$,I$
80 F1=VAL(F$):L1=LEN(I$):N=0:D=1:I1=0
90 FORX=1TOL1:IFMID$(I$,X,1)<>CHR$(47) THENNEXT:I1=VAL(I
    $):GOTO160
100 FORY=XTOL1STEP-1:IFMID$(I$,Y,1)<> "NEXT:GOTO130
110 I1=VAL(LEFT$(I$,Y-1))
120 IFI1>=12THENF1=F1+INT(I1/12):I1=I1-(INT(I1/12)*12)
130 N=VAL(MID$(I$,Y+1,X-Y-1)):D=VAL(RIGHT$(I$,L1-X))
140 X=L1:IFY<1NEXT:GOTO170
150 Y=1:NEXTY,X
160 IFI1>=12THENF1=F1+INT(I1/12):I1=I1-(INT(I1/12)*12)
170 IFLEFT$(BS,1)="U"THEN270
180 Z=2:X=0:Y=64:I2=(I1+N/D)/S:F2=INT(F1/S):I1=I2+(F1/S
    -F2)*12:I2=I1-INT(I1):IFI1=0THENI1$="" "ELSEI1$=S
    TR$(INT(I1))
190 F1=F2:I2=I2-INT(I2):IFI2=0THEN260
200 X=INT(I2/F+.5):IFX=0THEN260
210 IFX/2=INT(X/2) THENX=X/2:Y=Y/2:GOTO210
220 X$=STR$(X)
230 Y$=STR$(Y):Y$=RIGHT$(Y$,LEN(Y$)-1)
240 IFX=1ANDY=1THENI1=I1+1:I1$=STR$(I1):GOTO260
250 PRINTUSINGM$;M$(2),F1,I1$+X$+"/"+Y$:GOTO50
260 PRINTUSINGM$;M$(2),F1,I1$:GOTO50
270 Z=1:F1=F1+S+INT(I1*S/12):I1=I1*S-(INT(I1*S/12)*12)
280 I1=I1+INT(N*S/D):I2=(N*S/D)-INT(N*S/D):IFI1=0THENI1
    $="" "ELSEI1$=STR$(I1)
290 IFI2=0THEN260
300 X=INT(I2*64+.5):Y=64:GOTO210

```

*Program listing.*

sumes that only a fraction was given for the inches portion of the measurement.

Lines 140 and 150 reset the search loops appropriately. This is necessary since finding the search key causes Colossus to exit the loop. Without these two lines, the search loops would have been left active. In a repeating program such as this, memory will slowly be eaten up by these abandoned active loops.

Lines 120 and 160 check the inches in excess of 12 or one foot and convert them to feet and inches appropriately, adding any additional feet generated to the number of feet input.

Colossus is many things, but psychic he is not. Therefore, in line 170 he checks your earlier instructions as to whether he is to scale upward or downward. Up to this point the routines are compatible for either conversion.

Scaling upward causes a branch to line 270.

Scaling downward is performed in lines 180-240. The actual scaling takes place in the first two lines (180 and 190) and the rest are used to convert any decimal fraction to a conventional fraction. This is accomplished by dividing the decimal fraction by F (.015625). The rounded integer yields the

number of 64ths in the decimal.

Colossus then repeatedly divides by 2 to reduce the fraction as far as possible (e.g.  $32/64 = 16/32 = 8/16 = 4/8 = 1/2$ ). This reduction is performed in lines 210-240 and is used in both upward and downward scaling.

Lines 270-300, which control an upward scale, multiply the measurement by 12 and create a new fraction with a denominator of 64, if required. He then goes back to lines 210-240 to reduce the fraction.

## Conclusion

At this point Colossus need only tell us the answer. If no fraction is involved this is done

with line 260. If a fraction is displayed, line 250 if used. The output variables are:

F1 = feet  
I15 = inches  
XS = numerator of inches fraction  
YS = denominator of inches fraction

Colossus opted for string variables to display the inches so that he could concatenate them, thereby suppressing the leading and trailing spaces found in integer variables.

Also by changing the value of variable S in line 20, the scaling factor is changed. If S were changed to 6 for example, the scaled measurements would be converted with the ratio of 2 inches to the foot ( $12/2 = 6$ ). ■

# COMPUTER FORMS

1-616-429-7922

ALL ITEMS BELOW: BLANK, WHITE, FANFOLD, TRACTOR (PINFEED) PAPER STOCK POSTCARD, QSL, CARD STOCK: 4"x6" (7" carrier width) 1/4" EXTRA MARGIN FOR 3-1/2"x5-1/2" CARDS (Meets P.O. Size & Thickness requirements)

250 cards .. \$5.95 500 cards .. \$9.95 1000 cards .. \$17.95

ADDRESS LABELS: 15/16" x 3-1/2", 2 labels across, Pressure Sensitive

250 labels .. \$2.95 500 labels .. \$5.95 1000 labels .. \$9.95

PAPER: 9-1/2"x11" (8-1/2"x11 w/1/2" perforated margins)

500 sheets .. \$5.95 1500 sheets .. \$15.95

3200 sheets .. \$28.95

PAPER: 14-7/8"x11" (non-perf margins)

500 sheets .. \$6.95 1500 sheets .. \$16.95

3200 sheets .. \$29.95

## MICROCOMPUTER PAPER PRODUCTS

Cash Order: Include \$2 for shipping charges, and the excess will be billed with your order. Credit Card Order: Shipping charges will be added to your order. Send all credit card information.

CHECK OR MONEY ORDER

COMPUTER FORMS, 5588 CARIBOU, STEVENSVILLE, MI 49127

"a phone call away from UPS delivery"

# MAXELL®

OR SCOTCH® BRAND DISKS

Some computerists pay less but may not get Shugart® or IBM® approved disks.

8" SINGLE SIDE - DOUBLE DENSITY  
Box of 10 FOR \$50.00

8" DOUBLE SIDE - DOUBLE DENSITY  
Box of 10 FOR \$65.00

5 1/4" MINI - Box of 10 FOR \$40.00

NEW DYSAN® DISKS

5 1/4" Mini - Box of 5 for \$25.00

COD \$1.00 Additional - Specify (8" Soft or Hard Sector) (5 1/4" Soft or Hard Sector)

CUSTOM ELECTRONICS INC.

238 EXCHANGE STREET  
CHICOPEE, MASS. 01013

EST. 1960 1-413-592-4761

HOURS: Tues. to Sat. - 9 to 5

ATARI ••• TI/99 ••• MATTELL •••

# mmsFORTH

FORTH is an advanced language system for advanced programmers. mmsFORTH is a professional version tailored to the Radio Shack TRS-80 Model 1 and professionally supported by Miller Microcomputing Services.

Interpreter, Compiler, Assembler, Full Screen Editor  
Structured & Modular Programming  
Expandable Instruction Set w/Source Code  
Graphics, Strings, Arrays, Double-Precision  
Very Fast and Compact, Virtual Memory  
Includes 5 Demo Programs w/Source Code

mmsFORTH System Diskette (16K, 1 drive) .. \$64.95  
mmsFORTH System Cassette (16K, Level II) .. \$44.95  
mmsFORTH PRIMER (required for above) .. \$15.00  
THE DATAHANDLER in mmsFORTH (32K, 1 drive) - an exceptionally fast, flexible and easy to use Data Base Management System .. \$49.95  
P.L.M.S. Manual (required for DATAHANDLER) .. \$29.95  
FLOWING POINT MATH and Z80 ASSEMBLER .. \$25.00  
DISKATING (16K, 1 drive) .. \$19.95  
USING FORTH - more detailed and advanced than mmsFORTH PRIMER - very readable introduction .. \$9.95  
mmsFORTH PRIMER - good on FORTH internal structure .. \$6.95  
Shipping is \$2 plus \$1 per extra book (Mass. orders add 5% tax, foreign plus 15%)

112

MILLER MICROCOMPUTER SERVICES  
61 Lake Shore Road, Natick, MA 01904-0111 (617) 883-8136  
Send SASE for free information

# EDUCATIONAL SOFTWARE

## TRS-80\*

80+ Programs In:

ELEMENTARY	MATH
SCIENCE	BIOLOGY
GEOGRAPHY	HISTORY
ECONOMICS	ACCOUNTING
FOREIGN LANG.	BUSINESS ED.
GAMES	MAILING LABELS

Programs are grouped into packages of 4 to 7 programs priced at \$14.95 per package including shipping and handling. Available on disk or tape.

Write for catalog: 89

MICRO LEARNINGWARE, BOX 2134,  
N. MANKATO MN 56001, 507-625-2205

"TRS-80 is a registered trademark of TANDY CORP."

# TRS-80™ SOFTWARE

GUITAR CHORDS II •  
Has 118 chords that are displayed with graphic, to teach the guitar. Chords can be added, deleted, changed, placed in any order, and be made to last for any length of time. Software directory said, (Here is a brilliant idea and one of the most practical ideas I have seen for personal computers). \$19.95

BARTENDER •  
84 recipes at your disposal. Pick a drink by name, or from a rotating list by just the touch of a key. Shows proper glass to use, with appealing graphics. Test them all and find your favorite, includes Pina Colada. \$14.95

SIGNING •  
Learn to talk with the deaf and dumb. Type in any phrase up to 2,000 characters long. It then reads back one letter at a time, showing the hand positions for each letter. You have control over the speed, and whether or not the phrase shows on the screen, if so the letter being signed is highlighted. \$19.95

FORMS •  
We also carry forms to aid in all your programming efforts, from documentation to PEEKing and PEEKing. You will be most impressed with our CRT map that is equal in size to your 12" CRT, on clear plastic. Write for catalog include S.A.S.E.

ENJOY COMPUTER PROGRAMS

P.O. BOX 1535  
GOLETA, CA 93017

Programs for TRS-80 16K Level II. Calif. Residents add 6%.

# CompuCover®

COVER YOUR INVESTMENT

- Cloth Backed Naugahyde Vinyl
- Improved Reliability
- Longer Life
- Waterproof & Dustproof
- Three Decorator Colors
- Saddle Tan • Electric Blue • Black

TRS-80 MODEL I	\$12.95	TRS-80 MODEL II	\$14.95	TRS-80 MODEL III	\$16.95
TRS-80 MODEL IV	\$18.95	TRS-80 MODEL V	\$20.95	TRS-80 MODEL VI	\$22.95
TRS-80 MODEL VII	\$24.95	TRS-80 MODEL VIII	\$26.95	TRS-80 MODEL IX	\$28.95
TRS-80 MODEL X	\$30.95	TRS-80 MODEL XI	\$32.95	TRS-80 MODEL XII	\$34.95
TRS-80 MODEL XIII	\$36.95	TRS-80 MODEL XIV	\$38.95	TRS-80 MODEL XV	\$40.95
TRS-80 MODEL XVI	\$42.95	TRS-80 MODEL XVII	\$44.95	TRS-80 MODEL XVIII	\$46.95
TRS-80 MODEL XIX	\$48.95	TRS-80 MODEL XX	\$50.95	TRS-80 MODEL XXI	\$52.95
TRS-80 MODEL XXII	\$54.95	TRS-80 MODEL XXIII	\$56.95	TRS-80 MODEL XXIV	\$58.95
TRS-80 MODEL XXV	\$60.95	TRS-80 MODEL XXVI	\$62.95	TRS-80 MODEL XXVII	\$64.95
TRS-80 MODEL XXVIII	\$66.95	TRS-80 MODEL XXIX	\$68.95	TRS-80 MODEL XXX	\$70.95

Send check or money order to:  
Include \$1.00 for postage and handling.  
Overseas orders include \$3.00 postage.  
DEALER INQUIRES INVITED

CompuCover® 100  
P.O. Box 324 (Dept. C)  
Mary Esther, FL 32569  
Phone (904) 243-5700

*Produce program sounds through your cassette recorder.*

# Super Sound

David G. Morr  
6599 Red Fox Rd.  
Reynoldsburg OH 43068

**A**dding the ability to create sound effects or even a limited music ability to the Radio Shack TRS-80 Level II computer is easy and free! It is easy because there are no hardware modifications required, and your BASIC programs require only three additional lines of code to enable the sound output. It is free because the software is given in this article, and the audio output can come from your cassette player.

The sounds that your TRS-80 can make with this program are limited only by your imagination... from the beep and boop of ping-pong video games to the motor putt-putt of car motors or space-game phasor sounds. Single-voiced music sounds are also possible.

## What It Does

The machine-language routine shown in Fig. 1 is used to

operate the audio output interface normally used to write programs and data to the cassette recorder. The software provides a means to control how often the dc voltage available at the output is toggled from .85 volts to .05 volts and back again. In addition, the software is used to determine the length of the transitions. This means the frequency and duration of tones are readily defined by your BASIC program.

Using an oscilloscope, I measured the frequency and duration of the Super Sound output. Figs. 2a and 2b are tabulations of what was measured. The shortest and longest durations are 7 milliseconds and 1.753 seconds, respectively. The highest and lowest frequencies are 14.3 kHz and 75 Hz, respectively. Producing these different sounds from your Level II BASIC programs is quite easy, as we shall see.

## Software Description

Fig. 3 is the flowchart for Super Sound. The routine is called

from BASIC by the `USR(X)` command. The value `X` is passed to the routine when the `USR(X)` statement is executed and is converted to a 16-bit signed binary integer by the `CALL 0A7FH` instruction. This leaves the `H` and `L` registers of the Z-80 CPU with the binary value. The value in the `H` register is used by the routine to fix the length or duration of the sound output, and the value in the `L` register is used to determine how often the output will be toggled during the output.

The fundamental timing of the routine is determined by the `C` register. This register is continually decremented, while it uses the `B` register to determine when to toggle the audio, until it reaches 0, then the `H` register is decremented and tested for 0. If the `H` register is not 0, then the `C` register will be decremented as before until it reaches 0 again. The routine is finally exited when the `H` register equals 0. Since the `H` register is decremented before being tested, the smallest `H` value that will result in the shortest tone duration is 1.

The value in the `L` register is unchanged by the routine. Its content value is, however, continually loaded into the `B` register and used as a down counter during the `C` register decrementing mentioned above. Every time the `B` register reaches 0 the audio output is toggled and the `B` register is reloaded from the `L` register. The smaller the number in the `L` register, the higher the sound frequency will be ( $L = 1$

results in the highest frequency).

The shortest-duration/highest-frequency sound occurs with the `H` register = 01 and the `L` register = 01 or the combined `HL` register = 0101 hexadecimal. To convert 0101H to a decimal value, multiply the `H` value by 256 and add the `L` value. This results in 257 decimal. The longest-duration/lowest-frequency sound occurs with the combined `HL` register = 0FFFFH (actually, 0 is a bit longer and lower).

The Super Sound routine is written in all relative code. With the Z-80 CPU, relative code translates to a special set of jump instructions that do not specify the address value of where they are to go. Instead, they use a single byte displacement value (either + or -) from the current memory location. The advantage of relative code is that it can be located anywhere in memory without changing any of the program statements or values. The ability to use relative addressing is one of the important advantages of the Z-80, and its use with this routine reduces the size of the subroutine and makes it easy to use.

## Implementation

In order to produce the sound from your computer, you must connect an audio amplifier and speaker to the cassette output plug of your TRS-80. Since the voltage out is less than 1 volt peak to peak, you can use almost any sound amplifier (do not use any amplifier that is not

0000	CD 7F 0A	ENTER	CALL	0A7FH
0003	3E 01		LD	A,1
0005	0E 00		LD	C,0
0007	ED 5B 3D 40		LD	DE,(403DH)
000B	45	LOAD\$B	LD	B,L
000C	2F		CPL	
000D	E6 03	LOOP	AND	3
000F	B3		OR	E
0010	D3 FF		OUT	(0FFH),A
0012	0D		DEC	C
0013	28 04		JR	Z,DNSTST
0015	10 F6		DJNZ	LOOP
0017	18 F2		JR	LOAD\$B
0019	25	DNSTST	DEC	H
001A	20 F1		JR	NZ,LOOP
001C	C9		RET	

Fig. 1. Assembly-language listing of Super Sound subroutine.

TRS-80 is a registered trademark of TANDY CORP.



## SYSTEM EXPANSION FOR THE TRS-80™

AT  
\$69.95 [PC BOARD &  
USER MANUAL]

- SERIAL RS232C/20 mA I/O
- FLOPPY CONTROLLER
- 32K BYTES MEMORY
- PARALLEL PRINTER PORT
- DUAL CASSETTE PORT
- REAL-TIME CLOCK
- SCREEN PRINTER BUS
- ONBOARD POWER SUPPLY
- SOFTWARE COMPATIBLE
- SOLDER MASK/SILK SCREEN

**LNW  
RESEARCH** ✓53

8 Hollowglen St. Irvine CA  
714-552-8946 92714

TO ORDER  
P.O. Box 16216 Irvine CA 92713  
Add \$3 for postage and handling.  
CA residents add 6% sales tax



Card No. \_\_\_\_\_ Expiration Date \_\_\_\_\_ Signature \_\_\_\_\_

## COMPUTER PIRATES

## DATA & THIEVES ARE HERE...



Don't let computer pirates: **DIVINE** your DATA  
**FILCHE** your FILES  
**PERUSE** your PROGRAMS

Protect them all with CRYPTTEXT, the hardware encryption module that brings ultra-high level security to the small computer user. Once encrypted, your files can be stored or transmitted in strictest privacy. A single CRYPTTEXT unit will differentially control the medical, legal or financial records, mailing lists, and design data for an entire firm.

Breaking CRYPTTEXT encrypted data is like unscrambling an egg. We don't say its impossible but we have 3 oz. of fine gold waiting for the first person who succeeds in breaking our test message.

SECURITY SYSTEMS FOR USE WITH:

TRS-80 APPLE II SUPERBRAIN NORTHSTAR



P.O. Box 428  
Northgate Sta.  
Seattle, WA 98125

(206) 364-8686

## WORD PROCESSING

If you're shopping for a letter quality printer in the \$1000 to \$2000 range, take a hard look at the IBM50 Electronic Typewriter. Then you should write or call us about our unique hardware and software that lets you use your Radio Shack TRS80 with the IBM50 or 60. With our powerful package and the IBM-50's many features: word processing, superior printouts and even typesetting (like this ad) are possible.

## keyboard input

...In BASIC is pretty crude. That's why we developed INMOD 3, a relocatable machine language program that gives you an upper/lower case driver with shift lock, blinking cursor, repeat keys, control keys, and user defined INPUT length. Anybody can easily incorporate INMOD 3 into their L2 or DISK BASIC program for fully professional keyboard input. This program is a must for any BASIC programmer! \$15.95

**MEDIAMIX**

✓263 PO Box 8775A  
Universal City, CA. 91608  
213-475-9949

VISA or MASTERCHARGE welcome!

12:40 4 QUARTER  
VISITOR HOME  
17 SCORE 14  
3 TIME OUTS 3  
← HOME 2 DOWN 7 YARDS TO GO



- |              |              |
|--------------|--------------|
| HOME         | OFFENSE      |
| 1 OFF TACKLE | 7 LONG PASS  |
| 2 END RUN    | 8 FIELD GOAL |
| 3 Q. SNEAK   | 9 PUNT       |
| 4 DRAW       | 10 TIME OUT  |
| 5 SCREEN     | 11 RESTORE   |
| 6 SHORT PASS |              |

## FOOTBALL for the TRS-80\*

Now you can play football at home on your Level I 4K TRS-80\*. You and your opponent plan strategies against each other. The computer analyzes the offensive and defensive plays and calculates yardage lost or gained. Send \$19.95 for your football cassette and instructions.

**FERIN ENTERPRISES** ✓252  
6310 Underwood Ave. S.W.  
Cedar Rapids, Iowa 52404

\*TRS-80 is a trademark of the Tandy Corp.

TRS-80®

## DISK FILE MESS?

Find disk files instantly with the most sophisticated disk indexing program available. Similar Indexing programs exist but none with as many features as FINDISK-II!

- AUTOMATICALLY create, sort, print, search a Master Index of all disk files.
- AUTOMATICALLY read file names, disk numbers (no hand entry).
- AUTOMATICALLY print disk labels (optional).
- AUTOMATICALLY update Index from revised disks.
- AUTOMATICALLY add optional file descriptions.
- AUTOMATICALLY purge disks of unwanted files.

• FINDISK-II (on tape or disk, 32K min) ..... \$20.00

Other powerful programs from Documan available on tape or disk:

- **STRUCT-I** beam design and moment transfer w/graphics (16K) ..... \$15.00
- **SOLAR-I** essential calculations for passive solar design (32K) ..... \$30.00
- **RIA-I** complex analysis of real estate investments (32K) ..... \$30.00
- **DEPRECIATE-I** calculate, print 12 facts on depreciable items (16K) ..... \$10.00

✓88

VISA OR MASTER CHARGE

DOCUMAN SOFTWARE BOX 387-A KALAMAZOO, MI 49005 (616) 344-0805

Frequency Value FV	Tone Frequency in Hertz	Frequency Value FV	Tone Frequency in Hertz
1	14300	19	1000
2	8200	20	943
3	5750	25	758
4	4445	30	633
5	3571	35	544
6	3030	40	476
7	2632	50	381
8	2299	60	317
9	2062	80	240
10	1869	100	192
11	1695	125	153
13	1450	150	146
15	1250	200	96
17	1111	255	75

Fig. 2a. Frequency values.

Duration Value DU	Time Duration in seconds
1	.007
5	.035
10	.069
25	.173
50	.345
100	.690
127	.876
0	1.753

To generate a tone, pick a frequency value, FV, from Fig. 2a and a duration value, DU, from Fig. 2b. Generate the tone by executing the BASIC statement,  $SS = USR(256 \cdot DU + FV)$ .

Fig. 2b. Duration values.

transformer isolated from the 120 volt ac line).

One possible amplifier is your cassette recorder. To use your cassette unit: (1) disconnect the motor control cable from the recorder; (2) remove any cassette from the machine; (3) open the cassette door and press the small lever at the back left of the cassette well towards the back of the well; (4) press the RECORD and PLAY buttons simultaneously; and (5) plug a speaker into the ear-phone jack. Any audio output from your computer can now be heard from the speaker.

Using your cassette unit and a speaker is a reasonable means for audio output from your computer. An even better way is to use a gadget that your local Radio Shack sells: the speaker/amplifier, part number 277-1008. This small unit has an input jack that is plug compatible to the cassette cable from the TRS-80. So to use it, all you need do is unplug the cable from the MIC input of your cassette unit and plug it into the speaker/amplifier, turn it on, and you're in business.

The BASIC program is one example of how to use the Super Sound routine. Before the pro-

gram is loaded, the MEMORY SIZE? prompt must be set equal

to one less than the decimal address of the first byte of the routine. In the program the value is set to 32737, allowing the routine to be placed at the top of a 16K RAM TRS-80. If you have 4K memory, then answer the prompt with 20447 and change line 110 or line 1010 to read  $AD = 20448$ .

Each time line 230 or line 1040 is executed in the program, a random duration value is added to a random frequency value. The sum is then passed to the  $USR()$  routine, and the tone is generated. Subsequent loops of the programs will generate differing tones of differing lengths.

#### Example Game Program

The Race program shows an example game program using the Super Sound routine. The program is a heavily modified adaptation of the original, which was conceived by Bill Loudon, a local Radio Shack store manager. In the game, a car appears to be traveling

down an ever-curving road that wanders back and forth across the screen. The road becomes narrower as the game progresses. The car continually makes a putt-putt sound, and the player must steer the car to avoid running off the road or falling into potholes. Appropriate sound effects are added if misadventure strikes. The program takes less than 2.5K of memory.

Whenever the statement  $SS = USR(xx)$  appears in the program, a tone will be generated. The length and duration of the tone are set by the value  $xx$  as described earlier in this article. All the  $xx$  values in the program were derived from experimenting and playing with the game. The first few lines of the program are used to load the  $USR()$  subroutine as in the BASIC program. Spend some time studying Race to get some ideas for your own programs.

#### A Challenge

I wrote this article not only to

```

10 ' PROGRAM TO DEMONSTRATE THE USE OF "SUPER SOUND"
20 '
30 ' AUTHOR: D.G. MORR
40 '
50 '
60 ' THE MEMORY SIZE PROMPT MUST BE ANSWERED WITH A
70 ' NUMBER EQUAL TO 1 LESS THAN SUBROUTINE ADDRESS, AD
80 '
100 DEFINT A-Z: ' INTEGER VARIABLES RUN FASTER WITH BASIC
110 AD = 32738: ' RESERVED MEMORY ADDRESS FOR ROUTINE
              (CHANGE TO 20448 FOR 4K RAM SYSTEM)
120 HI = INT(AD/256): POKE 16527,HI: ' SET UPPER BYTE OF USR() ADDRESS
130 LO = AD-HI*256: POKE 16526,LO: ' SET LOWER BYTE OF USR() ADDRESS
140 FOR I = AD TO AD+28: ' LOAD RESERVED MEMORY WITH ROUTINE
150 READ DT: POKE I,DT
160 NEXT I
170 DATA 205, 127, 10, 62, 1, 14, 0, 237, 91, 61, 64, 69, 47,
        230, 3, 179, 211, 255, 13, 40, 4, 16, 246, 24, 242, 37,
        32, 241, 201

180 '
200 ' DEMONSTRATION EXAMPLE OF RANDOM TONE GENERATION
210 DU = 2048*RND(10): ' DURATION MUST BE INTEGER MULTIPLE OF 256
220 FV = 5*RND(100): ' FREQUENCY VALUE MUST BE NON-ZERO INTEGER
230 SS = USR(DU+FV): ' GENERATE TONE
240 GOTO 210: ' GO AND DO IT AGAIN
250 END
960 '
970 '
980 ' ***** ANOTHER WAY OF EXPRESSION *****
990 '
1000 DEFINT A-Z
1010 AD=32738: HI=INT(AD/256): POKE16527,HI: POKE16526,AD-HI*256
1020 FOR I=AD TO AD+28: READ DT: POKE I,DT: NEXT
1030 DATA 205,127,10,62,1,14,0,237,91,61,64,69,47,230,3,179,211,
        255,13,40,4,16,246,24,242,37,32,241,201
1040 SS=USR(2048*RND(10)+5*RND(100)):GOTO1040

```

BASIC program to generate random tones.

make a couple of bucks, but also to try to stimulate those *Microcomputing* readers lucky enough to own TRS-80 comput-

ers to write some super programs that can make use of the ability to create sound effects. I hope that it is apparent from

reading the article how easy and simple it can be.

If you would like to avoid typing the Race program into your

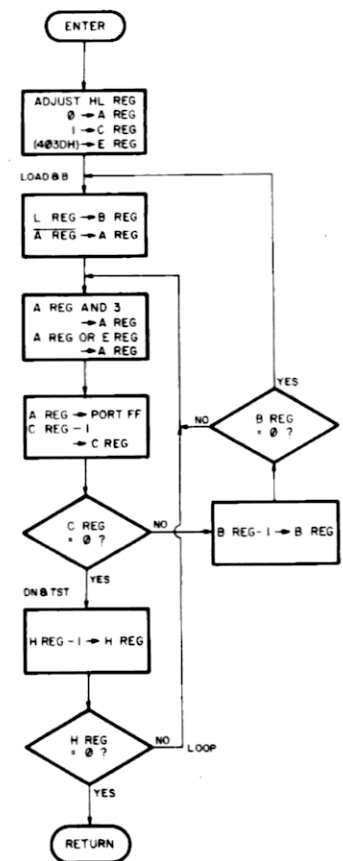
computer, I can provide a prerecorded cassette for \$6. Send a check or money order to D. G. Morr, 6599 Red Fox Rd., Reynoldsburg OH 43068, with a note requesting the Race program and include your name and address. ■

```

1 REM
2 REM THE GAME OF RACE AS MODIFIED BY DAVE MORR.
3 REM
4 REM MEMORY SIZE MUST BE SET TO 32737 FOR 16K RAM
5 REM 20447 FOR 4K RAM
6 DEFINT A-Z: CLEAR 100
8 AC=32739: HI=INT(AD/256): POKE 16527, HI: POKE 16526, AD-HI*256:
9 REM CHANGE AD TO EQUAL 20448 FOR 4K RAM SYSTEM
10 FOR I=AC TO AD+28: READ DT: POKE I, DT: NEXT I
12 DATA 205, 127, 10, 62, 1, 14, 0, 237, 91, 61, 64, 69, 47, 230, 3, 179, 211, 255, 13, 40,
13 4, 16, 246, 24, 242, 37, 32, 241, 201
15 CLS: PRINT CHR$(23): PRINT 266, "TOUCH RIGHT ARROW("): CHR$(94): "): PRINT 342,
16 "TO STEER RIGHT: PRINT 464, "OR LEFT ARROW("): CHR$(93): "): PRINT 534,
17 "TO STEER LEFT"
18 PRINT 776, "PRESS ENTER WHEN READY"
19 AS=INKEY$: IF AS="" THEN PRINT 84, "*** RACE ***": SS=USR(5119): PRINT 84,
20 "": SS=USR(5115): GOTO 10
21 SC=0: SD=0: DS=290: A=16024: B=20: C=R: D=1: F=0: G=25: H=46: KY=14400: PI=64:
22 LE=32: ST=15999: PT=255: LC=153: RC=166: CLS
25 FOR I=0 TO 15: PRINT STRING$(B, "0"): TAB(R+C) STRING$(64-R-C, "0"): NEXT I
30 X=PEEK(KY): IF X AND 1 THEN G=1: GOTO 50
40 IF LE AND X THEN G=0
50 IF RND(8)=3 THEN D=-D
60 B=B+D: IF R<3 THEN R=3: D=-D
70 J=B+C: IF J>60 THEN R=60-C: J=R+C: D=-D
100 POKE A, H: POKE A+1, H: A=ST+6: SS=USR(DS): PRINT STRING$(R, 42):
105 IF RND(8)=3 THEN PRINT STRING$(RND(C)+32, "0"): TAB(J) STRING$(64-J, 42):
110 ELSE PRINT TAB(J) STRING$(64-J, 42):
115 P1=PEEK(A): P2=PEEK(A+1): IF (P1=32) AND (P2=32) THEN 120 ELSE IF (P1=79)
120 OR (P2=79) THEN 160 ELSE 140
125 POKE A, LC: POKE A+1, RC: F=F-1: IF F<1 THEN F=40: C=C-1: DS=255+2*C: IF C<6 THEN 200
130 GOTO 30
140 SC=SC+1: G=INT(C/2+4): PRINT "YOU RAN OFF THE ROAD!"
150 FOR T=0 TO 50 STEP 10: FOR I=277 TO 267 STEP -1: SS=USR(1+T): NEXT I: NEXT T: FOR I=1719
160 TO 1023: PRINT STRING$(H, 42): TAB(R+C) STRING$(64-J, 42): SS=USR(1): NEXT I:
170 GOTO 30
180 SD=SD+1: PH=572+B+C/2: FOR T=0 TO 30: PRINT PH, "POTHOLE": SS=USR(900): PRINT PH,
190 "": SS=USR(820): NEXT T: PRINT 960, "": GOTO 30
200 CLS: PRINT CHR$(23): PRINT: PRINT: PRINT "GAME OVER": PRINT: PRINT:
210 PRINT "YOU RAN OFF THE ROAD": SC="TIMES"
220 PRINT: PRINT: PRINT "AND FELL INTO": SD, "POTHOLE!"
230 PRINT: PRINT: PRINT "WANT TO PLAY AGAIN (Y OR N)?"
240 AS=INKEY$: SS=USR(2590+RND(5)+RND(5)): IF (AS="Y") OR (AS="N") THEN 225
250 ELSE 220
255 IF AS="Y" THEN RUN
260 CLS: X=0: FOR I=0 TO 50: R=RND(10): X=X+3*R: PRINT X, "RYE": SS=USR(768+R): NEXT I:
270 FOR I=511 TO 257 STEP -1: SS=USR(1): NEXT I: CLS

```

Race program using the Super Sound subroutine.



REGISTER - USE  
A - OUTPUT VALUE  
B - WORKING FREQUENCY COUNTER  
C - MINOR DURATION COUNTER  
E - TRS-80 OUTPUT MASK  
H - MAJOR DURATION COUNTER  
L - FREQUENCY VALUE STORAGE

Fig. 3. Super Sound flowchart.

# UCSD Pascal\* for TRS-80† Model II

**The Standard Package:** Operating System □ Compiler □ Screen Editor □ Filer □ Library □ Z-80 Assembler □ Patch Utility Program □ 280 page User Manual □ Jensen & Wirth Pascal Reference Manual □ Bowles' Beginners Guide To UCSD Pascal □ tutorial disk.

## Plus:

- Single or double density diskettes in one or more standard formats.
- Disk Formatting program.
- Configuration program for serial I/O.

**\$350**

Complete

## Optional Utility Programs:

- File conversion—  
CP/M‡ to Pascal . . . . . \$50.00  
TRSDOS to Pascal . . . . . \$50.00
- Z-80 Disassembler/Dump Program . . . . . \$50.00

✓96 **PCD SYSTEMS**

323 Keuka St. • Penn Yan • New York 14527 • 315-536-3734

\*Trademark of the Regents of the University of California

†Trademark of Tandy Corp.

‡Trademark of Digital Research Corp.

## Use block movement to re-order your programs.

# Cutting and Splicing BASIC

R. B. Nottingham  
c/o The Book Rack  
1619 SE 3rd Ct.  
The Cove  
Deerfield Beach, FL 33441

The technique of loading a program to follow an existing program ("Whip File Wipe-outs," by Roger L. Pape, *Microcomputing*, July 1979, p. 39) offers several advantages to the TRS-80 programmer. Reducing keyboard entries to save time and minimize errors is one and storing a library of routines to insert at any point in a program is another.

Suppose we have a program

divided into three blocks. Block A is numbered from 10 to 990, block B 1000-1990 and block C 2000-2990. We wish to re-order the program so that instead of ABC the sequence is ACB. Normal renumbering techniques will not permit this.

Load a renumbering routine and then the program. Delete 10-990 and 2000-2990. The remaining block B is renumbered and moved from 1000-1990 to 2000-2990. Save the renumbered block B on tape.

Now, reload the program, delete block B (Delete 1000-1990) and renumber the program from the beginning so that it is now numbered 10-1995. Then using Mr. Pape's method, load block B. Presto! ACB. This may seem like a lot of

work, but it saves both the time of re-entering 100 lines of code and the errors.

Linear regression and graphing data with either a horizontal or vertical axis are two routines which may be useful in a variety of programs. We can now load these, either in the process of entering a program or after the program is completed and de-bugged. (Being able to de-bug a program in small sections is often advantageous.)

One word of caution in adding material as part of the main program or as subroutines: Variables must be consistent. Try adding a line at the beginning and end of the section to translate: A=Z, B=Q, R=Y, etc., followed by Z=A, Q=B, Y=R, etc.

To refresh your memory, the splicing procedure is as follows:

PRINT PEEK (16633), PEEK (16634)

This determines the end address of the program in memory. The computer will display two numbers:

206 74  
POKE 16548, 204 : POKE 16549, 74

If two cannot be subtracted from the first number, add 256 before subtracting and decrease the second number by one.

CLOAD (program to be added)  
READY  
POKE 16548, 233 : POKE 16549, 66

Now LIST the program and RENUM if required. ■

## BUSINESS/ACCOUNTING SOFTWARE

Flexible client write-up/general ledger system designed by a CPA and developed by a computer specialist for CPA's, accountants and general businessmen provides large-scale computer features at micro-computer software costs:

- designed for use by present employees
- allows for up to 500 accounts
- departmental financial statements including budgets
- retains standard journal entries
- automatic balancing of transactions
- fast entry & posting of transactions
- easy to follow audit trail
- conventional accounting symbols used

For 9-program package on diskette with user manual send \$495 to:

**TASK COMPUTER APPLICATIONS**  
Dayton, Ohio PO Box 24001  
45424  
(513) 233-2118 ✓ 147

### STILES COMPUTER SYSTEMS

**NEW! For Your TRS-80—  
Hard Copy for Under \$400.00.**

The SCS 2000 printer system uses the reliable SVT/PC PR-40 printer. This is a high-speed, dot matrix impact printer. It prints all 64 ASC II upper-case characters at 75 lines/minute on standard 3-7/8 inch wide roll adding machine paper (no expensive slow or thermal paper).

The printer system comes in two models. The SCS 2000-1 consists of the PR-40 printer, interface, cover and cable to connect it to your expansion interface and plug it into any 150-VAC and your expansion interface, and you are ready to PRINT or LIST.

The SCS 2000-2 consists of the PR-40 printer, interface, cover and cable to connect it directly to your TRS-80 computer.

No assembly required. No software driver routines required.

**SCS 2000-1 (for E.I.) \$399.00**  
**SCS 2000-2 (for computer) \$429.00**

Write for details and sample printout to: #227

1721 Greenlea Drive  
Clearwater, Florida 33515  
Tel. (813) 446-6283

Master charge

### EDUCATIONAL SOFTWARE


**Level II—Min 4K**

**ALPHA** For ages 4-7—teaches alphabet recognition: Reinforcement—a "happy" face

**SIGMA** For Grades 1-3—A random series of one-digit addition problems (i.e. 4 + 5 = 9) Reinforcement—Push the puck through the goal

**Simple to use—No depressing the ENTER key**

**Each \$5.95—Both for \$10.00**



**Mercer Systems Inc.**  
87 Scooter Lane  
Hicksville, N.Y. 11801

#104

**NEW**

3 FEET BY 2 FEET

# GIANT! - VIDEO SCREEN DISPLAY WORKSHEET

PRINTED ON ENAMEL STOCK AND THEN VARNISHED SO IT IS WASHABLE

---No more looking in Level II Manual for Video Layout.

**\$3<sup>95</sup>**

plus 1.50 postage

**A MUST FOR SERIOUS PROGRAMERS!**

TRS-80® Registered Trademark of Tandy Corp.

## CHECK WRITER!

**Business — ALSO —  
Proven CASH REGISTER**

**NEW**

- ★ TRS-80® 32K - 2 Disk Drives (No Printer Required)
- ★ 8 Accounts Per Check
- ★ Balances Check Book - Keeps Current Balance
- ★ LIST OUT Checks, Accounts or Deposits (To Screen or Printer)
- ★ 100 Accounts
- ★ Complete Edit Routines

**39.95**  
plus 1.50 Postage

## GOLF HANDICAPPER!

**Golf Club  
Proven**

- ★ TRS-80® 32K - 1 Disk Drive - Printer
- ★ 100 Members
- ★ Figures Golf Handicaps by USGA (USGA Approved Method)
- ★ Prints Handicap Card for Each Member
- ★ Sorts all Members by Name, lists Handicap, Number of Games Played, Latest Date Played
- ★ ...A MUST FOR TOURNAMENT PLAY!

**\$24.95**  
plus 1.50 Postage

**COMPLETE DOCUMENTATION!!!**

## CRISS-CROSS

48K - 4 Disk Drive  
Total 5400 Names, Address  
Phone Numbers - Puts in  
Phone Number Order.

## COMING SOON!!

**MAILING LABEL PULLER**  
(Makes Addressing a Snap)  
**HOLE PUNCH FOR BINDING  
COMPUTER MAGAZINES**



**MICON MICRO SYSTEMS** ✓212  
P.O. Box 360  
Azle, Texas 76020  
Ph. 817 444-1719 ext. 2

All Texas Residents  
add 5% Sales Tax

# "HISPED"

TAPE OPERATION

**A NEW SOFTWARE  
PROGRAM  
for the TRS-80™**

- Seven speed ranges
- Saves, Verifys and loads array data or programs (BASIC or SYSTEM)
- Can transfer array data to tape up to 30 times faster than normal operation using PRINT#
- Printer control features—Auto carriage return, line spacing, page spacing, screen image

Write for full specifications or send  
\$24.95 (ck or mo) + \$1.00 P/H (Calif.  
residents add 6% sales tax)



**PALOMAR  
SOFTWARE**

**170 S. Palomar Dr.  
Redwood City, Ca. 94062**

✓228

"TRS-80 is a registered trademark of TANDY CORP."

## QUICKSET

GET YOUR WARP SPEED UP



**FOR REALLY FAST TRS-80®  
GRAPHICS**

- A cassette SOFTWARE addition to your TRS-80® level II BASIC.
- Lets you draw graphics with your computer the same way you draw on paper.
- All BASIC commands work normally.
- Draw shapes, large alphabetical characters, etc. ten times faster, more easily and using less memory than level II.
- SETs one graphic spot at a time.
- Does not use strings or POKE.
- Paint your TV screen white in 4.5 seconds (TRS-80 takes 45 seconds).
- Draw the starship ENTERPRISE, above, beginning at any point on the screen, in 0.3 seconds (TRS-80 takes 4 seconds and uses twice as much memory).
- No effect on your warranty.

## WINKING CURSOR

- Play this cassette program into your TRS-80® and the cursor starts winking.
- It keeps on winking until you turn the machine off (not affected by NEW).

QS-1 QUICKSET on cassette \$7.95  
WC-1 WINKING CURSOR on cassette \$4.95  
QW-1 Both on one cassette \$9.95

Add \$1.00 per order handling charge.  
(PA residents—add 6% tax)

JMS Corp

P.O. Box 18083 Pittsburgh, PA. 15236  
(412) 655-7017

• TRS-80 is a trademark of the Radio Shack Division of Tandy Corporation.

# GIN!

**YOUR TRS-80 CAN BE  
A TOUGH OPPONENT**

**GIN RUMMY 2.0** plays a strong game, good enough to challenge an expert player. Plays a full regulation game, keeps score to game level, allows rearrangement of player's hand, and changes strategy to counter its opponent's play. Hours of good card playing, a fascinating program, one you'll enjoy playing against and trying to beat.

MGR-1 \$14.95

**CHECKBOOK PLUS** solves the problem of monthly bank statement reconciliation. No cumbersome tape record keeping. Just do your checkbook once a month and let Checkbook Plus handle all the details and find the errors.

MCB-1 \$9.95

**CALCULATOR PLUS** is an on-screen or printing calculator, with chain and mixed calculations, memories for answer storage or calculations with constants. Item count and on-screen or printed review of long add-and-subtract operations. Optional dollar format.

MPC-1 \$9.95

**CHECKBOOK PLUS** and **CALCULATOR PLUS** both on one cassette.

MC-2 \$14.95

**THE LISTMAKER** Powerful, versatile program allows entry of 400 names with codes in 16K. Lists by code on-screen or to printer. Sorts, provides editing of name or code, dumping, loading lists. Ideal for clubs, organizations, small businesses, individuals.

MLM-1 \$9.95

✓90

**MANHATTAN SOFTWARE, Inc.**  
P.O. Box 5200 Grand Central Station  
New York City, New York 10017

## Why POKE your screen onto the line printer when you can use this flexible routine?

# LPVIDEO

David E. Powers  
10 Wilben Ct.  
New Hyde Park, NY 11040

Often I want hard copy of everything on my TRS-80 video screen. A favorite method to print out the TRS-80 display is to POKE the printer driver address into the video control block in dedicated RAM (POKE 16414, 141: POKE 16415, 5). Thereafter every PRINT command will act as an LPRINT.

The trick is clever but very limiting. While it is in place, the CRT is inactive, the keyboard is tied to the line printer (you won't see what you are typing until you press ENTER) and output required on the screen will be sent only to the printer. The POKE routine and the one to cancel it (POKE 16414,88: POKE 16415, 4) are second-best techniques.

### What's LPVIDEO

LPVIDEO (line print video), presented here in two versions, is a generalized subroutine to produce hard copy of everything on the TRS-80 screen, without interrupting the video display or compromising readability of keyboard input. Both versions produce identical machine language software which may be

### Listing 1

```

00220 ; PROGRAM TO PRINT THE CONTENTS OF THE VIDEO SCREEN TO THE LINEPRINTER
00230 ;
00240 ;
00250 ; PROGRAM IS WRITTEN FOR TRS-80 48K USING TRSDOS 2.2
00260 ;
00270 ; TO REMRITE FOR 32K SYSTEMS, ALL ADDRESSES BEGINNING "FF" SHOULD BE REMWRITTEN
00280 ; TO BEGIN "BF."
00290 ; TO REMRITE FOR 16K SYSTEMS, ALL ADDRESSES BEGINNING "FF" SHOULD BE REMWRITTEN
00300 ; TO BEGIN "7F."
00310 ;
00320 ;
00330 ;
00340 ;
00350 ;
FF0C 00350 ORG 0FF0CH ; TRANSFER POINT IS FF0CH, DECIMAL 65292,
; FOR THE 48K VERSION.
3C00 00370 VIDEO EQU 3C00H ; STARTING ADDRESS FOR VIDEO MEMORY.
37E8 00390 LPADDR EQU 37E8H ; LINE PRINTER ADDRESS.
00390 ;
00400 ;
00410 ;
00420 ;
00430 ;
INITIALIZATION SEQUENCE
FF0C F5 00440 START PUSH AF ; PROGRAM USES AF, BC AND DE REGISTER PAIRS.
FF0D C5 00450 PUSH BC ; THEREFORE, IT IS NECESSARY TO PRESERVE THE ENVIRONMENT.
FF0E E5 00460 PUSH HL
FF0F 21003C 00470 LD HL, VIDEO ; REGISTER PAIR HL WILL BE USED AS A POINTER TO
; VIDEO SCREEN LOCATIONS.
FF12 0600 00490 LD B, 0 ; INITIALIZE REGISTER B TO COUNT NUMBER OF LINES THE PROGRAM
; HAS COPIED FROM VIDEO TO THE LINE PRINTER.
00500 ;
00510 ;
00520 ;
00530 ;
00540 ;
00550 ;
THIS SECTION OF CODE LOADS A LINE OF VIDEO INTO LINE PRINTER.
FF14 0E00 00570 LDLINE LD C, 0 ; INITIALIZE REGISTER C TO COUNT NUMBER OF CHARACTERS
; THE PROGRAM HAS COPIED FROM A LINE TO THE LP BUFFER.
; LINE 570 IS THE START OF THE LINE LOADING ROUTINE.
FF16 C036FF 00600 NEXTBYT CALL CHECKLP ; CALL ROUTINE TO CHECK IF LP IS READY TO RECEIVE DATA.
; ON RETURN FROM CHECKLP, LOAD BYTE FROM VIDEO TO A REGISTER.
FF19 7E 00610 LD A, (HL) ; THEN LOAD A REGISTER INTO THE LP BUFFER.
FF1A 32E837 00620 LD (LPADDR), A
FF1D 23 00630 INC HL ; SET HL POINTER TO NEXT VIDEO BYTE.
FF1E 0C 00640 INC C ; BUMP THE COUNTER.
FF1F 3E40 00650 LD A, 40H ; CHECK TO SEE IF 40H (DECIMAL 64) CHARACTERS HAVE
; BEEN LOADED INTO THE LP BUFFER (I.E., FULL VIDEO LINE)
; BY COMPARING THE COUNT TO 40H.
FF21 B9 00670 CP C
FF22 20F2 00680 JR NZ, NEXTBYT ; IF NOT, THEN GET THE NEXT BYTE. OTHERWISE FALL THROUGH.
00690 ;
00700 ;
00710 ;
00720 ;
00730 ;
00740 ;
THIS SECTION OF CODE PRINTS A FULL LINE.
FF24 C036FF 00750 CALL CHECKLP ; CALL ROUTINE TO DETERMINE LINE PRINTER READINESS.
; ON RETURN FROM CHECKLP, LOAD A REGISTER WITH
FF27 3E00 00760 LD A, 00H ; ASCII CARRIAGE RETURN.
FF29 32E837 00780 LD (LPADDR), A ; SEND CARRIAGE RETURN TO LINE PRINTER.
FF2C 04 00790 INC B ; BUMP THE LINE COUNTER.
FF2D 3E10 00800 LD A, 10H ; CHECK TO SEE IF 10H (DECIMAL 16) LINES HAVE
; BEEN PRINTED (I.E., A FULL SCREEN).
00810 ;
FF2F 08 00820 CP B
FF30 20E2 00830 JR NZ, LDLINE ; IF FULL SCREEN NOT YET PRINTED, GET NEXT LINE.
; OTHERWISE, RESTORE THE ENVIRONMENT.
FF32 E1 00840 EXIT POP HL
FF33 C1 00850 POP BC
FF34 F1 00860 POP AF
FF35 C9 00870 RET ; RETURN TO CALLING PROGRAM

```

```

00000 ;
00000 ;
00000 ;
00010 ;
00020 ; THIS SECTION OF CODE CHECKS FOR PRINTER READINESS.
00030 ;
FF36 3F6B7 00940 CHECKP LD A,(LPADDR) ;PLACE PRINTER STATUS IN THE A REGISTER.
FF39 CB7F 00950 BIT 7,A ;IS PRINTER READY?
FF3B CB 00960 RET Z ;IF SO, RETURN
FF3C CB6F 00970 BIT 5,A ;IS PRINTER IN LINE BUT DISABLED?
FF3E 20B9 00980 JR Z,DSABLD ;IF SO JUMP TO MESSAGE ROUTINE.
FF40 CB77 00990 BIT 6,A ;IS PRINTER OFF LINE?
FF42 2BF2 01000 JR Z,CHEKLP ;IF NOT, CHECK PRINTER STATUS UNTIL READY.
01010 ;
01020 ;
01030 ;
01040 ;
01050 ; THIS SECTION OF CODE LOADS AND PRINTS ADVISORY OF PRINTER STATUS.
01060 ;
FF44 219FF 01070 OFFLIN LD HL,MSG2 ;IF PRINTER OFF LINE, HL POINTS TO START ADDRESS
01080 ; OF ADVISORY MESSAGE
FF47 1803 01090 JR DSRPLY ;THEN JUMP TO DISPLAY SECTION.
FF49 2161FF 01100 DSABLD LD HL,MSG1 ;IF PRINTER DISABLED, HL POINTS TO START ADDRESS
01110 ; OF ADVISORY MESSAGE.
FF4C 05 01120 DSRPLY PUSH DE ;SET UP TO CALL THE LEVEL2 CRT DISPLAY ROUTINE.
FF4D FDE3 01130 PUSH IV
FF4F 7E 01140 LOOP LD A,(HL) ;PUT BYTE FROM MESSAGE INTO A REGISTER.
FF50 CD3300 01150 CALL 33H ;CALL LEVEL2 DISPLAY ROUTINE.
FF53 23 01160 INC HL ;BUMP MESSAGE POINTER.
FF54 3E00 01170 LD A,0 ;SET UP TO CHECK FOR END OF MESSAGE.
FF56 BE 01180 CP (HL) ;IS IT?
FF57 2BF6 01190 JR NZ,LOOP ;IF NOT, GET NEXT BYTE.
FF59 FDE1 01200 POP IV ;AT END OF MESSAGE, RESTORE IV AND DE
FF5B 01 01210 POP DE
FF5C 2132FF 01220 LD HL,EXIT ;SETUP FOR RETURN TO CALLING PROGRAM.
FF5F E3 01230 EX (SP),HL
FF60 C9 01240 RET ;BACK TO EXIT FOR FINAL RETURN.
01250 ;
01260 ;
01270 ;
01280 ;
01290 ; MESSAGE AREA
01300 ;
FF61 50 01310 MSG1 DEFN 'PRINTER NOT READY. CHECK PAPER AND SWITCH.
FF62 52 FF63 49 FF64 4E FF65 54 FF66 45 FF67 52 FF68 20 FF69 4E FF6A 4F FF6B 5
4 FF6C 20 FF6D 52 FF6E 45 FF6F 41 FF70 44 FF71 59 FF72 2E FF73 20 FF74 20 FF75
FF76 48 FF77 45 FF78 43 FF79 4B FF7A 20 FF7B 50 FF7C 41 FF7D 50 FF7E
45 FF7F 52 FF80 20 FF81 41 FF82 4E FF83 44 FF84 20 FF85 53 FF86 57 FF87 49
FF88 54 FF89 43 FF8A 40 FF8B 2E FF8C 20 FF8D 20 FF8E 20 01320 ;
01330 ;
01340 ;
01350 ; DEFN 0 ; TERMINATOR. INDICATES END OF MESSAGE.
01360 ;
01370 ;
01380 ;
FF90 50 01390 MSG2 DEFN 'PRINTER NOT IN LINE. CHECK POWER OR CABLE.
FF91 52 FF92 49 FF93 4E FF94 54 FF95 45 FF96 52 FF97 20 FF98 4E FF99 4F FF9A 5
4 FF9B 20 FF9C 49 FF9D 4E FF9E 20 FF9F 4C FFA0 49 FFA1 4E FFA2 45 FFA3 2E
FFA4 20 FFA5 20 FFA6 43 FFA7 40 FFA8 45 FFA9 43 FFAA 4B FFAB 20 FFAC 50 FFAD
4F FFAE 57 FFAF 45 FFB0 52 FFB1 20 FFB2 4F FFB3 52 FFB4 20 FFB5 43 FFB6 41
FFB7 42 FFB8 4C FFB9 45 FFBa 2E FFBb 20 FFBc 20 FFBd 20 01400 ;
01410 ;
01420 ;
01430 ; DEFN 0 ; TERMINATOR
01440 ;
01450 ;
01460 ;
01470 ;
00000 TOTAL ERRORS
LOOP FF4F
MSG1 FF61
DSRPLY FF4C
MSG2 FF90
OFFLIN FF44
DSABLD FF49
EXIT FF32
CHECKP FF36
NXTBYT FF16
LDLINE FF14
START FF0C
LPADDR 37E9
VIDEO 3C00

```

HEX ADDRESS	MACHINE CODE	LINE NUMBER	LABEL	OPERATION	OPERAND(S)	COMMENTS
FF16	CD36FF	00600	NXTBYT	CALL	CHEKLP	;CALL ROUTINE.....
FF19	7E	00610		LD	A,(HL)	;ON RETURN.....
FF32	E1	00840	EXIT	POP	HL	;OTHERWISE.....

Example 1. Assembly Language Format.

left in protected memory as a user service routine (USR) available to any BASIC program. Printing the entire CRT screen becomes as easy as selectively calling the USR from a BASIC program.

Listing 1 is an assembly language program in Zilog Z-80 mnemonics. Don't be threatened if assembly language is new to you; this article steps through the listing slowly. In addition to learning about assembly language programming, you'll acquire a very useful subroutine. Listing 2 produces the same result as Listing 1, but uses BASIC to POKE instructions into memory. It's an easy way to get LPVIDEO running so you can appreciate how well machine language works.

### Program Theory and Operation

The assembly language program (Listing 1) was produced using the TRS-80 Editor/Assembler. Even if you don't have an Editor/Assembler, you can still load the program through BASIC, or with T-BUG (a Radio Shack programming and debugging package) or, if you are using a disk-oriented system, with the TRSDOS DEBUG commands.

Listing 1 is in seven-column format (see Example 1). Column three, the only unbroken column, is a series of line numbers. Column four contains optional labels, as in line 600, labeled NXTBYT. Rather than specify an address as hexadecimal FF16, for example, I can refer to that address by the arbitrary label, NXTBYT.

This is particularly useful, as the address FF16H was determined after I wrote the program, when the assembler worked on the source code (in columns five and six) to develop column one (the RAM hexadecimal addresses) and column two (the machine language object code). Column two contains the actual program. Everything else is supporting material.

LPVIDEO begins with the definition of its first memory location (FF0CH, decimal 65292, at line 350) and the assignment of values to the labels VIDEO and LPADDR. VIDEO, set at 3C00H,

# INTERNATIONAL ELECTRONICS TOUR

VISITING FOUR ELECTRONICS SHOWS  
in  
KOREA, JAPAN, TAIWAN & HONG KONG  
October 8 - 22, 1980

- \*\*\*Air Transportation Via Japan & Northwest Airlines.
- \*\*\*Participants May Return to the U.S. Individually Within 35 Days From the Date of Departure.
- \*\*\*First Class Hotel Accommodations.
- \*\*\*Daily Show Transportation—To and From Hotels.
- \*\*\*Overseas Co-Host: Electronics Industry Assn. of Each Country.
- \*\*\*Arrangements For Group and Individual Business Meetings.
- \*\*\*Business Briefings by Local Governments, Chamber of Commerce, and U.S. Embassy Commercial Officers.
- \*\*\*Price: \$2020.00 Including All U.S. and Foreign Taxes.

As described by Wayne Green in January 1980 Microcomputing Editorial

Write for information about Electronics Tour To Far East  
MARGO EVANS Commerce Tours International, Inc.  
870 Market Street, Suite 742-744  
San Francisco, CA 94102

✓ 259

When you've  
got something  
to say to a  
TRS-80™

you can say it best  
with Scott's VET/1 Voice Entry Terminal



Now, enjoy your TRS/80 more with voice entry to basic programs or games. Solid-state reliability, easy to use. Key features include:

- Performance comparable to systems costing \$10,000 or more — at hobbyist prices
- High accuracy, fast recognition
- Supplied with demo programs and software tools
- Connects directly to screen printer I/O port
- Simple to program — only Level II BASIC required

Make your computer more productive and enjoyable!

For details, call 817/387-1054 or write:

**SCOTT** 91  
INSTRUMENTS

815 North Elm • Denton, Texas 76201

TM Trademark of Tandy Corporation

is the address of the first byte of the CRT memory.

The TRS-80 is memory-mapped. Frequently input/output data are channeled through RAM addresses rather than through the 256 ports of the Z-80 microprocessor. The display occupies 1024 bytes from 3C00H to 3FFFH (decimal 15360 to 16383). LPADDR stands for 37E8H (decimal 14312), the location in RAM at which software

addresses the Centronics parallel port, used by most Radio Shack printers.

The remainder of LPVIDEO may be regarded as six modules (see Table 1). The initialization sequence preserves the data in register pairs AF, BC and HL. Register pair HL, which will be used as a pointer to successive screen locations, is loaded with the starting address of the video memory.

## Listing 2

```

1 REM *** BASIC PROGRAM TO POKE LPVIDEO INTO HIGH MEMORY.
2 REM *** 48K DISK VERSION
3 REM *** SEE ACCOMPANYING ARTICLE FOR MODIFICATION DETAILS FOR
  SMALLER SYSTEMS AND NON-DISK SYSTEMS.
4 /
5 /
6 POKE 16553,255 'CORRECTION FOR ERROR IN SOME LEVEL2 CHIPS
7 /
8 /
9 /
10 REM *** INITIALIZATION SEQUENCE
20 DATA 245, 197, 229, 33, 0, 60, 6, 0
30 /
40 /
50 /
60 REM *** LOAD LINE OF VIDEO INTO LP BUFFER
70 DATA 14, 0, 205
80 DATA 54, 255 'MODIFY THIS LINE, IF NECESSARY, ACCORDING TO
  DIRECTIONS.
90 DATA 126, 50, 232, 55, 35, 12, 62, 64, 185, 32, 242
100 /
110 /
120 /
130 REM *** PRINT LINE
140 DATA 205
150 DATA 54, 255 'MODIFY THIS LINE, IF NECESSARY, ACCORDING TO
  DIRECTIONS.
160 DATA 62, 13, 50, 232, 55, 4, 62, 16, 184, 32, 226, 225,
  193, 241, 201
170 /
180 /
190 /
200 REM *** CHECK FOR PRINTER READINESS
210 DATA 58, 232, 55, 203, 127, 200, 203, 111, 40, 9, 203,
  119, 40, 242
220 /
230 /
240 /
250 REM *** LOAD AND PRINT ADVISORY OF LP STATUS.
260 DATA 33
270 DATA 144, 255 'MODIFY THIS LINE, IF NECESSARY, ACCORDING TO
  DIRECTIONS.
280 DATA 24, 3, 33
290 DATA 97, 255 'MODIFY THIS LINE, IF NECESSARY, ACCORDING TO
  DIRECTIONS.
300 DATA 213, 253, 229, 126, 205, 51, 0, 35, 62, 0, 190, 32,
  246, 253, 225, 209, 33
310 DATA 50, 255 'MODIFY THIS LINE, IF NECESSARY, ACCORDING TO
  DIRECTIONS.
320 DATA 227, 201
330 /
340 /
350 /
360 REM *** MESSAGES
370 DATA 80, 82, 73, 78, 84, 69, 82, 32, 78, 79, 84, 32, 82,
  69, 65, 68, 89, 46, 32, 32, 67, 72, 69, 67, 75, 32
380 DATA 80, 65, 80, 69, 82, 32, 65, 78, 68, 32, 83, 87, 73,
  84, 67, 72, 46, 32, 32, 0
390 DATA 80, 82, 73, 78, 84, 69, 82, 32, 78, 79, 84, 32, 73,
  78, 32, 76, 73, 78, 69, 46, 32, 32, 67, 72, 69, 67, 75
400 DATA 32, 80, 79, 87, 69, 82, 32, 79, 82, 32, 67, 65, 66,
  76, 69, 46, 32, 32, 32, 0
410 /
420 /
430 /
440 FOR I%= -244 TO -66 'MODIFY THIS LINE, IF NECESSARY,
  ACCORDING TO ACCOMPANYING DIRECTIONS.
450 READ B%
460 POKE I%, B%
470 NEXT
  
```

CHEKLP, the subroutine beginning at line 940, examines the printer's status. If the printer is ready the subroutine executes a return to the calling location. LPADDR contains 5DH (decimal 93) when the printer is ready. The only other possible data at LPADDR are FFH (decimal 255) if the printer is not on line (e.g., power off), DFH (decimal 223) if it is on line but disabled (e.g., out of paper), or BFH (decimal 191) if it is unable to receive data because it is printing.

#### Is the Printer Ready

Bit test operations determine which printer condition is true. Bit tests were chosen rather than compares because they save program space by minimizing loads and register usage and by diminishing the number of pushes and pops to and from the stack. The bits of each byte are numbered 0 through 7, from right to left, corresponding to the power of two represented by that bit. Accordingly, printer condition reports may be expressed as in Example 2.

The instruction at line 940

loads LPADDR data into the A register. Bit 7 is 0 (reset) if and only if the printer is ready. At line 950 we test for readiness. Line 960 is a return on zero; if bit 7 is reset, control returns to the calling address. If bit 7 is 1 (set) the program continues with the next instruction, testing bit 5 of the datum at LPADDR. Bit 5 is 0 if and only if the printer is on line but disabled.

If the printer is disabled the program executes a jump to DSABLD (line 1100), which displays a status advisory. If the printer is enabled but otherwise unready, the subroutine tests bit 6, which is set if the printer is disabled (already eliminated) or off line.

If bit 6 is set, the program jumps to OFFLIN (line 1070) to print another message. If no jump is executed, the program assumes that the printer was unready because it was printing. The program returns to CHEKLP and repeats the loop until it is exited by printer availability, disability or off line status.

When the printer is ready, the loading module (LDLINE, begin-

READY	decimal 63	3FH	binary 00111111
PRINTING	decimal 191	BFH	binary 10111111
DISABLED	decimal 223	DFH	binary 11011111
OFF LINE	decimal 255	FFH	binary 11111111

Example 2. Printer Condition Report.

```

FF00 => 43 E5 21 ED FE 22 16 48 E1 CD 20 48 F5 C5 E5 21
FF10 => 00 3C 06 00 0E 00 CD 36 FF 7E 32 E8 37 23 0C 3E
FF20 => 40 89 20 F2 CD 36 FF 3E 00 32 E8 37 04 3E 10 88
FF30 => 20 E2 E1 C1 F1 C9 3A E8 37 CB 7F C8 CB 6F 28 09
FF40 => CB 77 28 F2 21 90 FF 18 83 21 61 FF D5 FD E5 7E
FF50 => CD 33 00 23 3E 00 0E 20 F6 FD E1 D1 21 32 FF E3
FF60 => C9 50 52 49 4E 54 45 52 20 4E 4F 54 20 52 45 41
FF70 => 44 59 2E 20 20 43 48 45 43 48 20 50 41 50 45 52
FF80 => 20 41 4E 44 20 53 57 49 54 43 48 2E 20 20 00
FF90 => 50 52 49 4E 54 45 52 20 4E 4F 54 20 49 4E 20 4C
FFA0 => 49 4E 45 2E 20 20 43 48 45 43 48 20 50 4F 57 45
FFB0 => 52 20 4F 52 20 43 41 42 4C 45 2E 20 20 20 00 3D
FFC0 => FF FF FF FF FF FF FF FF FF FF FF FF FF FF FF
FFD0 => FF FF FF FF FF FF FF FF FF FF FF FF FF FF FF
FFE0 => FF FF FF FF FF FF FF FF FF FF FF FF FF FF FF
FFF0 => FF FF FF FF FF FF FF FF FF FF FF FF FF FF FF
  
```

Example 3. Memory Dump of LPVIDEO.

STARTING ADDRESS	STARTING LINE	MODULE FUNCTION
FF0C	00440	INITIALIZATION SEQUENCE
FF14	00570	LOAD VIDEO LINE TO PRINTER BUFFER
FF24	00750	PRINT CONTENTS OF PRINTER BUFFER
FF36	00940	SUBROUTINE CHECK FOR PRINTER READINESS
FF44	01070	PRINT ADVISORY ON PRINTER STATUS
FF61	01310	MESSAGE AREA CONTAINS ASCII STRINGS

Table 1. Program Modules.

## exclusive Disk Software from ELCOMPCO

**CMDSTR:** Create a disk file of commands and execute the whole file with one command or auto it for a turnkey system from boot to basic and beyond.

**DOSCMD:** Submit an entire list of DOS commands at once, then sit back and let the computer do it all.

**COPYFILE:** For single disk users. Transfers any file from one disk to another. (TRSDOS 2.2, 2.3 only).

**CMDSTR, DOSCMD, AND COPYFILE**  
All 3 on tape \$16.95.

**VIDUMP:** Dumps screen graphics into basic file of print statements. Recreate graphics quickly by typing run.

**GRFPRNT:** Fast hardcopy of screen graphics. For 132 Col. Lineprinters.

**DATMAKER:** Create disk file of basic data statements from any block of memory. Merge into a basic program for poking back into memory.

**VIDUMP, GRFPRNT, AND DATMAKER**  
All three on tape \$15.00.

#### GAMES:

**WHEEL:** Word guessing game with graphics and sound.

**MASTERMD:** Number guessing game with graphics and sound.

✓ 63

**WHEEL AND MASTERMD**  
(16K L2) On tape \$15.00.




C.O.D.



P.O. Box 6133, Albany, CA 94706

## WORD PROCESSING PRINTER



**IBM SELECTRIC<sup>®</sup> TERMINAL**  
**\$795.00**  
**TRS-80<sup>®</sup> DIRECT PARALLEL**

- FUNCTIONALLY TESTED
- CABLES INCLUDED
- NO SOFTWARE REQUIRED
- OFF LINE TYPEWRITER
- DELIVERY STOCK TO 5 WKS
- PACKING AND HANDLING \$25
- SHIPPING COLLECT
- CASHIER CHECK, MONEY ORDER

**RS232 SERIAL  
AND/OR  
CENTRONICS<sup>®</sup>  
TYPE  
PARALLEL  
INTERFACE**  
ONLY **\$345.00**

**McClain & Associates, Inc.**

5104 East 65th Street  
Indianapolis, Indiana 46220  
(317) 842-0526



VERSION	ORG & HEX TRANS ADDRESS	DEC TRANS ADDRESS	MEMORY SIZE?
48K DISK	OFF0CH	65292	65291
48K NON DISK	OFF4CH	65356	65355
32K DISK	0BF0CH	48908	48907
32K NON DISK	0BF4CH	48972	48971
16K DISK	7F0CH	32524	32523
16K NON DISK	7F4CH	32588	32587

Table 2. Entry Points and Memory Allocation.

LSB* OF ADDRESS	48K DISK	48K NON	32K DISK	32K NON	16K DISK	16K NON
17	36	77	36	77	36	77
18	FF	FF	BF	BF	7F	7F
25	36	77	36	77	36	77
26	FF	FF	BF	BF	7F	7F
45	90	D1	90	D1	90	D1
46	FF	FF	BF	BF	7F	7F
4A	61	A2	61	A2	61	A2
4B	FF	FF	BF	BF	7F	7F
5D	32	73	32	73	32	73
5E	FF	FF	BF	BF	7F	7F

\*Denotes least significant byte

Table 3. Machine Language Modifications.

ning at 570) copies one screen line from the CRT memory to the printer buffer.

Line 610 loads a byte from the video display, indicated by register HL, into the A register which is written to LPADDR and sent to the printer buffer by line 620. HL is incremented to point to the next video byte. Register C is incremented and checked for 40H (decimal 64, the number of characters on each line). Until C contains 40H the program loops back to NXTBYT (line 600). When C contains 40H, control drops through to line 750.

At line 750 the program enters the print module, which calls CHEKLP. If the printer is ready, the A register is loaded with DH (decimal 13), an ASCII carriage return, which is sent to the printer at line 780 and forces a print of the buffer contents.

Register B, which counts lines, is incremented and checked for 10H (decimal 16). If B contains less than 10H the program has not examined every video line. Control then jumps to LDLINE, zeroing the C register, beginning a load of the next video line. If B contains 10H control passes to EXIT, which restores the environment and executes a return to the calling program.

The section of code that outputs printer advisories begins at

line 1070. OFFLIN loads HL with the starting address of MSSG2 (line 1390). DSABLD does the same for MSSG1 (line 1310). The program continues with DISPLAY (line 1120) which calls the Level II display routine at ROM address 33H. Each of the messages is established in memory with the DEFM pseudo-operation. DEFM is not a Z-80 operation but an assembler instruction to reserve a block of memory for ASCII values of a message string. After each message is a 0, entered with the DEFB pseudo-op that defines a byte according to the programmer's wishes. The loop in DISPLAY repeatedly calls the Level II display routine until it encounters the 0 terminator, an invalid ASCII code.

A TRSDOS DEBUG dump of the memory area containing the complete machine language program is reproduced as Example 3. The enclosed section be-

Listing 3	
460	CLS
470	PRINT @ 128, "THE FOLLOWING" N% "SLIDE NUMBERS INCLUDE
	SCENES OF " S% " "
480	FOR I%=1 TO N%
490	PRINT SN%(N%);
500	NEXT
510	PRINT
520	PRINT "<R>EQUEST PHYSICAL DESCRIPTION. "
530	PRINT "<S>ELECT NEW CATEGORY. "
540	PRINT "<D>ELETE SLIDES FROM LIST. "
550	PRINT "<A>DD SLIDES TO LIST. "
560	AS=INKEY\$: IF AS="" THEN 560
570	IF AS="P" THEN X=USR0(X) : REM *** SHIFT P
580	IF AS="R" THEN 1570
590	IF AS="S" THEN 350
600	IF AS="D" THEN 7000
610	IF AS="A" THEN 9000
620	GOTO 560

ginning at FF0CH and ending at FFBEH is LPVIDEO. The dump should aid the reader in producing LPVIDEO using T-BUG or the DEBUG commands in TRSDOS.

#### Calling the Subroutine

LPVIDEO is useful when running a BASIC program. The memory size inquiry of the BASIC initialization dialogue should be answered with a number smaller than the transfer address (entry point) of LPVIDEO. Responses are suggested in Table 2. The standard transfer to LPVIDEO is by a USR call.

Programs in disk BASIC (or G2's Level III by Microsoft) should include instructions such as DEFUSR0=&HFF0C that defines user service routine 0 as having a transfer address of FF0CH (decimal 65292). In Level II BASIC it is necessary to POKE the hexadecimal address into memory one byte at a time the least significant byte first—12 (0CH) into 408EH (decimal 16526) and 255 (FFH) into 408FH (decimal 16527).

Disk BASIC and Level III call the subroutine with an instruction like X=USR0(X), while Level II users should try X=USR(X). Processing is branched to

LPVIDEO, the screen is printed (or the user is advised why it is not) and BASIC regains control of the program.

Most of the BASIC software I write accepts keyboard input via the INKEY\$ statement, a technique particularly suitable for entering LPVIDEO. A typical calling sequence, illustrated in Listing 3, is part of a hypothetical BASIC program.

Line 560 begins the input routine. If the user types a shift P the BASIC program calls LPVIDEO. Since the subroutine returns control to line 580, the INKEY\$ routine is continued and awaits further user input.

#### Modifications for Different TRS-80 Configurations

LPVIDEO is written for a Model I disk-oriented TRS-80 system with 48K of user RAM. It resides near the top of the 48K memory. The very top is not employed as TRSDOS 2.2 uses the highest 64 bytes of memory when BASIC or BASICR is loaded.

The program is easily modified for other configurations and is adaptable to other computer systems. Use Table 2 to determine origin addresses for pro-

VERSION	DATA ON LINE #					LINE 440
	80	150	270	290	310	
48K DISK	54,255	54,255	144,255	97,255	50,255	FOR I% = -244 TO -66
48K NON DISK	119,255	119,255	209,255	162,255	15,255	FOR I% = -179 TO -1
32K DISK	54,191	54,191	144,191	97,191	50,191	FOR I% = -16628 TO -16450
32K NON DISK	119,191	119,191	209,191	162,191	15,191	FOR I% = -16563 TO -16385
16K DISK	54,127	54,127	144,127	97,127	50,127	FOR I% = 32524 TO 32702
16K NON DISK	119,127	119,127	209,127	162,127	15,127	FOR I% = 32589 TO 32767

Table 4. Modifications to Listing 2.

ducing LPVIDEO with an assembler program. Table 2 also provides answers to the memory size inquiry and addresses to be specified for a USR transfer.

Table 3 lists the least significant bytes of RAM addresses and the data those addresses should contain for various configurations. The most significant byte for all 32K addresses is BF, for 16K, 7F.

Table 4 suggests modifications of Listing 2, the BASIC program to POKE LPVIDEO into

memory. Tables 2, 3 and 4 consider a TRSDOS 2.1 system to be a non-disk system.

### Conclusion

LPVIDEO is a useful routine. Like every program, it can be changed or enlarged. A particularly enticing challenge is to write a patch to the TRS-80 keyboard scan so that it will look continuously for a shift P and execute LPVIDEO, regardless of what other task is being undertaken, much the same way that

shift @ stops background tasks.

The user may also want to modify the program so that it prints only up to the current cursor position. Working with LPVIDEO can give the novice assembly language programmer valuable experience using important instructions and techniques. ■

### References

William Barden, Jr. *TRS-80 Assembly Language Programming*.

Fort Worth: Radio Shack. 1979.  
\_\_\_\_\_. *How to Program Microcomputers*. Indianapolis: Howard W. Sams & Co. 1977.

\_\_\_\_\_. *The Z-80 Microcomputer Handbook*. Indianapolis: Howard W. Sams & Co. 1978.

Adam Osborne et. al. *Z80 Programming for Logic Design*. Berkeley: Osborne & Associates, Inc. 1978.

Kathe Spracklen. *Z-80 and 8080 Assembly Language Programming*. Rochelle Park, N.J.: Hayden Book Company, Inc. 1979.

**Subscribe to**

**80 microcomputing™**


**fill out the postage paid reply card on page 162**

**Call us, Write us, or Circle our reader service #**

If you like to receive mail related to the TRS-80® Model I or Model II, then send us your name and address. Companies and individuals all across the country have products and programs they want to tell you about. Products that will enable you to use and enjoy your computer more.

Each day a trip to your mailbox can bring you useful, interesting information on accessories, business programs, game programs, hardware, supplies, etc.

And by mailing directly to you the companies can go into greater detail on their products and services. So send your name and address today. Tell us if you own a Model I or Model II and if your interest is in personal/hobby or business use.



TRS-80® Reg. Trademark of Radio Shack  
#216

National Tricor, Inc./3335 Greenleaf Blvd./Kalamazoo, MI 49008/616-375-7519

From The Engineering Group At GSIC:

DESIGNED FOR THE TRS-80



**CASSETTE REMINDER INTERFACE**

NOW YOU CAN REMIND, FAST-FORWARD, OR INCREMENT YOUR TAPES EVEN WHEN NOT DOING A 'CLOAD', 'CSAVE' OR 'SYSTEM' COMMAND.

**END THOSE CASSETTE TAPE HANDLING BLUES!**

**ONLY .. \$14.95**

WE PAY ALL SHIPPING AND HANDLING CHARGES.

**FEATURES:** Adapts instantly to present system, precision toggle and momentary push-button switches, durable painted aluminum cabinet, high quality micro-plug and jack, non-slip rubber feet, does not interfere with normal system operation, compact design complements your system.

SEND CHECK OR MONEY ORDER TO: ✓93  
**GRANITE STATE INSTRUMENT COMPANY**  
Box 3486  
Nashua, NH 03061

(A TRADEMARK OF TANDY CORPORATION)

## STATIC ELECTRICITY YOUR BIGGEST ENEMY!!!

### STATIC IS THE MAJOR CAUSE OF PROGRAM AND DATA LOSS

Compuguard 2000™ can help eliminate static problems now! Compuguard is specially formulated to reduce static electricity in all types of carpeting. You simply spray Compuguard on carpeted and fabric covered surfaces near your data processing equipment and Compuguard immediately goes to work eliminating troublesome static.

You can't afford to be without the protection Compuguard 2000™ will give. Before you lose another program, **ORDER TODAY!!** Your Compuguard 2000™ Starter Kit, at the low introductory price of \$12.95, includes a half gallon of Compuguard 2000™, spray bottle and complete instruction.

**YOUR SATISFACTION IS 100%  
GUARANTEED OR YOUR  
MONEY BACK!!!**

**SEND NOW** - Your Check or Money Order for \$12.95 per Kit With Your Complete Return Address To:

Woodland-Hafner Associates ✓230  
Research Building  
444 N. 3rd Street  
Philadelphia, PA 19123  
OR CALL COLLECT FOR  
INFORMATION (215)928-1691  
Dealer Inquiries Invited  
Master Charge or Visa Accepted

## BRING YOUR TRS-80 KEYBOARD TO LIFE!

More than a year ago we used this headline to introduce AUTOK and QEDIT, the keyboard autorepeat and quick edit utilities for Level II BASIC. They've been very popular, but we couldn't resist working them over anyway, in response to customer suggestions. The result? KEYEDIT, a vastly improved AUTOK, QEDIT, and a few things more.

With KEYEDIT and your Level II or Disk BASIC system, you get:

- Debouncing. No need to use Radio Shack's KBFIX!
- Autorepeat on every key. Just hold a key down, and after a half-second delay, the character repeats about eight per second.
- Single-keystroke keyword entry. Hold down SHIFT, hit a letter key, and an entire BASIC keyword is spelled out at once. Plus, you can assign any keyword to any key!
- Keyboard macro facility. Any frequently-typed pattern can be defined and later invoked in a single keystroke. You just fill in the blanks. Takes the drudgery out of repetitive keying.
- Screen-oriented editing. KEYEDIT's cursor moves anywhere in a displayed program listing for instant insertions and deletions. Plus, whole statements can be copied to other parts of the program or combined to form longer ones, without retyping the text. Makes BASIC's EDIT function obsolete!
- Easy loading. KEYEDIT loads from cassette using CLOAD (even though it's written in machine language), and may be saved on disk. Features can be deleted selectively just by deleting lines. Once RUN, KEYEDIT protects itself in memory and links into BASIC, where it unobtrusively awaits your command.

• Thorough documentation. Each feature is explained in detail along with instructions for user modifications.

KEYEDIT will save you hours of effort in BASIC program development. So why waste another minute? Bring your keyboard to life today with KEYEDIT!

KEYEDIT Level II cassette and instructions:

\$19



**DISCOVERY BAY  
SOFTWARE CO.**

P.O. Box 464 Port Townsend, WA 98368

Bankcards welcome. Dealer inquiries invited.  
Write us directly for more information.

*Why enter figures in decimal, when you can use these routines!*

# Fractional Input

David R. Cecil  
Dept of Mathematics  
Texas A & M University  
Kingsville TX 78363

**W**ould you like to be able to enter fractions such as  $-8/5.6$  with the INPUT statement in BASIC? How about variable length numeric data with one INPUT?

If you've tried simultaneous equations, matrix-inversion problems or even sorting, then you know how handy these two features would be.

The programs given here allow fractions and/or variable length data streams. They are

written for the TRS-80 Level II, but should work with any extended BASIC having the string functions LEN, MID\$, RIGHT\$ and VAL.

If you are only going to input one number at a time and wish to be able to enter a fraction for your input, then see Program 1. (More extensive REMARKS about Program 1 appear in Program 3 starting at line 1140.)

To call Program 1 your main program will need the statement INPUT C\$: GOSUB 2010. For example, Program 2 displays x and 5x for user-chosen x's.

To use Program 2 type RUN. When ? appears type in your numeric value, such as  $-17/681$  or 12.3, and press the ENTER key. Use the BREAK key to terminate this program.

If you want to enter more than one number per INPUT and also be able to enter fractions, then

take a look at Program 3.

To use Program 3 type RUN 1010. When the prompt ? of the INPUT statement appears, type the first entry followed by exactly one space, then the second entry, then one space, etc. (for example,  $-103/40 - 5.08607/ - 9.1$ ). Do not use commas to separate the data values or you will get the message ?EXTRA IGNORED. Don't put a space after the last number entered or between a negative sign and its value and do not put more than one space between numbers, or you will have some unwanted

zeros in your output. You are permitted entries such as  $-3/4$ ,  $3/-4$  or even  $-3/-4$  if you prefer that to  $3/4$ .

The dimension of the output matrix D given in line 1050 is the maximum. You may wish to use a smaller DIM size.

Output matrix D is available for future use, other than for just displaying its contents as is done in lines 1090-1110. If line 1085 is changed to 1085 RETURN, then this program, like Program 1, would be nice to use with the INPUT statement. To utilize Program 3 as a subrou-

```
2000 REM*THE INPUT IS STRING C *
2010 FOR J = 1 TO LEN(C$)
2020 IF MID$(C$,J,1) = "/" THEN 2050
2030 NEXT J
2040 V = VAL(C$): GOTO 2060
2045 REM*THE OUTPUT IS THE NUMBER V *
2050 V = VAL(C$)/VAL(RIGHT$(C$,LEN(C$)-J))
2060 RETURN
```

Program 1.

```
10 INPUT C$: GOSUB 2010
20 PRINT V, 5*V
30 GOTO 10
```

Program 2.

```
1001 REM "A PROGRAM TO INPUT FRACTIONS"
1002 REM "OR VARIABLE LENGTH NUMERIC DATA"
1003 REM "WITH THE INPUT STATEMENT"
1004 REM "BY DAVID R. CECIL"
1010 CLEAR 1200: INPUT B$
1020 LET B = 1: LET K = 1
1025 REM "LINE 1030 ADDS A SPACE AT THE END"
1026 REM "OF THE INPUT STREAM"
1030 A$ = B$ + " "
1035 REM "THE OUTPUT IS THE MATRIX D. IT IS"
1036 REM "DIMENSIONED TO BE THE LENGTH OF STRING A"
1040 Z = LEN(A$)
1050 DIM D(Z)
1055 REM "CHECK TO SEE IF STRING A HAS A SPACE"
1056 REM "(A BLANK) AT POSITION I"
1060 FOR I = 1 TO Z
1070 IF MID$(A$,I,1) = " " THEN GOSUB 1130
1080 NEXT I
1085 REM "OUTPUT MATRIX D HAS SIZE K-1 WHERE"
1086 REM "K-1 IS THE NUMBER OF ITEMS ENTERED."
1087 REM "DISPLAY THE OUTPUT, ONE ITEM PER LINE"
1090 FOR S = 1 TO K-1
1100 PRINT D(S)
1110 NEXT S
1120 END
1125 REM "CHECK TO SEE IF THE ENTRY BETWEEN TWO"
1126 REM "BLANKS HAS A DIVISION SYMBOL APPEARING"
1130 C$ = MID$(A$,I,B-I-B)
1140 FOR J = 1 TO LEN(C$)
1150 IF MID$(C$,J,1) = "/" THEN 1180
1160 NEXT J
```

time, use INPUT B\$: GOSUB 1020 in place of an INPUT statement.

As an illustration, Program 4 displays the numbers entered as decimals, followed by the original entry (whether fractional or not) and does a sort of numbers at the same time so that the results appear in ascending order.

To use Program 4 be sure Program 3 is still loaded. Then a) change line 1050 to read DIM D (Z), E\$(Z); b) change line 1085 to read RETURN; and c) change line 1210 to read E\$(K) = C\$: B = I + 1: K = K + 1. After these changes type RUN and input fractions or whatever

numeric data desired when ? appears.

The division sign "/" in lines 1150 and 1180 could be replaced by "+" if you will be entering numbers in a form such as 2.7081 + 6.952.

You might notice that Program 3 can be shortened from line 1150 to the end by interchanging some lines and eliminating a GOTO. The formulation presented here was used so that omitting lines 1140 through 1190 (if your data has no fractions occurring but you want to input a stream of numbers with one INPUT) will have no effect on the rest of the program. ■

```
1170 GOTO 1200
1175 REM "ASSIGN THE RESULT OF THE DIVISION TO"
1176 REM "THE OUTPUT D(K)"
1180 D(K) = VAL(C$)/VAL(RIGHT$(C$,LEN(C$)-J))
1190 GOTO 1210
1195 REM "IF / DOES NOT APPEAR THEN ASSIGN D(K)"
1196 REM "TO THE NUMBER APPEARING BETWEEN TWO BLANKS"
1200 D(K) = VAL(C$)
1210 B = I + 1: K = K + 1
1220 RETURN
```

#### Program 3.

```
10 CLEAR 1200: INPUTB$: GOSUB 1020
20 FOR S = 1 TO K-1: FOR J = 1 TO K-2
30 IF D(J) > D(J + 1) THEN 80
40 NEXT J,S
50 FOR S = 1 TO K-1
60 PRINT D(S), "ORIGINAL ENTRY = "; E$(S): NEXT S
70 END
80 A = P(J + 1): D(J + 1) = D(J): D(J) = A
90 B$ = E$(J + 1): E$(J + 1) = E$(J): E$(J) = B$
100 GOTO 40
```

#### Program 4.



**THE COMP~CASE**

ATTACHE STYLE CASES FOR CARRYING AND PROTECTING THE TRS-80 COMPUTER. HIGH QUALITY LUGGAGE CONSTRUCTION. ONE CASE FOR COMPUTER, EXPANSION UNIT, TAPE RECORDER OR DISK DRIVES. SECOND CASE FOR MONITOR WITH EXTRA SPACE FOR ROBER OR MINI-PRINTER. NEVER A NEED TO REMOVE EQUIPMENT FROM CASE. SIMPLY REMOVE COVER, CONNECT POWER AND OPERATE. COVER CAN BE REPLACED AND LOCKED FOR SECURITY WITHOUT DISCONNECTING CABLES. OPTIONAL RF-MODULATOR CONVERTS ANY TV SET INTO A MONITOR MAKING IT UNNECESSARY TO CARRY MONITOR.

RS201 TRS-80 Computer Case.....	\$109
RS202 TRS-80 Monitor Case.....	84
RS203 RF-Modulator.....	29
PA202 Line Printer II Case.....	89
CC200 Matching Attache Case.....	75

CASES ALSO AVAILABLE FOR APPLE, ATARI, CEREONICS AND PAPER THERM.

**COMPUTER CASE COMPANY** ✓ 199

5650 INDIAN MOUND CT., COLUMBUS, OHIO 43213

(614) 868-9464

TRS-80 users

### Learn FORTH

FORTH is a structured high level language that dramatically cuts program development time. You can expand the FORTH language by defining new operations and data types. FORTH programs are compiled to reduce memory space and speed execution.

tinyFORTH is a complete version of the powerful FORTH language tailored to the TRS-80. The tinyFORTH system includes FORTH, a text editor, an assembler, graphics, and cassette I/O.

Learn FORTH on your own computer. The tinyFORTH user's manual contains hundreds of examples to teach you FORTH in a hands-on style.

tinyFORTH for 16k level II TRS-80:

Cassette and full documentation ..... \$29.95  
Documentation only ..... \$ 9.95

All orders are fully guaranteed. And \$1.50 for postage and handling. Order with check, money order, Visa, or Mastercard.

Write for a FREE booklet describing FORTH.

**The Software Farm** ✓ 109

Box 2304 Dept. A18 Reston, VA 22090

**BIDAM NOW AVAILABLE FOR TRS-80**

Basic Indexed Direct Access Method (BIDAM) is a disk access method designed to simplify programming of disk applications, reduce disk I/O and space requirements and improve response time, while maintaining a key-sequenced index to a data file. BIDAM permits programmers to place emphasis on applications rather than file accessing techniques, sorting, searching and disk space management.

BIDAM functions are performed by invoking basic subroutines which include: key searching, changing, addition and deletion. Each subroutine returns a status code indicating the completion status of the requested function and a record number to enable direct retrieval of any record on file with one (1) I/O operation.

**BIDAM ON DISKETTE WITH SAMPLE APPLICATION \$79.00**

TRS-80 is a trademark of the Radio Shack Division of Tandy Corporation.

**TASK COMPUTER APPLICATIONS**  
Dayton, Ohio PO Box 24001  
45424  
(513) 233-2118 ✓ 220

### BATTLE OF MIDWAY

a realistic simulation of this WWII battle  
YOU can now recreate this air-sea battle by commanding the individual carriers and squadrons of fighters, dive bombers and torpedo bombers into action!

Level II 16K \$9.95

### FOOTBALL

- 9 offense and 6 defense plays
- Fumbles, interceptions, time-outs, onside-kicks — all included!
- Play against the computer or a live opponent

Level II 16K \$9.95

All programs recorded on high quality cassettes.

Send cheque or money order to:

**Computer Simulations Canada**

#144-3225 Uplands Dr.  
Ottawa, Ontario, Canada  
K1V 9V3 ✓ 261

## SPEED CONTROL for your TRS-80

### TRS-80 SPEED CONTROL

Plans—very simple circuit allows wide range of control over speed of listing or running programs. Connect to TRS-80 Port, or any Z-80. \$15 check to: Golden Circuits, P.O. Box 404, Golden, Co. 80401.

**GOLDEN CIRCUITS co.** ✓ 265  
PO BOX 404  
GOLDEN, COLORADO 80401

### ACT (Accounting Computer Technology)

## BILLPAYER 1

For TRS 80 16K Level II with line printer  
Automate your bill paying!

- Prints your check automatically
  - Prints a list of each day's checks (detail & total)
  - Built in "edit" and "void" check routines
  - Works with friction or line-fed printers
  - Holds up to 29 payees with or without descriptions and amounts
  - "Other" selection lets you enter any other payee you choose
  - Save time and have fun paying your bills (up to \$9,999.99)
  - Recorded on cassette with printed simple instructions.
- ~~\$39.75~~ (25% off — introductory offer) Send \$29.75, check or money order, plus \$2.75 postage & handling to ACT c/o J. Pate P.O. Box 435 McMinnville, OR 97128 ✓ 260

*If you want to PEEK inside your 80, try this neat utility.*

# MEMORY DUMP

Allan S. Joffe W3KBM  
1005 Twining Road  
Dresher PA 19025

Every program starts with an idea or a premise. But only with some tenacity, does it develop into a finished product. The premise here is that by using the following program fragment you can print the contents of memory.

```
5 CLS
10 FOR X=0 TO 100
20 PRINT PEEK(X);
30 NEXT X
```

Running this program, you will now see the contents of memory locations 0 to 100 or the first 101 memory locations of your BASIC ROM. Remember, 0

is a very real number. (This information is in the memory map of your Level II book.)

When printed the notation of the program is decimal. However, to be truly useful, the print-out should be in hexadecimal form

If you modified line 10 to read:

```
10 FOR X=0 TO 3000
```

the BASIC ROM contents will print out and you will find that the numbers (in decimal) run from 0 to 255 with no number in excess of 255. In hex notation, 255 (decimal) = FF.

To represent the hexadecimal value of any memory cell we can make up a decimal to hexadecimal "converter."

## Hex Conversion

Hex values for numerals 0 to 15 can be displayed by a single

character—0 through 9 and A through F—with the alphabetical characters A through F used to represent the values 10 through 15 in decimal. For the sake of display uniformity we will use two characters to represent each value. To display this initial set of hex characters we will append a "leading 0" to each one: 00 07 09 0C 0F etc. Any hex equivalent of a decimal value in excess of 15 is automatically two characters wide (in the range of 0 to 255 decimal.)

The base or radix of hex is 16. If we take any value in our considered range of 0 to 255 decimal and divide it by 16, we will get a whole number plus a remainder of so many sixteenths. Even if a number is divided by

sixteen evenly, the result is still a whole number plus a remainder of zero sixteenths.

Now let us look at the MSB and LSB. In our two digit hex representation the leftmost character is the MSB (most significant bit). It will have the greatest value in determining the complete value of the number. The righthand character is the LSB (least significant bit) of the pair and has the least value to add to the numerical value.

Here is an example. Let us break the decimal 93 down into its component parts. The 9 is worth nine tens or 90 and is the MSB, for obviously its numerical worth is greater than that of the 3 which is three ones and is the LSB. The sum of the MSB + the

```
5 CLS
10 FOR X=0 TO 255
20 G=X/16
30 B=G-INT(G)
40 IF G-B>9 PRINT CHR$(G-B+55); ELSE PRINT G-B;
50 IF 16-B>9 PRINT CHR$(16-B+55); ELSE PRINT CHR$(16-B+48);
60 NEXT X
```

*Initial Program Listing*

```
5 CLS
6 INPUT "START ADDRESS IN DECIMAL";S
8 INPUT "END ADDRESS IN DECIMAL";E
10 FOR X=S TO E
12 IF J=16 THEN J=0
13 IF J=0 AND X>S THEN PRINT X-1;PRINT CHR$(11);
15 A=PEEK(X)
20 G=A/16
30 B=G-INT(G)
40 IF G-B>9 PRINT CHR$(G-B+55);ELSE PRINT CHR$(G-B+48);
50 IF 16-B>9 PRINT CHR$(16-B+55);ELSE PRINT CHR$(16-B+48);
55 PRINT CHR$(32);
60 J=J+1;NEXT X
```

*Finished Program: Decimal to hex memory dump*

LSB represents the full numerical value of this number.

If we take the same numerical pair, 93, in hex, we can do the same thing, remembering that the MSB is worth the value of the digit multiplied by 16.

The LSB is determined as in decimal with the exception that in decimal the greatest value of the LSB is nine, while in hex its greatest value is 15, or to be more precise, F.

Thus, 93 in hex is the sum of nine sixteens + three ones, which translates to  $144 + 3$  or 147 in decimal notation.

### Determining Hex

Now we are ready for the next step of the game plan. Divide the decimal 93 by 16. The answer is five + thirteen sixteenths. In this way we have determined that the MSB of this number is 5. The LSB is now multiplied by 16 to turn it from a fraction into an integer, making it 13. Since we are now speaking in hex, 13 is annotated as D. Thus 93 in decimal is 5D in hex.

Here now is what our program has to do:

1. It has to take any decimal number from 0 to 255 and divide it by 16.
2. The program has to recognize the whole number and print it properly. That is it must print the number as letters A through F if the number is in excess of nine.
3. The program must recognize the fractional remainder and multiply it by 16. Then it has to print it properly to the right of the first digit (again if this number is larger than nine, it is represented by characters A through F).
4. Finally, the program must recognize the presence of a "single digit number" (numbers 0 to 15 decimal) and it must append a 0 to the left of the digit (03, 0D, etc.)

First we must come up with a routine that will divide a number in the desired range (0 to 255) by sixteen and give a separate identity to the integer and the fractional portions of the answer.

Take any mixed number our possible division could produce, for example 5-7/16. Separate and give an identity to the frac-

tional remainder by using the INT function. If  $X = 5-7/16$  then  $X - \text{INT}(X)$  would be the fractional remainder.

```
5  CLS
10  INPUT X
20  G = X/16
30  B = G - INT(G):PRINT B
40  GOTO 10
```

The above program fragment has separated this fractional remainder and given it an identity B.

It follows that if G represents the whole number plus the fractional remainder and B equals

The value of  $G - B$  will range from 0 to 15, as X ranges from 0 to 255. The ASCII code values for numerals 0 to 9 ranges from 48 to 57. The ASCII code values for the letters A through F run from 65 to 70. In addition, the value of  $16 \cdot B$  ranges from 0 to 15 as the fractional remainder ranges from 0/16 to 15/16. If you carefully examine the conditions set forth in lines 40 and 50 you can see how the computer sorts out the given facts and prints the proper two characters in hex format for each decimal value of X that we input.

a few formatting bugs (display format problems), let's add the necessary instructions to allow the program to dive into the memory locations and print the values in hex. To the existing program add the lines in Example 1.

Line 15 uses the PEEK function to examine the contents of the memory cell locations in line 10. In our present instance this would be the first 256 locations of the BASIC ROM. If you had wanted to examine the contents of the video memory locations line 10 would read:

```
10  FOR X = 15360 TO 16383
```

The display format problem and its cause are clear enough. Because of the 64 characters per line limit the final two character hex number of a line is split between the end of that line and the beginning of the next.

The solution is to print no more than 16 sets of hex characters per line.

We can insert a counter into the program to add a carriage return after the sixteenth pair of characters on a line (Example 2).

However, now when we run the program we find another problem—split lines.

If you examine the print statements in the program you will see that all but the second half of line 40 use some form of CHR\$ function. Let's change this to agree in format with the rest of the print statements:

```
:ELSE PRINT CHR$(G - B) + 48);
```

Now when you run the program there should be no problems with the display format. A good rule, as demonstrated by the built in "gotcha" is to be consistent with your formatting of print statements. Like everything in life this may not be universal, but it is a good way to stay out of trouble—most of the time.

### Printing Location

Finally, we will modify line 13 so that the decimal location will print out after the last hex digit on each line. Line 13 will now read:

```
15  A = PEEK(X) REM this is a new line
20  G = A/16 REM this is old line 20 modified
```

#### Example 1

```
12  IF J = 16 THEN J = 0 REM this is a new line
13  IF J = 0 THEN PRINT CHR$(11); REM this is a new line
60  J = J + 1 : NEXT X REM this is old line 60 modified
```

#### Example 2: The Counter

```
6  INPUT "START ADDRESS IN DECIMAL";S REM new line
8  INPUT "END ADDRESS IN DECIMAL";E REM new line
10 FOR X = S TO E REM changed line 10
```

#### Example 3

this fractional remainder, that  $G - B$  equals the whole number. Thus we have given the whole number a programmable identity just as we did for the fraction B.

We now have enough information from these logically developed facts along with the use of some string functions to construct an initial program.

In line 10 we are inputting our range of interest. The next two lines are the same with the exception of line 30 where we had printed B. This is no longer of use as it was for demonstration only.

Line 40 says in English: If the whole number portion of X is greater than nine print the ASCII character which is represented by the whole number + 55. If  $G - B$  is NOT greater than nine just print  $G - B$ . This line takes care of the MSB.

Line 50 serves the same function for the LSB.

### The Bug

At this stage of the game we are very lucky not to have run into a gotchagotcha or bug as it is commonly called. Don't cheer just yet, for if you run the program it will fill your screen with the proper values, BUT the print-out looks funny.

The numbers from 0 to 159 (decimal) will run together so that one pair is difficult to distinguish from another. The condition worsens for the numbers 160 to 255.

We need to add one more line to the program.

```
55  PRINT CHR$(32);
```

This line tells the computer that each time it prints an LSB, it is to print a CHR\$(32), or a blank space, before it processes the calculations for the next number.

Now that our program is in some sort of shape, though with

It may help a bit to examine why the line is written this way. If you run the program and specify a starting address (S) of 0 and an end address (E) of 16, the program will print cell 0 to cell 16 for a total of 17 cells, as it prints out from S to E inclusive. Cell 0, remember, is in reality cell one physically.

When the program prints out the first sixteen cell contents and then prints 15 at the end of

the line, it means that while this cell is the sixteenth cell printed, that it is (in decimal) cell number 15 because of the fact that zero is the first location. This remains true even if the S value is NOT the figure 0.

An S (start) value of 53 and an E (end) value of 69 would give an X value of 68 at the end of the line. Looking at it another way, you are printing the value of cell 53 and then printing 15 more values to make up the total of 16 values in the line (53 + 15 = 68). This is the end of line value.

### Changing the Area

If we modify the input statement we won't have to modify line 10 every time we want to change the area of memory to be examined. Add the new lines in Example 3.

One last bell and whistle. After each full screen has been printed, you might like the program to halt, while you examine it. Then when you hit the ENTER key, the program should continue to the next full screen. I suggest a counter, similar to the

one that limits the line length to sixteen hex characters, and some way of making the ENTER key a trigger for program resumption.

There is a lot of meat here to digest. Follow the program fragment one step at a time and your own homebrew programs will develop more easily.

The computer will tell you if you make a mistake—sometimes—but it will only do what you direct it to do, which is the main reason why debugging is such a popular indoor sport. ■

You will appreciate this accessory every time you turn your computer on!

## READ THIS

- Give your CRT the luminous green characters found on the very expensive computer systems.
- Add a professional look to your system and your programs.
- Dramatically improved contrast for easier reading and improved graphics.

We manufacture an optically correct, 1/8" plexiglas\* screen that mounts easily over the CRT on your video monitor. This is a quality accessory that enables your TRS-80\* monitor to produce the luminous green characters identical to those found on expensive terminals. For business applications this means enhanced appearance and reduced eye strain, for the hobbyist, graphics are brighter and bolder. The screen may be easily removed—no modification to monitor.



Screen for Model I . . . . \$19.95

Screen for Model II . . . . \$24.95

✓142

VISA - Mastercharge

We ship within 24 hours.

30-day money back guarantee

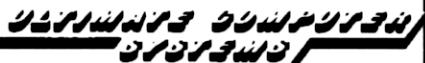
National Tricor, Inc. / 3335 Greenleaf Blvd., Kalamazoo, MI 49008 / 616-375-7519

## TRS-80\* STRUCTURED BASIC

Now available for TRS-80 disk systems



A pre-compiler adding performed procedures, case structures, repeat while, until and many other structured language statements to the already powerful Level II BASIC. Diskette \$50.00, Listing \$35.00, Manual purchased separately \$10.00.



313 Meadow Lane  
Hastings, Michigan 49058  
(616) 945-5334

(Dealer inquiries invited)

✓84

VISA & MASTERCHARGE ACCEPTED

\*TRS-80 is a trademark of Tandy Corp.

## WORD Processing in BASIC

- ULC** UPPER/lower case that is fully compatible with Radio Shack's kit \$4.95
- NUM** Listing without line numbers for the final copy. \$4.95
- TERM** No more line listings that run off the page \$4.95
- APOS** Allows BASIC to save text as program files \$4.95
- "WIZ"** Our manual on word processing with BASIC \$4.95

These programs run on any Level II cassette or disk system and can be turned on or off from BASIC. They are distributed on cassette tape with instructions.

### SPECIAL OFFER

**ALL 4** programs plus the Manual for only \$14.95

Professional Data Corporation ✓237

100 Broadway  
North Haven, CT. 06473  
(203) 239-7671

VISA/

MASTER CARD

## For Business Systems Software Programmers Only!! Machine Language ISAM FOR

TRS-80\* Models I and II  
ACCESS TIME 1/2 SECOND!!

This machine language ISAM ROUTINE provides file access sophistication required to implement complex business software, and is completely compatible with TRS-80\* BASIC.

Specifications: based on 1000 record file, key length of 6, data length of 64

Access time of 1/2 second  
Best add/delete time of 1 second  
Average add/delete time of 2 seconds  
Worst case add/delete time of 5 seconds  
Keys up to 25 characters  
Data up to 255

Provides next highest key upon each file access.  
Pre-set range of allowable key values, set upon file creation up to 4 files held open concurrently.

No special utilities needed to "Reclaim" used record space. Model I Routine occupies 5 K of user space (loads at top of user memory)

Model II Routine occupies 6 K of user space (loads at top of user memory)

EOF, file full, empty, key not found, INVALID key value and all TRS DOS\* error codes supported.

TRS-80 Model I (32 K + 48 K only) \$160.00

TRS-80 Model II (64 K only) \$170.00

Includes: All necessary documentation, file creation program, file inspection program, machine language ISAM routine and loader.

### RELIABLE COMPUTER RESOURCES



415 MILLBURY STREET  
WORCESTER, MA 01607  
(617) 755-8084

✓197

\*TRS-80 and TRSDOS are trademarks of Tandy Corporation, which has no relation to RCR Inc..



# THE ORIGINAL MAGAZINE FOR OWNERS OF THE TRS-80™\* MICROCOMPUTER

SOFTWARE  
FOR TRS-80™  
OWNERS

# COMPUTRONICS

MONTHLY  
NEWSMAGAZINE  
FOR TRS-80™  
OWNERS

## MONTHLY NEWSMAGAZINE Practical Support For Model I & II

- PRACTICAL APPLICATIONS
- BUSINESS
- GAMBLING • GAMES
- EDUCATION
- PERSONAL FINANCE
- BEGINNER'S CORNER
- NEW PRODUCTS
- SOFTWARE EXCHANGE
- MARKET PLACE
- QUESTIONS AND ANSWERS
- PROGRAM PRINTOUTS
- .... AND MORE

### PROGRAMS AND ARTICLES PUBLISHED IN OUR FIRST 12 ISSUES INCLUDE THE FOLLOWING:

- A COMPLETE INCOME TAX PROGRAM (LONG AND SHORT FORM)
- INVENTORY CONTROL
- STOCK MARKET ANALYSIS
- WORD PROCESSING PROGRAM (FOR DISK OR CASSETTE)
- LOWER CASE MODIFICATION FOR YOUR VIDEO MONITOR OR PRINTER
- PAYROLL (FEDERAL TAX WITHHOLDING PROGRAM)
- EXTEND 16 DIGIT ACCURACY TO TRS-80™ FUNCTIONS (SUCH AS SQUARE ROOTS AND TRIGONOMETRIC FUNCTIONS)
- NEW DISK DRIVES FOR YOUR TRS-80™
- PRINTER OPTIONS AVAILABLE FOR YOUR TRS-80™
- A HORSE SELECTION SYSTEM\*\*\*ARITHMETIC TEACHER
- COMPLETE MAILING LIST PROGRAMS (BOTH FOR DISK OR CASSETTE SEQUENTIAL AND RANDOM ACCESS)
- RANDOM SAMPLING\*\*\*BAR GRAPH
- CHECKBOOK MAINTENANCE PROGRAM
- LEVEL II UPDATES\*\*\*LEVEL II INDEX
- CREDIT CARD INFORMATION STORAGE FILE
- BEGINNER'S GUIDE TO MACHINE LANGUAGE AND ASSEMBLY LANGUAGE
- LINE RENUMBERING
- AND CASSETTE TIPS, PROGRAM HINTS, LATEST PRODUCTS COMING SOON (GENERAL LEDGER, ACCOUNTS PAYABLE AND RECEIVABLE, FORTRAN 80, FINANCIAL APPLICATIONS PACKAGE, PROGRAMS FOR HOMEOWNERS, MERGE TWO PROGRAMS, STATISTICAL AND MATHEMATICAL PROGRAMS (BOTH ELEMENTARY AND ADVANCED) AND

### WORD PROCESSING PROGRAM (Cassette or Disk)

For writing letters, text, mailing lists, etc., with each new subscription or renewal.

### LEVEL II RAM TEST (Cassette or Disk)

Checks random access memory to ensure that all memory locations are working properly.

### DATA MANAGEMENT SYSTEM (Cassette or Disk)

Complete file management for your TRS-80™

### CLEANUP

(Cassette or Disk)

Fast action Maze Game.

\* TRS-80™ IS A TRADEMARK OF TANDY CORP

SEND FOR OUR NEW 48 PAGE SOFTWARE CATALOG (INCLUDING LISTINGS OF HUNDREDS OF TRS-80™ PROGRAMS AVAILABLE ON CASSETTE AND DISKETTE) \$2.00 OR FREE WITH EACH SUBSCRIPTIONS OR SAMPLE ISSUE.

## COMPUTRONICS

Box 148

New City, New York 10956

ONE YEAR SUBSCRIPTION \$24 .....

TWO YEAR SUBSCRIPTION \$48 .....

SAMPLE OF LATEST ISSUE \$ 4 .....

START MY SUBSCRIPTION WITH ISSUE .....

(#1 - July 1978 • #7 - January 1979 • #12 - June 1979 • #18 - January 1980)

NEW SUBSCRIPTION ..... RENEWAL .....

CREDIT CARD NUMBER ..... EXP. DATE .....

SIGNATURE .....

NAME .....

ADDRESS ..... STATE ..... ZIP .....

\*\*\* ADD \$6/YEAR (CANADA, MEXICO) • ADD \$12/YEAR AIR MAIL • OUTSIDE OF U.S.A., CANADA & MEXICO \*\*\*



**24** HOUR  
ORDER  
LINE  
**(914) 425-1535**



# COMPUTRONICS INC.

## ...EVERYTHING FOR YOUR TRS-80™...

TRS-80 is a trademark of the Radio Shack Division of Tandy Corporation

★ All Orders processed within 24-Hours

★ Free Shipping within U.P.S. areas (add \$3 for orders outside of the U.S.A. or U.P.S. areas).

★ 30-Day Money Back Guarantee on all Software (less a \$3 penalty for handling).

★ 10-Day Money Back Guarantee on Disk Drives and Printers PLUS 120-Days Free Service.

• **LEARNING LEVEL II** by David Lien  
The Original Author Of The Level Manual  
A Step By Step approach to Learning Level II  
especially geared to new TRS-80™ Owners  
\$15.95

• **TRS-80 DISK AND OTHER MYSTERIES**  
\$19.95 (\$22.95 after 2/1/80). Over 100 pages  
of indispensable information for disk owners.  
Learn to recover information from bad disks,  
how to make Basic programs unlistable and 12  
more chapters of never published tips and infor-  
mation. Written by H.C. Pennington. (For all  
Disk Owners)

**NEW SBSG BUSINESS SYSTEM FOR  
MODEL I OR MODEL II - IN STOCK**  
- General Ledger  
- Accounts Receivable  
- Accounts Payable  
- Payroll  
- Inventory Control With Invoicing  
• Each module can be operated individually  
or as a coordinated **SYSTEM**. Turn-Key error  
catching operation for beginners  
• Complete manual and documentation  
accompany each program  
• Minimum System requirements 2-Disk  
Drives for Model I... 1-Disk Drive for Model II  
• Each module can be formatted to span data  
on Up to 4-Disk Drives  
• Free 30-Day telephone consultation  
• Call for complete specifications  
• Model I Version \$125 per module  
\$495 per System  
• Model II Version \$225 per module  
\$995 per System

**DATA MANAGEMENT SYSTEMS**  
- DMS replace index cards or any data  
requiring long lists of information.  
• TBS In-Memory Information System  
(for cassette systems) \$24.50  
• TBS Disk Data Manager (requires 1 or more  
disk drives)...Set up fast random access  
files in minutes. Stores up to 320K of  
information on 4 Drives. Up to 10 fields  
and 255 characters per record. Supports  
upper and lower case RS-232 or TRS-232...  
Features complete editing \$49.50  
• Personal Software CCA Data Management  
System...Completely user oriented, menu  
drive, 130 page Step by Step Manual...  
capable of inventory control, sorting data,  
reporting data in nearly any form (for reports  
and mailing labels). Sorts data by up to 10  
fields for zip code, balance due, geographic  
location or whatever. Prints reports with  
subtotals and totals automatically calculated.  
Fast random access \$75.00

### FROM RACET COMPUTES

- **REMODEL-PROLOAD** - Renumbers pro-  
gram lines, combines programs. The only re-  
number program that will renumber the middle  
of a program. Specify 16K, 32K or 48K. Works  
with Cassette or Disk ... \$34.95
- **GSF** - Use in your Basic Programs for Instant  
Sorting (will sort 1000 items in 9 seconds). Other  
commands include Compress and Uncompress  
Data, Duplicate Memory, Display Screen  
Controls and Fast Graphic Controls ... \$24.95  
(For Cassette or Disk, specify 16K, 32K or 48K)
- **DOSORT** - All G S F. commands plus special  
Multiple Disk Sorting Routines ... \$34.95  
(Specify 32K or 48K)
- **INFINITE BASIC** - Adds 70 commands to  
your TRS-80 including Instant Sort, Matrix  
Commands, String Commands, Left and Right  
Justification, String Centering, Simultaneous  
Equations, Upper and Lower Case Reverse and  
more ... \$49.95. (For Cassette or Disk)
- **INFINITE BUSINESS** (Requires Infinite Basic) -  
Eliminate Round-off error, 127-Digit Calcula-  
tion Accuracy, Insert New Elements in Sorted  
Arrays, Automatic Page Headings, Footings,  
and Pagination, Multiple Precision Arithmetic  
and more ... \$29.95. (For Cassette or Disk)
- **COPSYS** - Copy Machine Language  
Programs ... \$14.95 (For Cassette only)

### FROM SMALL SYSTEM SOFTWARE

- **RSM-2** Machine Language Monitor ... \$26.95
- **RSM-2D** Disk Version of RSM-2 ... \$29.95
- **DCV-1** Converts Machine Language Programs  
from tape to disk ... \$9.95
- **AIR RAID** - The ultimate TRS-80 game con-  
verts your TRS-80 into a real time shooting  
gallery ... \$14.95
- **BARRICADE** - A fast pong style game... \$14.95
- **CPM** - \$150 (for Disk only)
- **TRS-232 INTERFACE** - Interface with Soft-  
ware driver RS-232 printers to your  
TRS-80 ... \$49.95
- **TRS-232 FORMATTER** - Additional  
(optional) Software for TRS-232 owners. Ads  
many printer commands to your  
TRS-80 ... \$14.95 (\$9.95 with purchase of  
TRS-232)

- **MAIL PAC** - For Model I or Model II Disk  
Systems only ... \$99.95. Quick-sorting full user  
control over mailing list from Gallactic Software

### FROM ADVENTURELAND INTERNATIONAL

- **ADVENTURE #1 - #8** by Scott Adams .  
\$14.95 each ... available on Cassette or Disk

**SARGON II  
THE CHESS CHAMP**  
\$29.95

**FROM APPARAT**  
**NEW DOS + \$99.95**  
35, 40 and 77 Track Versions available

### FROM THE BOTTOM SHELF

- **CHECKBOOK II** (for Cassette or Disk) ...  
\$18.50
- **INFORMATION SYSTEM** (for Cassette or  
Disk ... \$24.50
- **SYSTEM DOCTOR** (a complete diagnosis of  
your TRS-80 ... checks memory, video, cassette,  
disk, ROM and all other parts of your system) -  
for Cassette or Disk ... \$28.50
- **CHECKBOOK REGISTER ACCOUNT-  
ING SYSTEM** (requires 2 disk drives) ... \$49.50
- **LIBRARY 100** - 100 established business,  
game and educational programs plus FREE Tiny  
Pilot all for ... \$49.50
- **BASIC TOOL KIT** - lists all variables, GOTO's  
and GOSUB's in your program ... \$19.90
- **SOUNDWARE** - Ads sound to your TRS-80.  
Just plus it in ... \$29.95. Sample programs  
included
- **TING TONG** - Can be used with Soundware  
for a Sound version of pong ... \$9.95.
- **VIC-The Carta Visual Instructional** \$19.95  
**Computer Program**  
The Level II 16K Cassette is designed to teach  
beginners the Basics of Machine Language and  
Assembly Language Programming. See every  
Machine Language Instruction Display on  
your Video  
VIC includes a Step By Step 55 page manual

**VISTA V80 DISK DRIVE  
110 K OF STORAGE**  
\$395

Add \$29.95 for Cable  
(Free with Purchase of Two Disk Drives)  
— 10 Day Money Back Guarantee —

### FROM HOWE SOFTWARE

- **MON-3** - Machine Language Programming for  
Beginners. **MON-3** is a Complete  
System Monitor with Users  
Manual ... \$39.95
- **MON-4** - Disk Version of **MON-3** ... \$49.95

**LEVEL III BASIC ... \$49.95 FROM  
MICROSOFT** - Now Cassette owners can add  
Disk Commands to their TRS-80 without owning  
a Disk Drive

- **BRAND NEW OLIVETTI PRINTER** ... \$2495  
Business Letter quality print, Automatic Line  
Justification (on request), Quick Printing, can  
be used as a Memory Typewriter, plugs right  
into your TRS-80 without any modification or  
software.

**THE ELECTRIC PENCIL**  
Cassette ... \$99.95  
Disk ... \$150.00

- **HORSE SELECTOR II** by Dr. Hal Davis ...  
\$50. The TRS-80 version updated for the TRS-80  
and originally reviewed in Systems and  
Methods

**COMPUTRONICS**  
MINI-SERIAL APPLICATIONS SERVICE

Box 149 New City, New York 10956

✓9

48-Page Catalog \$2 FREE With Any Order

Order by Phone or Mail

No Shipping Charge

Add \$3 for C.O.D.

Add \$3 for all Foreign and non-UPS shipments

Add \$3 for UPS Blue Label



**24  
HOUR ORDER LINE**  
(914) 425-1535



# WANG MICROCOMPUTERICS INC.

...EVERYTHING FOR YOUR TRS-80™...

TRS-80 is a trademark of the Radio Shack Division of Tandy Corporation



**SMALL BUSINESS  
SYSTEMS GROUP**

## COORDINATED BUSINESS SYSTEMS

- EACH MODULE CAN BE OPERATED INDIVIDUALLY OR AS A COORDINATED SYSTEM.
- TURN-KEY ERROR CATCHING OPERATION FOR BEGINNERS
- FREE 30-DAY TELEPHONE CONSULTATION WITH SBSG
- EACH MODULE CAN BE FORMATTED TO SPAN DATA ON UP TO 4 DISK DRIVES.
- COMPLETE MANUAL AND DOCUMENTATION ACCOMPANY EACH MANUAL
- MINIMUM SYSTEM REQUIREMENTS - 2 DISK DRIVES FOR MODEL I...1-DISK DRIVE FOR MODEL II

### ACCOUNTS PAYABLE

The accounts payable system receives data concerning purchases from suppliers and produces checks in payment of outstanding invoices. In addition, it produces cash management reports. This system aids in tight financial control over all cash disbursements of the business. Several reports are available and supply information needed for the analysis of payments, expenses, purchases and cash requirements. All A/P data feeds General Ledger so that data is entered into the system just once. These programs were developed 5 years ago for the Wang micro-computer and have been tested in many environments since then. The package has been converted to the TRS-80™ and is now a well documented, on-line, interactive micro-computer system with the capabilities of (or exceeding many larger systems.

### ACCOUNTS RECEIVABLE

The objective of a computerized A/R system is to prepare accurate and timely monthly statements to credit customers. Management can generate information required to control the amount of credit extended and the collection of money owed in order to maximize profitable credit sales while minimizing losses from bad debts. The programs composing this system were developed 5 years ago, especially for small businesses using the Wang Microcomputer. They have been tested in many environments since then. Each module can be used stand alone or can feed General Ledger for a fully integrated system.

### PAYROLL

Payroll involves many complex calculations and the production of reports and documents, many of which are required by government agencies. It is an ideal candidate for the computer. With this Payroll system in-house, you can promptly and accurately pay your employees and generate accurate documents/reports to management, employees, and appropriate government agencies concerning earnings, taxes, and other deductions. The package has been converted to the TRS-80™ and is now a well documented, on-line, interactive micro-computer system with the capabilities of (or exceeding) many larger systems.

### CAPABILITIES:

- ★ performs all necessary payroll tasks including:
  - file maintenance, pay data entry and verification
  - computation of pay and deduction amounts
  - printing of reports and checks
- ★ can handle salaried and hourly employees
- ★ employees can receive:
  - hourly or salary wage
  - vacation pay
  - holiday pay
  - piecework pay
  - overtime pay

(Continued on next page)

### CAPABILITIES

- ★ menu driven; easy to use; full screen prompting and cursor control
- ★ invoice oriented; everything revolves around the invoice; handles new invoice or credit memo or debit memo
- ★ invoice information recorded; invoice #, description, buyer, check register #, invoice date, age date, amount of invoice, discount (in %), freight, tax (\$), total payable
- ★ transaction print and file maintenance procedures insure accuracy
- ★ flexible check calculation procedure; allows checks to be calculated for a set of vendors - or - for specific vendors
- ★ program prints your checks; contiguous computer checks with your company letterhead can be purchased from SBSG
- ★ reports include (samples on back):
  - open item listing/closed item listing - both detail and summary
  - debit memo listing/credit memo listing
  - aging
  - check register report (to give an audit trail of checks printed)
  - vendor listing and vendor activity (activity of the whole year)
- ★ fully linked to GENERAL LEDGER; each invoice can be distributed to as many as five (5) different GL accounts; system automatically posts to cash and A/P accounts

### CAPABILITIES

- ★ menu driven; easy to use; full screen prompting and cursor control
- ★ invoice oriented; invoices can be entered before ready for billing, when ready for billing, after billing or after paid
- ★ allows entry of new invoice, credit memo, debit memo, or change/delete invoice
- ★ allows for progress payment
- ★ transaction information includes:
  - type of A/R transaction
  - customer P.O. #
  - description of P.O.
  - billing date
  - general ledger account number
  - invoice amount
  - shipping/transportation charges
  - tax charges
  - payment
  - progress payment information
  - transaction print and file maintenance procedures insure accuracy
- ★ customer statements printed; computer statements with your company letterhead can be purchased from SBSG
- ★ reports include; (samples on back)
  - listing of invoices not yet billed
  - open items (unpaid invoices)
  - closed items (paid invoices)
  - aging
- ★ fully linked to General Ledger; will post to applicable accounts: debits A/R, credits account you specify

#### (PAYROLL CAPABILITIES CONTINUED)

- ★ employees can be paid using any combination of pay types (except, hourly cannot receive salary & salary cannot receive hourly)
- ★ special non-taxable or taxable lump sums can be paid regularly or one time (bonus, reimbursements, etc)
- ★ health & welfare deductions can be automatically calculated for each employee
- ★ earnings-to-date are accumulated and added to permanent records; taxes are computed and deducted: US income tax, Social Security tax, state income tax, other deductions (regular or one time)
- ★ paychecks are printed; computer checks with your company letterhead can be purchased from SBSG
- ★ calculations are accumulated for: employee pay history, 941A report, W-2 report, insurance report, absentee report
- ★ fully linked to General Ledger. Each employee's payroll information can be distributed to as many as (12) twelve different GL accounts; system automatically posts to cash account.

#### INVENTORY/CONTROL INVOICING

- OVER 1000 ITEMS ON MODEL I
- OVER 3000 ITEMS ON MODEL II
- LOW STOCK ALARM
- INVOICING DEDUCTS FROM INVENTORY
- COMPLETE INVENTORY REPORTS
- REORDER POINT REPORT
- QUICK ITEM ACCESS

CLIENT BILLING, STOCK CONTROL, DENTAL BILLING, COMMODITIES  
Medicare/Medicaid billing also available

**MODEL I**                      **\$125 Per Module**  
                                     **\$495 Complete System**

**MODEL II**                     **\$225 Per Module**  
                                     **\$995 Complete System**

WE ARE THE ONLY SOFTWARE COMPANY THAT OFFERS A REFUND  
WITHIN 30 DAYS ON ALL SOFTWARE (H & E COMPUTRONICS  
MONTHLY NEWSMAGAZINE SUBSCRIBERS ONLY). WE DO  
CHARGE A \$3 PENALTY TO COVER POSTAGE AND HANDLING.

## GENERAL LEDGER

The General Ledger accounting system consolidates financial data from other accounting subsystems (A/R, A/P, Payroll, direct posting) in an accurate and timely manner. Major reports include the Income Statement and Balance Sheet and a "special" report designed by management. The beauty of this General Ledger system is that it is completely user formatted. You "customize" the account numbers, descriptions, and report formats to suit your particular business requirements. These programs were developed 5 years ago for the Wang micro-computer and have been tested in many environments since then. The package has been converted to the TRS-80™ and is now a well documented, on-line, interactive micro-computer system with the capabilities of (or exceeding) many larger systems.

## CAPABILITIES

- ★ more than 200 chart of accounts can be handled
- ★ account number structure is user defined and controlled
- ★ more than 1,750 transactions may be entered via:
  - direct posting; done by hand; validated against the account file before acceptance
  - external posting; generated by A/R, A/P, Payroll or any other user source
- ★ data is maintained and reported by:
  - month
  - quarter
  - year
  - previous three quarters
- ★ reports (samples on back) include:
  - trial balances
  - income statement
  - balance sheet
  - special accounts reports and more . . . .
- ★ user formats reports with the following designed as you wish:
  - titles
  - headings
  - account numbers
  - descriptions
  - subtotals
  - totals
  - skip lines
  - skip pages
- ★ up to eight levels of totals - fully user designated
- ★ menu driven, easy to use; full screen prompting and cursor control

**COMPUTRONICS**  
MATHEMATICAL APPLICATIONS SERVICE

Box 149

New City, New York 10956



**24 HOUR  
ORDER  
LINE**  
**(914) 425-1535**



#### PLEASE SEND ME:

MODEL I    \$125 PER MODULE \_\_\_\_\_  
                  \$495 COMPLETE SYSTEM \_\_\_\_\_

MODEL II    \$225 PER MODULE \_\_\_\_\_  
                  \$995 COMPLETE SYSTEM \_\_\_\_\_

CREDIT CARD NUMBER \_\_\_\_\_ EXP. DATE \_\_\_\_\_

SIGNATURE \_\_\_\_\_

NAME \_\_\_\_\_

ADDRESS \_\_\_\_\_ STATE \_\_\_\_\_ ZIP \_\_\_\_\_

\*\*\* ADD \$6/YEAR (CANADA, MEXICO) - ADD \$12/YEAR AIR MAIL - OUTSIDE OF U.S.A., CANADA & MEXICO \*\*\*

## LPRINT the screen by pressing I, J, K simultaneously.

# Screenprint

Louise Frankenberg  
1289 Magothy Road  
Pasadena MD 21122

Here's a short (66 bytes) assembly language program for level II DOS or DISK BASIC that will send the contents of your screen to your printer at the push of a button! Well, three buttons: I,J,K pushed simultaneously.

Use it to print directories, sample BASIC runs, or whatever is visible on the screen in the middle of a BASIC program. The program itself pauses while the screen is printed and then continues where it left off.

The program is compatible with any printer-driver. Its only printing limitations are machine-language programs such as DEBUG, since these inhibit the usual keyboard-scan routine, and, of course, it can't reproduce graphics on a non-graphics printer!

### Program Notes

Change the ORG in line 145 according to the amount of RAM in your system. You'll probably want to keep it at the top of memory so it's out of the way; mine fits in 48K just below a printer-driver program. If you do move the ORG, you will also have to change the address in line 192 to an address just below it.

Lines 192 and 194 are optional except for TRSDOS 2.2 users. What they do is to fool the computer into thinking that your

RAM ends just below SCRNPRINT's starting address. This means that you don't have to bother answering MEMORY SIZE? when entering BASIC if SCRNPRINT is the only (or lowest) machine-language program you plan to use; I've started making a habit of adding these two instructions to every program so that I don't have to remember different MEMORY SIZE's.

The lines are an absolute necessity if you use TRSDOS 2.2 and want your program at the very top of memory, because for some unfathomable reason

Radio Shack decided to use the top 64 bytes of any size RAM for housekeeping, and whatever resides there is wiped out when DISK BASIC is loaded!

Lines 192-224, START to ENTRY, initialize the program. First SCRNPRINT finds the printer-driver address at 4026H and adds it to the program, so it can be called later. The program then changes the keyboard driver pointer in 4016H to point to ENTRY so that whenever a key is pushed the computer comes to this program instead of to the regular keyboard driver.

The last statement in the section is a jump back to DOS READY or BASIC READY. Leave it as it is for DOS, but if you don't have a disk, change it to 1A19H.

Whenever a key is pushed, SCRNPRINT checks to see if I, J, and K have been pushed simultaneously. If not, control is immediately returned to the regular ROM keyboard-scan routine. If so, the whole screen is printed out with a simple nested loop: HL is set to the upper-left corner of the screen, and one character at a time is put in C and sent to the printer. A carriage-return is sent after each screen line.

If your printer also requires a line-feed, make the following changes: Add a 'LD (PR3+1), HL' statement to the initialization section and add the following two statements after PR2: 'LD C,0AH' and 'PR3 CALL \$-\$'.

When the entire screen has been printed, line 380 causes a jump back to the ROM keyboard-scan routine.

### Using SCRNPRINT

Printing from the screen is easy! If you're using a printer-driver program, be sure to initialize it first, so that SCRNPRINT will find the correct address. If you don't have a disk, load the program as a SYSTEM tape and press 'I'. You will be returned to BASIC READY. With a disk, run the program under DOS right after power-up or after your printer-driver has been initialized. Then, whenever you want a printout of what's on the screen, just press IJK simultaneously and you've got it! ■

```

00100 : 'SCRNPRINT' BY LOUISE H. FRANKENBERG, 20 OCT 79
00110 :
00120 : SENDS ENTIRE CONTENTS OF SCREEN TO PRINTER WHEN KEYS
00130 : I, J, AND K ARE PUSHED SIMULTANEOUSLY.
00140 :
00145 ORG 00F05H : MEMORY SIZE 65013
00150 KEYSN EQU 03E3H : KEYBOARD SCAN DRIVER
00160 KEYS EQU 3802H : KEYBOARD MEM. FOR I,J,K
00170 KYPNTR EQU 4016H : KEYBOARD DRIVER ADDR. PNTR
00180 PRPNTR EQU 4026H : PRINTER DRIVER ADDR. PNTR
00190 :
00192 START LD HL,00F05H : ADDR. JUST BELOW ORG
00194 LD LD (4049),HL : CHANGE 'TOP OF RAM'
00200 LD LD HL,(PRPNTR) : PRINTER DRIVER ADDR.
00210 LD LD HL,(PR1+1),HL
00220 LD LD HL,(PR2+1),HL
00221 LD LD HL,ENTRY : CHANGE KEYBOARD DRIVER PNTR
00222 LD LD (KYPNTR),HL : TO ENTRY OF THIS PROG
00224 LD LD 4020H : JUMP TO DOS (1A19 LEV.II)
00230 ENTRY LD A,(KEYS) : GET KEY PUSH
00240 CP 0EH : SEE IF IJK
00250 JP NZ,KEYSN : GO TO ROM DRIVER IF NOT
00260 :PRINT WHOLE SCREEN
00262 PUSH AF : SAVE REGISTERS
00264 PUSH BC
00266 PUSH DE
00268 PUSH HL
00270 LD HL,3C00H : START OF SCREEN MEMORY
00280 LD D,16 : NUMBER OF LINES
00290 NXLIN LD B,64 : LENGTH OF LINE
00300 NXLCHR LD C,(HL) : GET CHAR. TO BE PRINTED
00310 PR1 CALL $-4 : PRINT IT
00320 INC HL : NEXT SCREEN ADDR.
00330 DJNZ NXLCHR : DO UNTIL WHOLE LINE DONE
00340 LD C,0DH : CARRIAGE RETURN
00350 PR2 CALL $-5 : DO CARRIAGE RETURN
00360 DEC D
00370 JP NZ,NXLIN : GO START NEXT LINE
00372 POP HL : RESTORE REGISTERS
00374 POP DE
00376 POP BC
00378 POP AF
00380 JP KEYSN : ALL DONE- RETURN
00390 END START
00390
00000 TOTAL ERRORS
00000 ENTRY FE00 00221 00221
00000 KEYS 3802 00160 00230
00000 KEYSN 03E3 00150 00250 00380
00000 KYPNTR 4016 00170 00222
00000 NXLCHR FE20 00300 00330
00000 NXLIN FE1E 00290 00370
00000 PR1 FE21 00310 00210
00000 PR2 FE29 00350 00220
00000 PRPNTR 4026 00180 00200
00000 START F0F5 00192 00390

```

Program Listing: SCRNPRINT

## MANAGEMENT SCIENCE OPERATIONS RESEARCH

### TRS-80™ MATHEMATICAL PROGRAMMING SYSTEM.

A collection of programs which implement the simplex and dual simplex algorithms, the transportation algorithm and the branch-and-bound algorithm. (Comes with documentation.).....\$18.00

### TRS-80™ DECISION SYSTEM.

A collection of programs which implement break-even analysis, decision analysis, lottery analysis and game theory. Useful to anyone faced with making decisions. (Comes with documentation.).....\$18.00

### TRS-80™ SIMULATION SYSTEM.

A program which facilitates the simulation of continuous dynamic systems described by differential or difference equations. Provides for integration, printing and plotting of the output on video or printer. (Comes with documentation.).....\$25.00



✓ 238

3214 75th Street  
Lubbock, Texas 79423 (806) 792-9310  
"Consultants in Software  
and Systems Engineering"

## 9.95 SOFTWARE

P.O. BOX 521 Lowell, MA 01853

- 1 • Memory based printer spooler, overlap processing and I/O.
- 2 • IBM based terminal driver, EBCD and correspondence code. Full ASCII character set with overstrikes. Scriptsit ZAPS.
- 3 • Disk timing program. Meter Type numerical and statistical screen displays. Very easy calibration of all type drives.
- 4 • Cassette test programs. Writes test data to tape, then displays all errors on screen. Use to check all facets of cassette operation and duplication quality.

### SEND FOR FREE FLYER

— The bottom line —

COST: \$9.95 Each + .75 postage  
MA Orders + 5% tax ✓ 235

## FINALLY!

### PROFESSIONAL PROGRAMMING TOOLS FOR EVERY BASIC PROGRAMMER

Do you write Basic programs with your TRS-80? Then you know there are times when you need to:

- **RENUMBER** part or all of your program.
- **DELETE** many lines with one command.
- **APPEND** common routines from tape.

Now, with **PROgrammer**, you can do **all** these things! And **COMPRESS** your programs to speed execution and reduce size. And **MOVE** blocks of lines within your program quickly and efficiently. Moreover, load **PROgrammer** just once, and **these commands are always available!**

PROgrammer: \$25 on cassette with complete instructions. Level II required. Please indicate memory size with order. Calif. residents add 6% sales tax. \*TRS-80 is a trademark of Tandy Corp.

### RATIONAL SOFTWARE™

963 E. California Pasadena, CA 91106  
✓ 241

## Diskette SALE

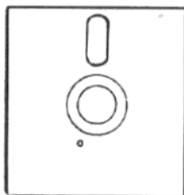
### WE WILL NOT BE UNDERSOLD!!!

Find the best price you can in this magazine on a box of 10, 5 1/4" Verbatim diskettes and subtract 50¢. Our regular price is \$26.50.

#### MAY SPECIAL

If you purchase "TRS-80 Disk & Other Mysteries" for the regular price of \$22.50, you can buy 10 Verbatim diskettes and a plastic library case for \$22.50.

### THAT'S OUR PRICE




Alpha  
Byte  
Storage

4636 Park Granada 159  
Calabasas California  
91302 (213) 892-1970  
✓ 69

Send or call for free catalog.  
All orders shipped free via  
UPS. Same day.  
Offer good as long as supply lasts.



WE ALSO PUBLISH...



What microcomputing magazine has the most pages of articles every month? Right Kilobaud MICROCOMPUTING. If you're interested in learning more about computers and what is going on with the Apple, PET, and all the other popular systems, you should have KM. Remember that your monthly magazines are your best computer library. Subscribe now.

- |  |                                  |  |
|--|----------------------------------|--|
| <input type="checkbox"/> New subscription    | <input type="checkbox"/> Renewal | <input type="checkbox"/> 12 issues for \$18  |
| <input type="checkbox"/> Payment enclosed \$ |                                  | <input type="checkbox"/> 24 issues for \$30  |
| <input type="checkbox"/> VISA                | <input type="checkbox"/> MC      | <input type="checkbox"/> AE <input type="checkbox"/> Bill me <input type="checkbox"/> 36 issues for \$45 |

Card # \_\_\_\_\_

Interbank # \_\_\_\_\_ Exp. date \_\_\_\_\_

Signature \_\_\_\_\_

Name \_\_\_\_\_

Address \_\_\_\_\_

City \_\_\_\_\_ State \_\_\_\_\_ Zip \_\_\_\_\_

— for even faster ordering service call toll free (800) 258-5473

Canada: same as US, in US funds

Other foreign: \$23 one year only, US funds

305B8

MICROCOMPUTING • POB 997 • Farmingdale NY 11737

**MANAGEMENT SYSTEMS SOFTWARE  
ANNOUNCES  
TWO NEW BUSINESS PROGRAMS FOR THE SMALL BUSINESSMAN  
BY**

**JEROME S. OSTERYOUNG, PH.D.**

RENOWNED BUSINESS EDUCATOR AND AUTHOR OF 5 BUSINESS TEXTS

**PROFORMA CASH-FLOW PROGRAM**

FORECASTS CASH NEEDS AND LIQUIDITY

FOR UP TO 12 PERIODS

**\$125.00**

EXTENSIVE DOCUMENTATION WITH EACH PROGRAM

CASSETTE OR DISK

WRITE FOR BROCHURE

**\* LEASE-PURCHASE PROGRAM**

EVALUATES LEASE VS PURCHASE DECISION

INCORPORATES LATEST TAX IMPLICATIONS

**\$100.00**

**MANAGEMENT SYSTEMS SOFTWARE**

5200 BRITTANY DRIVE, #1006 ST. PETERSBURG FL 33715

(813) 864-4347

✓ 87

# CHEAP BOOKKEEPER

A GENERAL LEDGER SYSTEM

## See to Believe

Sold by Sturdivant and Dunn, Inc. for Radio Shack TRS-80\*  
Model I Level II 32 or 48 K systems with 2 drives and at least  
an 80 character per line printer.

Send \$1.00 for information and sample printouts (14 pages)  
to Sturdivant and Dunn, Inc., Box 277, Conway, NH 03818.  
Price is \$175.00.

✓ 82

\* TRS-80 is a Trademark of Radio Shack, a Division of Tandy corporation.

# SURVEYING & CIVIL ENGINEERING

## Microcomputer SOFTWARE

FOR THE  
RADIO SHACK TRS-80\*

- ⊕ TRAVERSE GEOMETRY
- ⊕ Profile Graph
- ⊕ COORDINATE GEOMETRY
- ⊕ CIRCULAR CURVE  
GEOMETRY
- ⊕ RADIAL STAKEOUT
- ⊕ CIRCULAR CURVE  
STAKEOUT

Developed and supported  
by a Registered Civil  
Engineer. Tested in  
Engineering Practice  
for over 2 years.

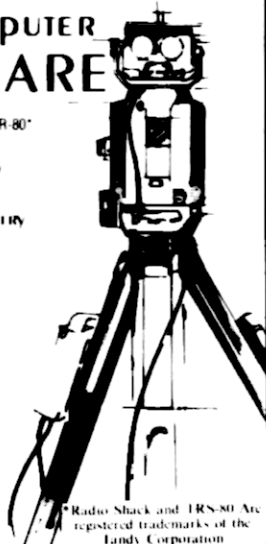
COMPLETE INSTRUCTION  
MANUAL INCLUDED

Only **\$260**

ANDREW MACHEN ✓ 95

Radio Shack and TRS-80 are  
registered trademarks of the  
Tandy Corporation.

For Information Call  
**714 755 4033**



## QUALITY TRS-80 SOFTWARE

### KEYWORD Indexing System

A series of programs that will create a data file on disc, build an  
index of all occurrences of "keywords" in the text of the data file  
and allow inquiries or searches into the file using the indexed  
keywords. The system features:

- \*flexible record lengths with location pointers
- \*deletion of non keywords from index by system
- \*"and" "or" "not" logic for inquiries
- \*interface for user written inquiries

KEYWORD INDEX—2 disc 32K DOS system

**\$39.95**

### SORTS for HOME and BUSINESS

No computer user should be without a versatile, easy to use sort  
program. The Northeast Microware in memory sort programs are  
written in Level II BASIC and have the following features:

- \*Sort ALPHA or NUMERIC data
- \*Sort on up to 5 fields simultaneously
- \*In ascending or descending sequence
- \*Supports kb, video or tape I/O
- \*Supports seq. disk and printer I/O (SORT-III)
- \*Supports user I/O routines
- \*User exits (SORT-III only)

SORT-II—16K Level II in memory sort

**\$19.95**

SORT-III—32K DOS in memory sort

**\$29.95**

#### FOR the SERIOUS GAMBLER

BLACKJACK SIMULATOR. Allows you to simulate the playing of  
thousands of hands of BJ and analyze the results on tape in Level  
II BASIC.

**\$19.95**

Manuals for all programs available for \$3.00 ea.  
(price deductible on purchase of program)

"TRS-80 is a registered trademark of TANDY CORP."

**Northeast MICROWARE**

BOX 2133, ✓ 74  
BOSTON, MA. 02106

# TRS-80\*

	Reg	Our Price
• Level II-16K	849.00	749.00
• Expansion Interface	299.00	264.00
• Centronics Printers		799.00 & up
• Verbatim Diskettes		3.20 ea. or 32.00 box of 10
• Pertec Disk Drives		389.00
• TRS-80 Disk Drives		449.00

## Business Software by

- Robitron
- Data Access Corp.
- Newdos+ by Apparat

Specialist in complete  
business computer systems.

## Garner's

Computer Center  
615 East Avenue  
Cedartown GA 30125 ✓ 206  
404-748-3614 or 748-8585

\* TRS-80 is a trademark of the Radio Shack Division of Tandy Corporation.

## Let Your TRS-80®

Teach You

### ASSEMBLY LANGUAGE

Tired of buying book after book on assembly  
language programming and still not knowing your  
POP from your PUSH?

REMSOFT proudly announces a more effi-  
cient way, using your own TRS-80®, to learn the  
fundamentals of assembly language programming  
--at YOUR pace and at YOUR convenience.

Our unique package, "INTRODUCTION TO TRS-80®  
ASSEMBLY PROGRAMMING", will provide you with  
the following:

- Ten 45-minute lessons on audio cassettes.
- A driver program to make your TRS-80® video  
monitor serve as a blackboard for the instructor.
- A display program for each lesson to provide  
illustration and reinforcement for what you are  
hearing.
- A textbook on TRS-80® Assembly Language  
Programming.
- Step-by-step dissection of complete and useful  
routines to test memory and to gain direct control  
over the keyboard, video monitor, and printer.
- How to access and use powerful routines in your  
Level II ROM.

This course was developed and recorded by  
Joseph E. Willis and is based on the successful  
series of courses he has taught at Meta Technologies  
Corporation, the Radio Shack Computer Center, and  
other locations in Northern Ohio. The minimum  
system required is a Level II, 16K RAM.

**REMASSEM-1 only \$69.95**



REMSOFT, Inc.  
571 E. 185 st.  
Euclid, Ohio 44119  
(216)531-1338



Include \$1.50 for shipping and handling.  
Ohio residents add 5 1/2% sales tax.  
TRS-80® is a trademark of the Tandy Corp.

✓ 70

# HOBBY WORLD<sup>®</sup> ELECTRONICS

America's Largest Mail-Order Computer Store

CALL TOLL FREE:  
(800) 423-5387 USA

IN CALIF:  
(800) 382-3651

LOCAL & OUTSIDE USA  
(213) 886-9200



## Electronics Books from HOBBY WORLD

### INTRODUCTION TO TRS-80 GRAPHICS

Provides complete intro to basics of graphics programming using real examples which run on TRS-80. Book begins with basic concepts of line drawing and leads to geometric shapes, figure animation, and more advanced topics. No math required, but familiarity with BASIC assumed. A TRS-80 for running examples helpful, but most concepts apply to all low cost computers with graphics capabilities.

**\$8.95**

(175 pages)  
Cat No. d-918398-18-5

### MICROSOFT BASIC

Complete introduction to programming in BASIC. Illustrates concepts with examples that run using MITS family of BASIC interpreters. Commands are valid at each succeeding level of BASIC. Can save valuable programming time and effort. Book assumes no prior programming experience, but basic understanding of computer fundamentals would be useful. (225 pages)

**\$9.95**

Cat No. d-918398-23-1

### HOW TO GET STARTED WITH CP/M

**\$7.95**

Having trouble understanding CP/M? Book will get you into essentials in a few easy steps. Most popular operating system explained in simple terms, glossary, list of hardware manufacturers supporting CP/M and list of CP/M Software.

Cat No. d-918398-32-0 (200 pages)

### REAL TIME BASIC FOR TRS-80

Will teach you how to read and understand programs in BASIC. Book introduces control concepts using keyboard and screen. Learn how to interface TRS-80 to other devices and wire some specific circuits. (150 pages)

**\$6.95**

Cat No. d-918398-05-3

### PASCAL WITH STYLE

A guide written for PASCAL users to help write more accurate, error-free programs, guidelines that stress program organization and "logical thinking", detailed set of standards. Samples of PASCAL programs are among the most readable seen anywhere. Special chapter shows how to use top-down approach with PASCAL.

**\$6.95**

Cat No. H5124

### TELEPHONE ACCESSORIES YOU CAN BUILD

May prove to be one of the most popular books in technical library. Remote ringing... group listening, speaking, speech scrambler... burglar alarm... phone silencer... these are some useful phone accessories you can build for a fraction of commercial cost. Fully illustrated, step-by-step instructions. Info on phone regulations and basic theory.

**\$5.95**

Cat No. H5748

### INTRO TO 8080 & Z-80

#### ASSEMBLY LANGUAGE PROGRAMMING

An introductory look at assembly language programming for 8080/Z-80 processors. Intended to provide about everything the programmer needs to get the most out of his or her machine. Programming techniques are presented along with instructions. Diagrams and examples provided. Exercises, with answers, included with each chapter.

**\$7.95**

Cat No. H5167

TRS-80 is a registered trademark of the Tandy Company.

## ANNOUNCING

The nation's most popular computerized toys and games are now available direct from Hobby World<sup>®</sup> Electronics. Name Brand Products include: Atari Home Video Game Center, T.I. Speak and Spell, Hand Held Baseball, Football, Fidelity's "Chess Challenger" and many others.

## SEND FOR FREE FLYER FEATURING:

Our new line of Computerized Toys and Games, Computers and Accessories, Disk Drives, Printers, Integrated Circuits, LED's Semi Conductors, Connectors plus more and more. Select from Hundreds of Items at Terrific Prices! Circle our Reader Service Number or Phone! Write for your Free Illustrated Flyer Today!

### FULLER ELECTRONICS RF-2 TRS-80 DUAL CASSETTE CONTROL CENTER

**\$74.95**

- Aids and simplifies cassette loading!
- Allows you to listen to cassettes as they are loading!

No more plugging and unplugging cassette cables! Saves wear and tear on your computer system, adds the flexibility that you need for level II data storage! Internal speaker allows you to listen to CSAVE and CLOAD, also allows you to listen to fast forward and rewind (CTR-41). Independent volume control lets you adjust monitor volume without affecting loading volume. Built-in LED's

let you know status of one or both recorders. Now you can simultaneously CSAVE with both recorders; CLOAD with either recorder; cross tape with both recorders. Tested and reviewed in March '79 Creative Computing. Compact, only 4" x 3 1/4" x 2 1/4" high. Completely assembled and tested Wt 16 oz.

Cat No. 1973 For CTR-41  
Cat No. 1974 For CTR-80 or CTR-21

### FULLER ELECTRONICS RF-3 TRS-80 I/O & AUXILIARY CONTROL CENTER

- Controls lights, video recorders, appliances thru your TRS-80!
- With complete application software and documentation
- Built-in relay protects your TRS-80 relay!
- Controls from fractions of a second to months!

The most versatile TRS-80 accessory available today! Offers features found only in units costing much more. Now you can control lights when you're not home, at random times! Turn video recording equipment on and off at preset times, even months in advance. Internal beeper can be used to signal the end of a long sort. It also lets you know with one beep, two beeps, etc., exactly what part of the program you're in! Also allows you

to check your RS-232 output without turning on the printer. Built-in internal relay protects and bypasses control current from your sensitive TRS-80 relay. Now you can even operate 6 or more cassette recorders safely for CSAVE. NOTE: 110VAC CONTROLLER IS NOT INCLUDED. A simple schematic and parts list is supplied. Size: 2" x 4" x 1 1/2".

**\$39.95**

Wt 12 oz.  
Cat No. 1972

### TRS-80 EDGE CONNECTOR & CABLE

- 40 pin (2x20)
  - 36" of ribbon cable attached
- Standard connector and cable set plugs into rear of main unit or expansion interface. Factory pre-assembled.

Cat No. 2037 **\$8.88ea**

Wt. 8 oz.

2 for \$16.00

### TV MODULATOR (kit)

Assembles in minutes.

Installs in minutes!

Accepts composite video output from computers, TV games, etc. Requires 6VDC, operates on any standard B&W TV, channel 2 or 3. Completely shielded. Not to be used where prohibited by law. Wt 4 oz.

Cat No. 1975 **\$4.3 for \$10**

### TRS-80 EDGE CONNECTOR

- 40 Contacts (2x20) • 1" Spacing

For expansion or main unit

Cat. No.	Description	Weight	Price
1980	TRS-80 Edge Connector	2 oz.	\$4.75
2147	40 Cond. Cable 3 ft. length	4 oz.	\$6.00
2147	40 Cond. Cable 10 ft. length	12 oz.	\$16.00
2147	40 Cond. Cable 25 ft. length	30 oz.	\$30.00

### 5 1/4" DUAL AND SINGLE DISK DRIVE ENCLOSURES

as low as \$25

- Fits most standard disk drives.
- Shugart, MPI, Perfec and more!

Dual drive enclosure constructed of hi-impact plastic, one piece molded construction, charcoal-grey finish. Single drive enclosure constructed of rugged beige-finish steel, two piece construction.

Cat No. Description Wt Price  
2055 Dual Enclosure 2 lbs \$59  
2245 Single Enclosure 3 lbs \$25

### SHUGART SA-400

#### 5 1/4" MINIFLOPPY DISK DRIVE

Industry standard in disk drives! Hard and soft sectoring, 35 track, single density, 35 msec accessing, compact; only 5.75" x 3.25" x 8" deep, features direct drive stepping

Cat No. 1154 SA400/manual \$285  
Cat No. 1154D Manual only \$2.50

### MICRO SQUARED M-250 DOUBLE SIDED DISK DRIVES

Two "Double Sided" drives yield 358K Bytes on TRS-80, 875K Bytes on S-100 systems. Fast transfer rate of 250K Bytes/Sec. No modification of hardware or software necessary.

CAT. NO.	DESCRIPTION	WEIGHT	PRICE
2054	M2-250 Disk Drives	15 lbs.	\$1195.00
2329	#550-16 Hard Sector Diskettes	10 oz.	\$59.95/bx(10)

### VERBATIM 5 1/4" DISKETTES as low as \$33.00 box of 10 5 boxes for as low as \$150

#### 525 SERIES

- Double density!
- Single Sided!
- Perfect for commercial and general applications!

Cat No.	Type	Description	Use for	Price
1147	525-01	Soft Sector	TRS-80	\$33.00
1148	525-10	10 hole, hard	North Star, Apple	\$33.00
1149	525-16	16 hole, hard	Micropolis	\$33.00

#### 550 SERIES

- Quad density! (double sided, double density)
- For commercial and general applications!

Cat No.	Type	Description	Use for	Price
1492	550-01	Soft Sector	SA450, MP152,	\$59.95
2328	550-10	10 hole hard	BASF, Wangco,	\$59.95
2329	550-16	16 hole hard	Micro-2	\$59.95

#### 577 SERIES

- Certified twice!
- Single sided, double density!
- For critical data and applications!
- Built-in hub protector ring!
- Certified 77 tracks!

Cat No.	Type	Description	Use for	Price
2330	577-01	Soft sector	TRS-80, etc	\$49.95
2331	577-10	10 hole hard	North Star, Apple	\$49.95
2332	577-16	16 hole hard	Micropolis, etc	\$49.95

### HOW TO ORDER

Pay by check, Mastercharge, Visa, or COD. Charge orders please include expiration date. Foreign pay in U.S. funds. Order by phone or mail, or at our retail. MINIMUM ORDER \$10. please include phone number and magazine/issue you are ordering from. Prices valid thru last day of cover date. SHIPPING: USA: add \$2.00 for the first 2 lbs. For ground add 35¢ for add'l lb. For air add 75¢ for add'l lb. FOR-EIGN: surface: add \$3.00 for first 2 lbs. 60¢ per add'l lb. Air: add \$11.00 for first 2 lbs. \$5 for each add'l lb. CODs \$1 add'l. Guaranteed satisfaction for 120 days or your money back! Not responsible for typographical errors. Some items subject to prior sale. We reserve the right to limit quantities.

19511 Business Center Dr. Dept. V5 Northridge, Ca. 91324

# ... We have them ALL

## All the Disks and Printers that interface to the TRS-80®

5 1/4" Drives — 8" Drives — Single and Double Density —  
and Hard Disk Systems with up to 40 megabytes!

### TRS-80 Disk Drive

SAVE  
OVER \$100

Vista, Percom, Lobo,  
and others

Fully compatible with  
expansion interface  
and TRSDOS Software

Some as Low as

**\$359**

### CP/M® OPERATING SYSTEM

for Mod. I List \$145. . . . . \$129


for Mod. II List \$170. . . . . \$149

Complete line of CP/M Software available  
at discount prices.

### CENTRONICS PRINTERS

#### NEW 730

w/friction  
and tractor



**\$779**†

779-1 (TRS-80 Line Prtr. I), List \$1245 949\*

779-2 with tractor, List \$1350 . . . . . 1049\*

702-2 120 cps, bi-directional,

tractor, VFU . . . . . 1995


703-2 185 cps, bi-directional,

tractor, VFU . . . . . 2395

(shipped freight collect)

### ANADIX


#### 80-COL. DOT MATRIX PRINTER



Complete upper and lower case ASCII char.  
set, bi-directional at 84 lines/min. Features  
RS232 20/60 mil current loop and Centronix  
parallel interface. Ideal for use with TRS-80,  
Sorcerer, Cromemco, and NorthStar systems.

**OUR PRICE ONLY \$749**

(shipping \$10)



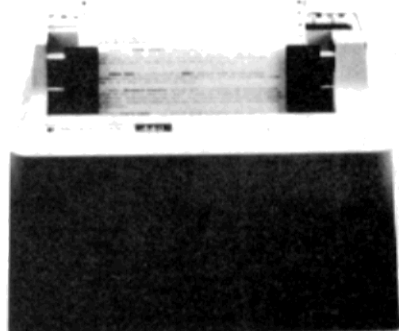
Bi-directional, 150 cps, logic seeking; adjust-  
able tractor. Available with lower case com-  
pressed print; forms length control or vertical  
forms control option. Centronics style parallel  
interface also available.

**T.I. 810** with serial/parallel interface

List 1940 . . . . . **OUR PRICE \$1735**

T.I. 810 printer outperforms Line Printer III.

### PAPER TIGER®



**Paper Tiger**, List \$995 **ONLY \$895**

w/graphics options, incl. buffer, \$1194 . . . \$989

IP-225 w/1210, 1250 options, List \$984 834

IP-225 w/tractor, 1210\*, 2K buffer, &

graphics options, List \$1098 . . . . . 899

TRS-80 cable . . . . . 45

\*1210 option is expanded/compressed print.

### NEC SPINWRITER™



*The Fantastic Letter-Quality  
Printer at 55 cps*

5530 RO/Centronics Interf., \$3085 **\$2689**

(shipped freight collect)

Printers for TRS-80 require Level II machines.  
Printer cables extra. Call for price and order  
number.

\* Same as Line Printer I

† Same as Line Printer II

### CONVERT YOUR EXISTING SELECTRIC TYPEWRITER TO A PRINTER . . .

Power Supply & electronics, assembled &  
tested. You make only a simple solenoid  
installation (or have the factory do it).  
Manufactured by Escon.

Parallel version, List \$575 . . . . . **ONLY \$514**

TRS-80 cable (specify MOD I or MOD II) \$25

**SHIPPING AND INSURANCE:** Add \$5 for Selectric Converter, \$6 for disk drives, \$10 for Megabox. Centronics printers shipped freight collect. Contact us for shipping information on other printers.

All prices subject to change and all offers subject to withdrawal without notice. Prices in this ad are for prepaid orders. Slightly higher prices prevail for other-than-prepaid orders, i.e., C.O.D., credit card, etc.

— WRITE FOR FREE CATALOG —

# MiniMicroMart, Inc.


1618 James Street, Syracuse, NY 13203 (315) 422-4467

TWX 710-541-0431



## TRS-80 SERIAL I/O

- Can input into basic
- Can use LIST and LPRINT to output, or output continuously
- RS-232 compatible
- Can be used with or without the expansion bus
- On board switch selectable baud rates of 110, 150, 300, 600, 1200, 2400, parity or no parity odd or even, 5 to 8 data bits, and 1 or 2 stop bits. D.T.R. line
- Requires +5, -12 VDC
- Board only \$19.95 Part No. 8010, with parts \$59.95 Part No. 8010A, assembled \$79.95 Part No. 8010 C. No connectors provided, see below.



RS-232 connector Part No. 0025P \$6.00 with 9, 8 conductor cable \$10.95 Part No. 0025P6




3' ribbon cable with attached connectors to TRS-80 and our serial board \$10.95 Part No. 30A84D

## COMPUCRUISE



\$129.95; with cruise control \$169.95

## THE TELESIS VAR-80 INTERFACE UNIT



For the TRS-80 with Level II Basic • Provides 8 outputs • Provides 8 inputs • 2 ft. of interconnecting cable w/ connector • Plugs directly into TRS-80 • Power supply provided • Assembled and tested. Part No. VAR80. Introductory price \$109.95.

## GAME PADDLES & SOUND



Includes: 2 game paddles, interface, software, speaker, power supply, full documentation including: schematics, theory of operation, and user guide; plus 2 games on cassette (Pong and Starship War). \$79.95 Complete Part No. 7922C

## DIGICOM DATA PRODUCTS INC. Series 312 Acoustic Coupler



300 BAUD Originate, Part No. AC3122, \$219.95. 300 BAUD Answer, Part No. AC3122, \$219.95. 300 BAUD Answer/Originate, Part No. AC3123, \$229.95

## LIGHT-PEN For Your TRS-80



Your TRS-80 Light-Pen is a carefully engineered instrument and with the proper care will give satisfactory use and many years of service. Part No. TRS80LP \$24.95.

## SYSTEM EXPANSION from LNW Research

- Serial RS232C/20 mA I/O
- Floppy controller
- 32K bytes memory
- Parallel printer port
- Dual cassette port
- Real-time clock
- Screen printer bus
- Onboard power supply
- Software compatible
- Solder mask, silk screen. PC board and user manual, Part No. LNW80, \$69.95.

## DISKETTES



Box of 10, 5" \$29.95, 8" \$39.95. Plastic box, holds 10 diskettes, 5" - \$4.50, 8" - \$6.50.

## 16K RAMS

For the Apple TRS-80 or Pet \$8 each Part No. 4118/2117.

## LEEDEX MONITOR



12" Black and White • 12 MHz Bandwidth • Handsome Plastic Case • \$139.00

## S-100 INTERFACE



AN S-100 bus Adapter—Motherboard for the TRS-80. Kit, Part No. HUH81DLXK, \$295.95. Assembled, Part No. HUH81DLXA, \$375.95.

## NOW! A FULL SUPPORT SYSTEM FOR TRS-80



- 32K of RAM
- EPROM firmware
- Disk control
- Data acquisition
- Parallel I/O
- Serial I/O
- Plug into GPA's Motherboard. GPA's quality design includes: 6-44 pin edge connectors • +5V, -5V, +12V, -12V external power supply required
- Active termination. The Motherboard, Part No. GPA80, is only \$149.95.

## TAKE ADVANTAGE OF GPA-EXPANSION CARDS FOR THE GPA80

**Memory cards:** Now with Fortran compilers available for your TRS-80, additional expansion memory is a must! Card with sockets only, Part No. GPA801, \$119.95. Card with 16K of 4116 Dynamic Ram, Part No. GPA802, \$224.95. Card with 32K of 4116 Dynamic Ram, Part No. GPA803, \$329.95. All cards come equipped with sockets to accommodate 32K of Ram.

**EPROM firmware card.** Put those valuable subroutines in firmware. Don't waste time loading and unloading tapes and disks. For 2708 or 2716 EPROMS, Part No. GPA806, \$79.95.

**Serial I/O card.** Here's what you've been asking for, a full serial terminal interface, with RS-232C or 20 mA Current loop. Input/output capabilities. Part No. GPA807, \$79.95.


**Parallel I/O Card.** Control functions in the outside world, monitor and store real time events. Two parallel output ports. Dip switches select ports (0-254). Part No. GPA808, \$79.95.

## FLOPPY DISK STORAGE BINDER



Three-ring binder comes with ten transparent plastic sleeves which accommodate either twenty, five-inch or ten, eight-inch floppy disks. Binder & 10 holders \$14.95 Part No. 8800; Extra holders 95¢ each. Part No. 800.

## DISK JACKET™



Holds two 5-1/4 inch diskettes and will fit any standard three-ring binder. \$9.95/10 Pack.

## TRENDCOM PRINTER



- 40 characters per second
- 4-7/16 inch wide thermal paper
- Graphics (TRENDCOM 100): 480 sevendot print positions per line. TRENDCOM 100, Part No. TR00100, \$495.95. TRENDCOM 200, Part No. TR00200, \$375.95. Interface for TRS-80, Part No. TR08A, \$45.95. For Apple II, Part No. TR08AII, \$75.95. For PET, NO. TR08P2, \$79.95. For Scocerar, TR08A1 \$45.95.

## DIGITAL CASSETTE



5 min. each side. Box of 10 \$9.95. Part No. C-5.

## SARGON: A Computer Chess Program

Features the complete program that won the 1978 West Coast Computer Faire Tournament. Part No. 00603 — TRS-80 Level II; Part No. 00604 — Apple II (24K). \$19.95

## SOUND EFFECTS AND MUSIC FOR YOUR COMPUTER



**SOUNDWARE** is a complete system. It includes a speaker/amplifier unit with volume control, earphone jack, and connectors. It boasts excellent tone quality yet is small and convenient to use. Add batteries, plug it in, and play. One year warranty. **SOUNDWARE** package (includes INTRO to SOUNDWARE programs) PET (8K), Part No. 20003, \$29.95. TRS-80 Level II (16K), Part No. 20002, \$29.95. CompuColor II (8K), Part No. 20001, \$39.95. INTRO to SOUNDWARE programs only PET and TRS-80, Part No. 20005, \$14.95. CompuColor II Part No. 20006, \$19.95.

## To Order:

Mention part no. description, and price. In USA shipping paid by us for orders accompanied by check or money order. We accept C.O.D. orders in the U.S. only, or a VISA or Master Charge no., expiration date, signature, phone no., shipping charges will be added. CA residents add 6.5% for tax. Outside USA add 10% for air mail postage and handling. Payment must be in U.S. dollars. Dealer inquiries invited. 24 hour order line (408) 448-0800

Send for FREE Catalog... a big self-addressed envelope with 41¢ postage gets it fastest!

**ELECTRONIC SYSTEMS** Dept. 80 P. O. Box 21638, San Jose, CA USA 95151

If you enjoy driving, you're going to get a **COMPUCRUISE**. Once you see what it can do, you just won't be able to live without it.



This gadget fits into most dashboards... no strain even in a tiny sports car like the Mazda RX-7... and once you have it, every trip is like flying a 747. The darned thing tells you the time, how fast you're going, how far you've been on this trip or since the last regassing, how many miles per gallon you're getting, either at the instant or the average on the trip... or gallons per hour at the moment or for the trip... temperature outside... inside (or coolant temperature, if you prefer)... oh, it has an elapsed time for the trip, a stop watch, lap time, an alarm... how much further for your trip, how many gallons more the trip will take, how much longer for the trip at your present average speed... yes, it gives you your average speed for the trip. You prefer it in metric, no strain... liters remaining, etc. Did we mention that it also has cruise control either at a speed set on the control board or at whatever speed you are traveling? The Compucruise will keep you busy and entertained during any trip... telling you more than you will ever want to know.


The Compucruise is not difficult to install... though it does connect to everything except the cigarette lighter. Until you've tried computerized travel, you haven't found out how much fun driving can be. It will work on any car not having fuel injection... and there is a front-wheel drive accessory gadget available for only \$4.40-#P001 (regularly \$5.50).

The price for the Compucruise is regularly \$199.95... and a bargain at that price. We'll sell you one of these fantastic gadgets for \$159.95 with cruise control (Model 44-#P002), and \$127.95 without (Model 41-#P003). Send money... and start having fun!

# MOM'S

## MAIL ORDER MICROS

Dept. 580 • PO Box 427 • Marlboro NH 03455  
Phone: (603) 924-3041\*



Steal Stopper

Ever had your car stolen?  
The first reaction is one of disbelief...  
... you know it was right there!

What you want is a modern combination lock on your ignition... The Steal Stopper. It's easy to install and almost impossible to defeat. You can by-pass it, if you want, for parking attendants or a car wash. Other than that, you get a secret four digit code and only will then be able to start the car... even if you have the keys in the ignition.

This protection retails for \$50... but we have a special for you at \$39.95. Don't procrastinate. Order #P004.

Note: This product works best on Detroit cars, Mazda RX7 owners must order additional module, #P008, which costs \$8. The Steal Stopper can be modified for Mercedes, Porsche, Ferrari, or other high performance European cars by returning unit to manufacturer with \$3. They promise quick modification and return.

SPECIAL 10% OFF REGULAR PRICES

### #1 ADVENTURELAND

YOU'LL WANDER THROUGH AN ENCHANTED LAND ENCOUNTERING WILD ANIMALS AND MAGICAL BEINGS WHILE YOU TRY TO RECOVER LOST TREASURES.  
Order #SA001T for TRS Level II 16K, #SA001S for Sorcerer 16K, #SA001A for Apple 24K—\$13.45 each, on cassette

### #2 PIRATE ADVENTURE

SAIL TO TREASURE ISLAND AND TRY TO RECOVER LONG JOHN SILVER'S LOST TREASURES.  
Order #SA002T for TRS Level II 16K, #SA002S for Sorcerer 16K, #SA002A for Apple 24K—\$13.45 each, on cassette

### #3 MISSION IMPOSSIBLE ADVENTURE

SAVE THE WORLD'S FIRST AUTOMATED NUCLEAR REACTOR WHEN YOU COMPLETE YOUR MISSION.  
Order #SA003T for TRS Level II 16K, #SA003S for Sorcerer 16K, #SA003A for Apple 24K—\$13.45 each, on cassette

### #4 VOOODOO CASTLE

SAVE COUNT CRISTO FROM THE FIENDISH CURSE OR FOREVER BE DOOMED—BEWARE THE VOOODOO MAN.  
Order #SA004T for TRS Level II 16K, #SA004S for Sorcerer 16K, #SA004A for Apple 24K—\$13.45 each, on cassette

### #5 THE COUNT

LOVE AT FIRST BYTE FROM YOUR BIG BRASS BED IN TRANSYLVANIA.  
Order #SA005T for TRS Level II 16K, #SA005S for Sorcerer 16K, #SA005A for Apple 24K—\$13.45 each, on cassette

### #6 STRANGE ODYSSEY

YOU'RE MARIONED AT THE GALAXY'S EDGE AND DISCOVER RUINS OF AN ANCIENT ALIEN CIVILIZATION AND TRY TO COPE WITH UNEARTHLY TECHNOLOGIES WHILE YOU AMASS FABULOUS TREASURES.  
Order #SA006T for TRS Level II 16K, #SA006S for Sorcerer 16K, #SA006A for Apple 24K—\$13.45 each, on cassette

### #7 MYSTERY FUN HOUSE

FIND YOUR WAY THROUGH THE STRANGEST FUN HOUSE BEFORE THE WEIRD PARK CLOSES.  
Order #SA007T for TRS Level II 16K, #SA007S for Sorcerer 16K, #SA007A for Apple 24K—\$13.45 each, on cassette

### #8 PYRAMID OF DOOM

AN EGYPTIAN TREASURE HUNT THROUGH A NEWLY UNCOVERED PYRAMID, COMPLETE WITH AN EIGHT CURSE.  
Order #SA008T for TRS Level II 16K, #SA008S for Sorcerer 16K, #SA008A for Apple 24K—\$13.45 each, on cassette

## BRAND NEW\* TRS-80 and accessories at FANTASTIC SAVINGS

LEVEL II 16K COMPLETE.....	\$720	#TRS-001S
16K EXPANSION UNIT.....	\$400	#TRS-002S
32K EXPANSION UNIT.....	\$525	#TRS-003
DISK DRIVES.....	\$425 each (Specify which drive you want)	#TRS-004
FRICTION MODEL PRINTER.....	\$870	#TRS-005S
TRACTOR FED MODEL PRINTER.....	\$1350	#TRS-006
LINE PRINTER III (AND CABLE).....	\$1550	#TRS-007
MOD II 64K.....	\$3400	#TRS-008

**TERMS:** Shipment normally within one week of receipt of your order (with cashier's check, money order, or credit card) for microcomputer and three weeks for accessories (checks take two weeks extra to clear bank). ADD \$2.50 PER ITEM for HANDLING. Everything will be sent to you with UPS freight charges COLLECT.

**\*NOT UPGRADED USED OR RECONDITIONED LEVEL I's WITH OLD KEYBOARDS BUT BRAND SPANKING NEW TRS-80's IN FACTORY CARTONS WITH FULL FACTORY WARRANTY! COMPARE PRICES AND QUALITY AND ORDER FROM MOM'S.**

### ASTROLOGICAL COMPUTER AND 4-FUNCTION CALCULATOR

ASTRO®

Gives you a fascinating look into your personality traits. Compares 15 different combinations. Matches your astrological influences to any day—past, present, or future. Gives in-depth analysis of your compatibility with your boss, your spouse, your lover, your child. Regularly \$49.95. #P0020—\$39.95 SPECIAL PRICE.

### ASK MOM

For details of October 1980 Asian and European Electronics Tours. See January Wayne Green editorials in KiloBaud Microcomputing and 73 Magazine. Info #002... No charge.

### HONEYWELL

15 Honeywell ASR-33 Communications Consoles with TTY, paper tape reader and punch. Used, working when removed from service. Shipped freight collect or you pick up. Weight 300 lbs. \$395. Order #P006.

### INSTANT SOFTWARE HALF PRICE SPECIAL CLOSEOUT—ONLY \$4

TRS-80, Level I, Games  
Knights Quest/Robot Chase 4K-#ISI0003.  
Cave Exploring 16K-#ISI0010.  
Doodles & Display 16K-#ISI0030.  
Fun Package I 16K-#ISI0041.

TRS-80, Level I, Finance  
Status of Homes 4K-#ISI0012.

TRS-80, Level II, Hobby  
Model Rocketry Analyzer-#ISI0024.

# BOOK CLEARANCE UP TO 50% OFF

Take a Chance with Your Calculator (Lithium-publisher) #BK1002—was \$9.95, now \$4.50.  
Chemistry with a Computer (Educamp-publisher) #BK1010—was \$9.95, now \$5.00.  
Computer Dictionary (Camelot-publisher) #BK1018—was \$5.95, now \$3.00.  
FORTRAN Programming (Camelot-publisher) #BK1019—was \$7.95, now \$4.00.  
FORTRAN Workbook (Camelot-publisher) #BK1020—was \$4.95, now \$2.50.  
A Quick Look at BASIC (Camelot-publisher) #BK1043—was \$4.95, now \$2.50.  
How to Buy and Use Minis and Micros (Sams-publisher) #BK1025—was \$9.95, now \$5.00.  
How to Program Microcomputers (Sams-publisher) #BK1027—was \$8.95, now \$4.50.  
Your Own Computer (Sams-publisher) #BK1072—was \$1.95, now \$1.00.  
8080A Bugbook (Sams-publisher) #BK1103—was \$9.95, now \$5.00.  
Periodical Guide 1976 (Berg-publisher) #BK1041—was \$3.00, now \$1.50.  
Periodical Guide 1977 (Berg-publisher) #BK1042—was \$3.00, now \$1.50.  
Underground Buying Guide (PMS-King-publisher) #BK1067—was \$5.95, now \$3.00.  
Understanding Microcomputers (Scebi-publisher) #BK1079—was \$8.30, now \$4.00.  
Computer (TAB-publisher) #BK1012—was \$7.95, now \$4.  
The Story of Computers (Camelot-publisher) #BK1056—was \$4.95, now \$2.50.  
Fun with Computers and BASIC (Camelot-publisher) #BK1021—was \$6.95, now \$3.50.  
Introduction to Microprocessors (Microlog-publisher) #BK1032—was \$17.50, now \$8.75.  
Microcomputer Dictionary (Matrix-publisher) #BK1034—was \$15.95, now \$8.  
Microcomputer Primer (Sams-publisher) #BK1035—was \$7.95, now \$4.

**SPECIAL PRICE** includes more than 20% discount. \* indicates extra price reduction since last ad. Quantities are limited, immediate refund if ordered item is no longer available.

**TERMS:** FOB Marlboro, NH USA. Limited stock; everything guaranteed as described; you pay postage on returns. **PRINT** orders clearly. Minimum order \$10 plus \$2.50 shipping and handling charge in USA only. **DOUBLE THAT ELSEWHERE.** Orders over \$50 add 5% for shipping in Continental USA, 10% elsewhere. (We will refund excess.) Orders shipped UPS or insured mail only. No COD's please. Send US funds by check or money order. For credit card purchases, add 4%, list AE, MC or VISA, number, and expiration date. Mail to MOM's, Department 580, PO Box 427, Marlboro NH 03455.

**Condition of Inventory:**  
New = original container  
Excellent = new, but not in original container  
Good = tested or used in store

\* Phone answered by machine. Orders taken with credit cards. Questions answered by mail. Please leave your name and address.

# MOM'S

## MAIL ORDER MICROS

Dept. 580 • PO Box 427 • Marlboro NH 03455  
Phone: (603) 824-3041 \*



# SALE

## SIMULATED SURVEILLANCE VIDEO SYSTEMS

Since the video camera systems are totally psychological, that is, the visibility and suggestion of video cameras is what deters the thief's desire to steal, all that is really needed is a device that appears to be a functioning video camera. The SSV System provides the businessman with the same deterrent to crime as real systems at a fraction of the cost, because the cameras and alarm boxes are empty of electronics, but would-be crooks don't know this, and SSV Systems are extremely realistic in detail. Some scan back and forth and all have red neon lights. They feature easy installation, mount on any wall, have metal construction throughout, with wrinkle finish paint, all aluminum lens barrel with f-stops, footage markings, and convex optics, simulated coaxial cable and wall plate, manufacturer's unconditional guarantee, plus warning stickers included with all orders.

SVS 900 Scanning camera features 155 degree scanning action, long-life quiet, 1 rpm motor, only \$100 (regularly \$119.95) catalog #P0010. SVS-880 stationary camera is adjustable to any angle for fixed view coverage with mounting brackets and hardware, only \$50 (regularly \$58.95) catalog #P0011, or go first class with the SVS-2000, which has a soft blue finish with satin mylar film only \$105 (regularly \$124.95) catalog #P0012, the stationary version is only \$55 (regularly \$62.95) catalog #P0013. Alarm boxes are only \$20 (regularly \$24.95) catalog #P0014 and complete your look of having real surveillance equipment installed at your business, home or office.

## BALLY GAMES

- 2 Bally VideoCode Cassettes  
★ They consist of two games: Speed Math and Bingo Math. #D029S-\$10 each.

## PANASONIC TAPE DECKS

Panasonic RS261 US Stereo Cassette Decks—with auto-stop, record level adjust, VU meters, used condition; all have had heads replaced and aligned. #T001-\$50.

Panasonic RS260 US Stereo Cassette Decks—same as above, but also has bias switch for chrome tapes. #T002-\$50.

## MAGIC LIGHT BULB SAVER

If you've got a light bulb you need our MAGIC L.B.S. which increases the life expectancy of a new bulb 93 times! ... and saves you 44% on energy costs. Regularly \$2.50 MOM's price is \$1.99 each #LS001

## "IBM" ABACUS

- 112 Abacus Paperweight—Hefty, brass, excellent condition. Has label that says, "IN CASE IBM FAILS." #S024-S3 SPECIAL PRICE.

## HEAD ALIGNMENT KIT

Best cassette recorder tape head alignment kit available. Solves loading problems. #K001-only \$9.95.

## VERBATIM MINI DISKS

For TRS-80, Pet, Apple (Please specify which)  
10 PACK—ONLY \$24.50  
#P007 MOM's offers the Best for Less... Again!



## MOM'S SOFTWARE SPEED READING COURSE

Could be the most important program you'll ever buy.

A tachistoscope simulation which enables the user to increase reading and comprehension speeds. A must for any TRS-80 16K Level II owner. Only \$5 per cassette. Order #R2001.

Qty	Catalog #	Description	Unit Price	Total

Delivery: 3 to 6 weeks. Personal checks take about 2 weeks to clear bank before we ship.

Enclosed \$ \_\_\_\_\_

Bill ☐ AE ☐ MC ☐ VISA

Card no. \_\_\_\_\_

Name \_\_\_\_\_

Address \_\_\_\_\_

City \_\_\_\_\_

Shipping & Handling \_\_\_\_\_

Credit Card (+ 4%) \_\_\_\_\_

Total \_\_\_\_\_

Exp Date \_\_\_\_\_

State \_\_\_\_\_

Zip \_\_\_\_\_

Ship: ☐ UPS

☐ Insured mail

Signature \_\_\_\_\_

# MOM'S

## MAIL ORDER MICROS

Dept. 580 • PO Box 427 • Marlboro NH 03455  
Phone: (603) 824-3041

## NEW ADDITIONS

● **PROGRAMMING THE Z-80** — BK1122 — by Rodney Zaks. Here is assembly language programming for the Z-80 presented as a progressive, step-by-step course. This book is both an educational text and a self-contained reference book, useful to both the beginning and the experienced programmer who wish to learn about the Z-80. Exercises to test the reader are included. \$14.95.\*

● **Z-80 SOFTWARE GOURMET GUIDE AND COOKBOOK** — BK1045 — by Nat Wadsworth. Scelbi's newest cookbook! This book contains a complete description of the powerful Z-80 instruction set and a wide variety of programming information. Use the author's ingredients including routines, subroutines and short programs, choose a time-tested recipe and start cooking! \$14.95.\*

● **LEARNING LEVEL II** — BK1175 — by David Lien. Written especially for the TRS-80, this book concentrates on Level II BASIC, exploring every important BASIC language capability. Updates are included for those who have studied the Level I User's Manual. Sections include: how to use the Editor, dual cassette operation, printers and peripheral devices, and the conversion of Level I programs to Level II. \$15.95.\*

● **TRS-80 DISK AND OTHER MYSTERIES** — BK1181 — by Harvard C. Pennington. This is the definitive work on the TRS-80 disk system. It is full of detailed "How to" information with examples, samples and in-depth explanations suitable for beginners and professionals alike. The recovery of one lost file is worth the price alone. \$22.50.\*

● **BASIC BASIC (2ND EDITION)** — BK1026 — by James S. Coan. This is a textbook which incorporates the learning of computer programming using the BASIC language with the teaching of mathematics. Over 100 sample programs illustrate the techniques of the BASIC language and every section is followed by practical problems. This second edition covers character string handling and the use of data files. \$9.45.\*

● **Z-80 ASSEMBLY LANGUAGE PROGRAMMING** — BK1177 — by Lance A. Leventhal. This book thoroughly covers the Z-80 instruction set, abounding in simple programming examples which illustrate software development concepts and actual assembly language usage. Features include Z-80 I/O devices and interfacing methods, assembler conventions, and comparisons with 8080A/8085 instruction sets and interrupt structure. \$12.50.\*

● **INTRODUCTION TO TRS-80 GRAPHICS** — BK1180 — by Don Inman. Dissatisfied with your Level I or Level II manual's coverage of graphics capabilities? This well-structured book (suitable for classroom use) is ideal for those who want to use all the graphics capabilities built into the TRS-80. A tutorial method is used with many demonstrations. It is based on the Level I, but all material is suitable for Level II use. \$8.95.\*

● **THE INCREDIBLE SECRET MONEY MACHINE** — BK1178 — by Don Lancaster. A different kind of "cookbook" from Don Lancaster. Want to slash taxes? Get free vacations? Win at investments? Make money from something that you like to do? You'll find this book essential to give you the key insider details of what is really involved in starting up your own money machine. \$5.95.\*

● **FREELANCE SOFTWARE PUBLISHING** — BK1179 — by B. J. Korites. "This book is about money and how to make it by writing and selling computer programs," (author's foreword). If you have the skills to write a saleable program, you now need to acquire the skills to sell that program. This compact book comprehensively covers the entire publishing process and many aspects of software salesmanship. \$14.95.\*

Use the order card in the back of this magazine or itemize your order on a separate piece of paper and mail to 80 Microcomputing Bookshelf • Peterborough NH 03458. Be sure to include check or detailed credit card information. All orders add \$1.00 handling. Please allow 4-6 weeks for delivery. Questions regarding your order? Please write to Customer Service at the above address.

**FOR TOLL FREE ORDERING CALL 1-800-258-5473**

● **THE BASIC HANDBOOK** — BK1174 — by David Lien. This book is unique. It is a virtual *ENCYCLOPEDIA* of BASIC. While not favoring one computer over another, it explains over 250 BASIC words, how to use them and alternate strategies. If a computer does not possess the capabilities of a needed or specified word, there are often ways to accomplish the same function by using another word or combination of words. That's where the *HANDBOOK* comes in. It helps you get the most from your computer, be it a "bottom-of-the-line" micro or an oversized monster. \$14.95.\*

● **ADVANCED BASIC** — BK1000 — Applications and problems by James Coan is for those who want to extend their expertise with BASIC. Offers advanced techniques and applications. \$9.65.\*

● **PIMS: PERSONAL INFORMATION MANAGEMENT SYSTEM** — BK1009 — Learn how to unleash the power of a personal computer for your own benefit in this ready-to-use data-base management program. \$9.95.\*

● **PAYROLL WITH COST ACCOUNTING — IN BASIC** — BK1001 — by L. Poole & M. Borchers, includes program listings with remarks, descriptions, discussions of the principle behind each program, file layouts, and a complete user's manual with step-by-step instructions, flowcharts, and simple reports and CRT displays. Payroll and cost accounting features include separate payrolls for up to 10 companies, time-tested interactive data entry, easy correction of data entry errors, job costing (labor of distribution), check printing with full deduction and pay detail, and 16 different printed reports, including W-2 and 941. \$20.00.\*

● **LOW-COST, PERSONAL COMPUTER-BASED INVESTMENT DECISION SYSTEMS** — BK1101 — Use this guidebook by Man-Computer Systems, Inc.'s president, Jerry Felsen, to develop inexpensive personal computer systems that can help you make better investment decisions. \$15.00.\*

● **HOW TO MAKE MONEY WITH COMPUTERS** — BK1003 — In 10 information-packed chapters, Jerry Felsen describes more than 30 computer-related, money-making, high profit, low capital investment opportunities. \$15.00.\*

● **SOME COMMON BASIC PROGRAMS** — BK1053 — published by Adam Osborne & Associates, Inc. Perfect for non-technical computerists requiring ready-to-use programs. Business programs, plus miscellaneous programs. Invaluable for the user who is not an experienced programmer. All will operate in the stand-alone mode. \$12.50 paperback.\*

● **WHAT TO DO AFTER YOU HIT RETURN** — BK1071 — PCC's first book of computer games... 48 different computer games you can play in BASIC... programs, descriptions, many illustrations. Lunar Landing, Hammurabi, King, Civel 2, Qubic 5, Taxman, Star Trek, Crash, Market, etc. \$10.95.\*

● **BASIC COMPUTER GAMES** — BK1074 — Okay, so once you get your computer and are running in BASIC, then what? Then you need some programs in BASIC, that's what. This book has 101 games for you from very simple to real buggers. You get the games, a description of the games, the listing to put in your computer and a sample run to show you how they work. Fun. Any one game will be worth more than the price of the book for the fun you and your family will have with it. \$7.50.\*

● **SIXTY CHALLENGING PROBLEMS WITH BASIC SOLUTIONS (2nd Edition)** — BK1073 — by Donald Spencer, provides the serious student of BASIC programming with interesting problems and solutions. No knowledge of math above algebra required. Includes a number of game programs, as well as programs for financial interest, conversions and numeric manipulations. \$8.95.\*



Use the order card in the back of this magazine or itemize your order on a separate piece of paper and mail to:  
80 Microcomputing Bookshelf • Peterborough NH 03458. Be sure to include check or detailed credit card information. All orders add \$1.00 handling.  
Please allow 4-6 weeks for delivery. Questions regarding your order? Please write to Customer Service at the above address.

**FOR TOLL FREE ORDERING CALL 1-800-258-5473**

# PREVIEW

## WHAT TO LOOK FOR IN THE JUNE 80

### RANDOMNESS

The ins and outs of randomness are explored in an ordered manner. Check the distribution of your randomness with a bar graph demonstration program.

## INSIDE LEVEL I

An indepth look at the power and potential of the Level I ROMs. Often scorned by converts to Level II, the basic BASIC is still a language to be reckoned with.

### TESTING 1, 2, 3

Hook up your 80 to the outside world, via its parallel ports, and input measurements directly to your program. Get rid of pen and graph paper!

## LIFE

Is there life within your computer? There will be next month, with the game of Life. Watch thousands of generations flash before your eyes in minutes. If you don't like the way evolution is progressing, then stop the action and play "GOD"!

## ALL THIS PLUS MUCH MORE!

# ADVERTISERS

RS Number	Page
260 ACT	143
34 Acorn Software Products, Inc.	89
97 Adventure International	111
69 Alpha Byte Storage	153
210 Alpha Product Company	60
262 Alpha Product Company	61
124 Alphabetic	87
264 Apparat	73
47 Applied Economic Analysis	109
236 Applied Micro Technology	99
231 Atlanta Hamfestival	97
146 Audio Video Systems	95
175 Automated Resource Management	34
49 Basics & Beyond, Inc.	127
235 The Bottom Line	153
6 The Bottom Shelf, Inc.	25
57 Bourrut Consulting Corporation	104
253 CAP Electronics	104
215 CPU Shop	101
145 C&S Electronics	75
178 Caldata Systems	34
* Calsoft	88
62 Cecdat, Inc.	117
195 Cecdat, Inc.	40
46 Checks To-Go	97
32 Cload Magazine	87
259 Commerce Tours International, Inc.	138
100 CompuCover	129
199 Computer Case Company	143
240 Computer Forms	129
66 Computer Products	95
261 Computer Simulations	143
9 Computronics, Inc.	148, 149, 150, 151
10 Contract Services Associates	65
52 Cost Effective Computer Services	127
119 Crown Plastic Co.	99
266 Crown Plastic Co.	87
* Cryptex Corp.	131
7 Custom Computer Center	21
121 Custom Electronics	129
* Cybernetics, Inc.	115
59 DC Software & Computer Products	117
44 Data Train Inc.	113

RS Number	Page
222 Digibyte	42
* Discovery Bay Software Co.	141
129 Disks, Etc.	124
247 Diversified Computer Services	125
88 Documan Software	131
* 80 Microcomputing	71
63 Elcompco	48, 139
58 Electronic Specialists, Inc.	124
183 Electronic Specialists	34
26 Electronic Systems	157
225 En-Joy Computer Programs	129
40 Esmark Inc.	103
3 Exatron	Cov. IV
12 FMG Corporation	53
224 Fantastic Software	113
252 Ferin Enterprises	131
239 Five Stones Software	125
133 Full Service Accounting & Processing	97
203 G. P. Associates	113
254 Galactic Software Ltd.	81
206 Garner's Computer Center	154
79 Allen Gelder Software	113
75 Godbout	77
182 Paul Goetz/Dave Miller	33
265 Golden Circuits Company	143
93 Granite State Instrument Company	141
248 The Hardware Company	113
23 Hobbyworld Electronics	155
13 Houston Micro-Computer Technologies, Inc.	39
103 Howe Software	77
37 IJG Inc.	92, 93
2 Instant Software	Cov. III, 19, 20
246 Interface, Inc.	91
187 International Software Associates	118
249 JMS Corp.	135
190 JPC Products Company	37
193 Joe Computer	99
85 Johnson Associates	81
226 Johnson Data	125
* Kilobaud Microcomputing	153
149 Kogyosha	75
53 LNW Research	131
14 Level IV Products, Inc.	43
167 Lifeboat Assoc.	33

RS Number	Page
15 LOBO Drives International	29
176 LOBO Drives International	34
158 MOM's	158, 159
95 Andrew Machen	154
213 Management Services	95
87 Management Systems Software	154
90 Manhattan Software, Inc.	135
71 McClain & Associates, Inc.	139
128 MED Systems Software	95
263 Mediamix	131
104 Mercer Systems Inc.	134
20 Meta Technologies Corp.	6, 7
212 Micon Micro Systems	135
54 Micro Architect	109
250 Micro Business World	102
214 The Micro Clinic	127
89 Micro Learningware	129
72 Micro Management Systems, Inc.	115
68 Micro Matrix	123
29 Micro-Mega	66
28 Microcomputer Technology Inc./Apparat, Inc.	105
184 Microcomputer Technology Inc.	33
73 Micron, Inc.	127
165 Microsoft	33
242 Microsoft	35
112 Miller Microcomputer Services	129
24 Mini Micro Mart, Inc.	156
221 MISOSYS	125
144 Mumford Micro Systems	68
257 Mumford Micro Systems	121
142 National Tricor, Inc.	146
216 National Tricor, Inc.	141
143 NEECO	59
116 Newby Software Development Co.	42
* Newtech	67
74 Northeast Microware	154
245 Okidata	11
108 Orthon Computer	42
96 PCD Systems	133
228 Palomar Software	135
96 Patient Care Data Systems	99
207 Pensadyne	79
1 Percom Data Company	Cov. II
258 Percom Data Company	3
166 Percom Data Company	34

RS Number	Page
43 The Peripheral People	99
237 Professional Data Corporation	146
188 Quality Software	100
41 Racet Computes	55
172 Radio Shack	33
64 Radio Shack Authorized Sales Ctr.	121
256 Radio Shack Dealer	127
241 Rational Software	153
17 Realsoft/The Program Store	147
197 Reliable Computer Resources	146
244 REMsoft, Inc.	154
191 Rondure Company	79
244 SJW, Inc.	102
154 S&M Systems, Inc.	118
132 Sawyer Software	75
91 Scott Instruments	138
255 Michael Shrayser Software, Inc.	41
19 Simutek	69
67 Sirius Systems	109
18 Small Business Systems Group	91
160 Small Business Systems Group	34
30 Small Systems Software	85
232 SNAPP, Inc.	75, 77, 79, 81, 85, 87
238 Software Engineering Systems, Inc.	153
42 Software Etc.	4
109 The Software Farm	143
171 Software Firm, Inc.	33
177 Software Store	34
189 Statcom, Inc.	49
227 Stiles Computer Systems	134
82 Sturdivant & Dunn, Inc.	154
217 Sumware	85
181 Sun-Flex, Inc.	34
151 Sun-Technology, Inc.	72
211 Synergistic Solar Inc.	95
148 TAB Sales Co.	81
45 Taranto and Associates	47
163 Taranto and Associates	33
147 Task Computer Applications	134
220 Task Computer Applications	143
208 Technology Plus Corporation	79
169 Tri-Star Corporation	34
136 Typewriters Unlimited	95
84 The Ultimate Computer System	146
31 VR Data Corporation	121
161 VR Data Corporation	32
111 Vern Street Products	85
179 Virtual Technology Inc.	32
65 The Vista Computer Company	30, 31
27 Web Associates	68
173 Wolf & Associates	34
230 Woodland-Hafner Associates	141

\* Reader Service inquiries not honored. Please contact advertiser directly.

# Ask for Instant Software at a computer store near you.

## Alabama

Anderson Computers  
3156 University Dr., Huntsville  
Computerland of Huntsville  
3020 University Dr., Huntsville  
Olensky Bros.  
3763 Airport Blvd., Mobile

## Arizona

Ham Shack  
450 S.A. N. 16th St., Phoenix  
Millies TV & Radio  
621 East Broadway, Mesa

## California

Byte Shop  
8038 Clairmont Mesa Blvd.,  
San Diego  
Byte Shop of Mt. View  
1415 West El Camino Real, Mt. View  
Byte Shop of Sacramento  
6041 Greenback Ln., Citrus Heights  
Capital Computer Systems  
3396 El Camino Ave., Sacramento  
Computers Made Easy  
819 East Ave. Q-9, Palmdale  
Computer Store of San Leandro  
701 MacArthur Blvd., San Leandro  
Computer World  
6791 Westminster Ave., Westminster  
Computerland  
16720 S. Hawthorne, Lawndale  
Computerland of W. LA  
6840 La Cienega Blvd., Inglewood  
Coast Electronics  
3118 No. Main St., Morro Bay  
Computerland  
24001 via Fabricante No 904,  
Mission Viejo  
Hobbi-tronics  
1378 So. Bascom Ave., San Jose  
Hobby World  
19511 Business Ctr. Dr., Unit 6  
Borthridge  
I.C.E. House Inc.  
398 North E. St., San Bernardino  
Jade Computer Products  
4901 W. Rosecrans, Hawthorne  
Opamp/Technical Books  
1033 N. Sycamore Ave., Los Angeles  
Q.I. Computers, Inc.  
15818 Hawthorne Blvd., Lawndale  
Radio Shack Dealer  
8250 Mira Mesa Blvd., San Diego  
Radio Shack Dealer  
50 N. Cabrillo Hwy., Half Moon Bay  
Santa Rosa Computer Center  
604 7th St., Santa Rosa  
Silver Spur Elect. Comm.  
13552 Central Ave., Chino  
The Computer Store  
820 Broadway, Santa Monica

## Colorado

Byte Shop  
3464 S. Acoma St., Englewood  
Colorado Computer Systems  
311 W. 74th Ave., Westminster  
Computerland of North Denver  
8749 Wadsworth Blvd., Arvada  
Computer Shack  
1635 South Prairie, Pueblo  
The Computer Store  
2300 Welton St., Denver

## Connecticut

American Business Computers  
454 Thames St., Groton  
Computerlab  
130 Jefferson, New London  
Computerland  
1700 Post Rd., Fairfield  
Computer Works  
1439 Post Rd. E., Liberty Plaza,  
Westport

## D.C.

The Program Store  
4200 Wisconsin Ave., N.W.,  
Washington, D.C.

## Florida

Adventure International  
200 Bald Cypress Ct., Longwood  
AMF Electronics  
11146 N. 30th St., Tampa  
Boyd-Ebert Corporation  
1328 West 15th St., Panama City  
Computer Center  
6578 Central Ave., St. Petersburg  
Computerland of Ft. Lauderdale  
3963 N. Federal Hwy., Ft. Lauderdale

Computerland of Jacksonville  
2777-6 University Blvd. W.,  
Jacksonville

Computer Shack  
3336 Beach Blvd., Jacksonville  
Curtis Waters Enterprises  
236 Talbot Ave., Melbourne  
Heath Kit Electronic  
405 W. 16th Ave. Center, Hialeah  
HIS Computeration  
1295 Cypress Av/Talbot Ave., Melbourne  
Heath Kit Electronic  
4705 W. 16th Ave. Center, Hialeah  
HIS Computeration  
1295 Cypress Ave., Melbourne

Sound Ideas  
2201 C.N.W. 13th, Gainesville  
Ukatan Computer Store  
Airport Rd., Destin  
Williams Radio & TV Inc.  
2062 Liberty St., Jacksonville

## Georgia

Atlanta Computer Mart  
Atlanta  
Computerland of Atlanta  
2423 Cobb Parkway, Smyrna

## Hawaii

Computerland of Hawaii  
567 N. Federal Hwy., Honolulu  
Radio Shack Assoc. Store  
1712 S. King St., Honolulu

## Idaho

Electronic Specialists  
8411 Fairview Ave., Boise

## Illinois

Computerland  
4507 North Sterling, Peoria  
Computerland  
9511 N. Milwaukee Ave., Niles  
Computer Store  
3659 Nameoki Rd., Granite City  
Midwest Micro Computers, Inc.  
708 S. Main St., Lombard

## Indiana

Computer Center of South Bend  
51591 US 31 North, South Bend  
Data Domain  
221 W. Dadds, Bloomington  
Fall Creek Electronics Store  
732 Center St., Pendleton

## Iowa

Memory Bank  
4128 Brady St., Davenport

## Kansas

Central Kansas Computers  
6 S. Broadway, Herington

## Louisiana

Computer Shoppe Inc.  
3225 Danny Park, Suite 222, Metairie

## Maine

Radio Shack  
315 Main Mall Rd., So. Portland

## Maryland

Jack Fives Electronics  
4608 Deblen Circle, Pikesville  
The Comm Center  
9624 Ft. Meade Rd., Laurel

## Massachusetts

ComputerCity  
175 Main St., Charlestown  
ComputerCity  
50 Worcester Rd., Framingham  
Computerland of Boston  
214 Worcester Rd., Wellesley  
Computer Packages Unlimited  
244 W. Boylston St., West Boylston  
Lighthouse Computer Software  
14 Fall River Ave., Rehoboth  
New England Electronics Co.  
679 Highland Ave., Needham  
The Computer Store  
120 Cambridge St., Burlington  
Tufts Radio & Electronics  
206 Mystic Ave., Medford

## Michigan

Computer Center  
28251 Ford Rd., Garden City  
Computer Connections  
38437 Grand River, Farmington Hills  
Computerland of Grand Rapids  
2927 28th St. S.E., Kentwood  
Computerland of Rochester  
301 S. Livernois, Rochester  
Computerland of Southfield  
29673 Northwestern Hwy., Southfield  
Computer Mart  
560 W. 14 Mile Rd., Clawson  
Hobby House  
1035 W. Territorial Rd., Battle Creek

The Alternate Source  
1806 Ada, Lansing  
Ye Olde Teacher Shoppe  
1823 Witmyre St., Ypsilanti

## Minnesota

Computerland of Hopkins  
11319 Hwy F., Hopkins  
Digital Den  
Burnsville Center  
Minnesota Software Inc.  
5422 Fisher St., White Bear Lake  
Zim Computers  
5717 Xerxes Ave., N. Brooklyn Center

## Mississippi

Dyer's, Inc.  
200 E. Main St., West Point  
W. Vernon Foster Inc.  
816 Foley St., Jackson

## Missouri

Computervan, Inc.  
51 Florissant Oaks Shopping Center  
Florissant  
Consolidated Software  
16501 Greenwald Court, Belton

## Minnesota

Computerland of Hopkins  
11319 Hwy F., Hopkins

## Digital Den

Burnsville Center  
Minnesota Software Inc.  
5422 Fisher St., White Bear Lake  
Zim Computers  
5717 Xerxes Ave., N. Brooklyn Center

## Nebraska

Computerland of Omaha  
11031 Elm St., Omaha  
Midwest Computer Co. Inc.  
86251 St., Omaha  
Midwest Computer Co. Inc.  
4442 S. 84th St., Omaha  
Midwest Computer Co. Inc.  
4403 S. 87th St., Omaha

## Nevada

Century 23  
4566 Spring Mountain Rd., Las Vegas

## New Hampshire

Bitsynthes Computer Center  
568 Pleasant St., Concord  
ComputerCity  
1525 S. Willow, Manchester

## Paul's TV

Main St., Fremont  
Portsmouth Computer Center  
31 Raynes Ave., Portsmouth  
Radio Shack Assoc. Store  
Fairbanks Plaza, Keene

## New Jersey

Computer Encounter  
2 Nassau St., Princeton  
Computerland  
35 Plaza Rte. #4, W. Paramus  
Computer Mart of NJ  
501 Rte. 27, Iselin  
Dave's Electronics  
Pennsville Shopping Ctr., Pennsville  
Personal Computing Inc.  
51 Central Sq., Linwood  
Radio Shack/J&J Electronic  
Mansfield Shopping Ctr.  
Rt. 57 Allen Rd., Hackettstown  
The Bargain Brothers  
Glen Rock Shopping Center  
216 Scotch Road, Trenton  
The Computer Emporium  
Bldg. 103, Avenues of Commerce  
2428 Rte. 38, Cherry Hill

## New Mexico

Antel Electronics Co.  
232 Wisconsin N.E., Albuquerque  
Legay and Associates  
2908 Tahiti Ct. N.E., Albuquerque  
Mitchell's Music (Radio Shack)  
407 W. Church, Carlsbad  
South West Computer Center  
121 Wyatt Drive, Suite 7, Las Cruces

## New York

Aristo Craft  
314 Fifth Ave., NYC  
Bits & Bytes  
2800 Straight Rd., Fredonia  
Computer Corner  
200 Hamilton Ave., White Plains  
Computer Era Corp.  
1570 3rd Ave., New York  
Computer Factory  
485 Lexington Ave., NYC  
Computer House, Inc.  
721 Atlantic Ave., Rochester

Computerland of Nassau  
79 Westbury Ave., Carle Place  
Computer World  
519 Boston Post Rd., Port Chester  
Comtek Electronics, Inc.  
2666 Coney Island Ave., Brooklyn  
Comtek Electronics, Inc.  
Staten Island Mall  
Store 220A, Staten Island  
Home Computer Center  
671 Monroe Ave., Rochester  
Key Electronics  
Schenectady  
Lashen Electronics Inc.  
21 Broadway, Denville  
Mr. Computer  
Imp. Plaza, Rte. 9, Wappingers Falls  
Softtron Systems  
308 Columbia Turnpike, Rensselaer  
The Computer Tree Inc.  
409 Hooper Rd., Endwell  
Upstate Computer Shop  
629 French Rd., Campus Plaza  
New Hartford

## North Carolina

Byte Shop of Raleigh  
1213 Hillsborough St., Raleigh

## Ohio

Altair Business Systems, Inc.  
5252 North Dixie Dr., Dayton  
Astro Video Electronics  
504 E. Main St., Lancaster  
Cincinnati Computer Store  
4816 Interstate Dr., Cincinnati  
Computerland  
4579 Great Northern Blvd.,  
N. Olmstead  
Computerland  
6429 Busch Blvd., Columbus  
Computerland  
1288 Som Rd., Mayfield Heights  
Computer Store of Toledo  
18 Hillwyck Dr., Toledo  
Forbes Microsystems Inc.  
35 N. Broad, Fairborn

## Microcomputer Center

7900 Paragon Rd., Dayton  
Micro Mini Computer World  
74 Robinwood, Columbus  
Universal Amateur Radio, Inc.  
1280 Aida Dr., Columbus

## Oklahoma

Sounds, Etc.  
Hwy. 33, Watonga  
Vern Street Products  
Radio Shack Dealer  
114 W. Taft St., Sapulpa

## Oregon

Computerland of Portland  
12020 S.W. Main St., Tigard  
Computer Pathways Unlimited, Inc.  
2151 Davcor St. S.E., Salem

## Pennsylvania

Audio Mart  
518 Fifth Ave., New Brighton  
Artco Elect.  
302 Wyoming Ave., Kingston  
Artco Elect.  
Back Mountain Shop. Ctr.  
Shavertown  
Computer Workshope  
3848 William Penn Hwy, Monroeville  
Computerland of Harrisburg  
4644 Carlisle Pike, Mechanicsburg  
Erie Computer Co.  
2127 West 8th St., Erie  
Mighty Byte Computer Center  
537 Easton Rd., Hersham  
Personal Computer Corp.  
24-26 West Lancaster Ave., Paoli  
Personal Computer Corp.  
Frazer Mall, Lancaster Ave., Frazer

## Rhode Island

Computer City  
165 Angell St., Providence

## South Dakota

CB Radio Shack  
21st and Broadway, Yankton

## Tennessee

Computerlab  
671 S. Menden Hall Rd., Memphis  
H & W Electronics Inc.  
509 N. Jackson St., Tullahoma  
Texas  
Computer Port  
926 N. Collig, Arlington  
Houston Microcomputer Tech.  
5313 Bissonet, Bellaire  
K.A. Elect.  
9090 Stemmons Frwy., Dallas

Pan American Elect. Inc.  
1117 Conway, Mission  
Radio Shack Dealer  
21969 Katy Freeway, Katy  
Ram Micro Systems  
6353 Camp Bowie Blvd., Ft. Worth  
Utah  
Quality Technology  
470 E. 2nd So., Salt Lake City

## Virginia

Home Computer Center  
2927 Virginia Beach Blvd.  
Virginia Beach  
Southside Radio Comm.  
135 Pickwick Ave., Colonial Heights

## Washington

American Mercantile Co. Inc.  
2418 1st Ave. S., Seattle  
Byte Shop of Bellevue  
14701 N. E. 20th St., Bellevue  
Computerland of South King Co.  
1500 S. 336 St., Suite 12  
Federal Way  
Magnolia Micro Systems  
2812 Thornhyke Ave., Seattle  
Personal Computers  
S 104 Freva, Spokane  
Ye Old Computer Shop  
1301 G. Washington, Richland

## West Virginia

The Computer Corner Inc.  
22 Beechurst Ave., Morgantown  
The Computer Store  
Municipal Parking Bldg., Charleston

## Wisconsin

Byte Shop Of Milwaukee  
6019 West Layton Ave., Greenfield  
Computerland  
690 S. Whitney Way, Madison  
Pelted Microsystems  
4265 W. Loomis Rd., Milwaukee

## Puerto Rico

The Microcomputer Store  
1568 Ave. Jesus T. Pinero  
Caparra Terrace

## Canada

CANADIAN DISTRIBUTORS:  
Micron Distributing  
409 Queen St., W. Toronto, Ont.  
M5V 2A5

Computerland of Winnipeg  
715 Portage Ave., Winnipeg, Man.  
Compumart  
411 Roosevelt Ave., Ottawa, Ontario  
Computer Mart, Ltd.  
1055 Yonge St., Suite 208  
Toronto, Ontario

Galactia Computers  
103rd Ave., Edmonton, Alberta  
Micromatic Systems Inc.  
101 8136 Park Rd., Richmond, B.C.  
Micro Shack of W. Canada  
333 Park Street, Regina, Sask.  
Orthon Holdings Ltd.  
12411 Stony Plain Road  
Edmonton, Alberta

Total Computer Systems  
Ajax, Ontario

## England

Tamays & Farr Ltd.  
4 Morgan St., London

## France

Sideg  
45 Rue de la Chapelle, Paris  
Sivea s.a.  
20, Rue de Leningrad, Paris

## Italy

HOMIC s.r.l.  
Piazza De Angeli 1, Milano

## West Germany

Electronic Hobby Shop  
Kaiserstr. 20, Bonn  
MicroShop Bodensee  
Markstr. 3, 7778 Markdorf

## Australia

Computerware  
62 Paisley St., Footscray VIC  
Deforest Software  
36 Glen Tower Drive  
Glen Waverly, VIC.

Softronics Micro Systems  
Lindfield  
Sure Load Software  
P.O. Box 26, Weston, A.C.T.

## South Africa

Eddie Talberg  
P.O. Box 745, Johannesburg



## STARTER KIT

### EXATRON STRINGY FLOPPY FOR THE TRS-80

#### Recommended initial purchase:

Exatron Stringy Floppy	\$249.50
3 Wafers each: 5', 10', 20', 50'	40.00
Bus Extender, 2-for-1	15.00
ESF Machine Language Monitor	9.95
(Plus shipping and tax if applicable)	<u>\$314.45</u>

#### SPECIAL PRICE FOR THIS STARTER KIT

Sales Tax (California only)	\$299.50
Shipping and Handling	5.50
<b>TOTAL</b>	<u>          </u>

For more information see the current Exatron Stringy Floppy Owners Association Newsletter in *Microcomputing*.

Stringy Floppy is a trademark of Exatron Corporation.

If you have any questions about the product, about Exatron, or ESFOA, please call the Hot Line. Address letters to ESFOA, 3559 Ryder St., Santa Clara, CA 95051.

**HOT LINE (For Calls Outside CA) 800-538-8559**



excellence in electronics

# exatron

3555 Ryder Street ■ Santa Clara, California 95051  
(408) 737-7111